

# **MIDDY'S** ***Rail Infrastructure***



## Product Catalogue





# Contents



## **Cable ..... 3**

Copper Cable .....	4
Track Cable .....	12
Signalling Cable .....	14
Terminals.....	17
Lugs & Links .....	25
Cable Pulling .....	30
Cable Joints .....	36



## **Pits ..... 37**

Railway Cable Trays .....	39
Railway Signal Bases .....	41
Railway Platform Pits .....	42
Systems .....	43
Cable & Plastic Pits .....	44
Lids & Covers .....	45
Pit Chambers.....	52



## **Conduit ..... 53**

Rigid Conduit .....	54
Corrugated Conduit.....	56
Steel Conduit.....	57
Conduit Spacers .....	61
Fibreglass Conduit .....	63
Plastic Conduit.....	64
Conduit Fittings .....	70



## **Data ..... 71**

Data Cables & Management ....	72
Cabinets .....	73
Jacks (Connectors) .....	74
Patch Panels .....	75
Patch Leads .....	76
Fibre Cables & Enclosures .....	77
Fibre Kits & Equipment .....	78
Tools & Adaptors .....	79

## **Rail Accessories..... 80**

Cable Accessories .....	82
Energy Management .....	103
Power Factor Correction .....	107
Safety Accessories .....	108
Earthing & Lightning Protection ..	110
Heatshrink.....	141
Earth Rods.....	146
Grommet Edging .....	147
Circuit Breakers .....	148
Safety Gear .....	156
Track Bonding.....	159
Track Clips .....	168
MRD Technologies.....	169
PVC Cable Duct.....	176



## **Tools ..... 182**

Rail Tools .....	184
Crimping Tools .....	191
Clamping Tools.....	200
Hydraulic Crimpers.....	210
Battery Powered Crimpers.....	206
Crimper Dies.....	208
Hydraulic Pumps.....	210
Cutters .....	213
Hydraulic Cutters .....	218
Battery Powered Cutters.....	221
Kits & Accessories .....	223
Connectors.....	224



## **Lighting ..... 225**

Floodlights .....	226
Highbays & Battens .....	227
Ceiling & Wall Lights .....	228
Light Panels .....	229





# ***Think Rail, Think*** ***MIDDY'S***

***For all your Rail Infrastructure supplies***



Cable



Pits



Conduit



Data



Accessories



Tools



Lighting

For more information contact  ***MIDDY'S Rail Infrastructure***

Team on **0478 317 216** or email **[rail@middys.com.au](mailto:rail@middys.com.au)**

**[middys.com.au](http://middys.com.au)**



# Cable

## Copper Cable

1 Core, 2 Core, 3 Core,  
4 Core, 10 Core,  
20 Core, 50 Core

Track Cable

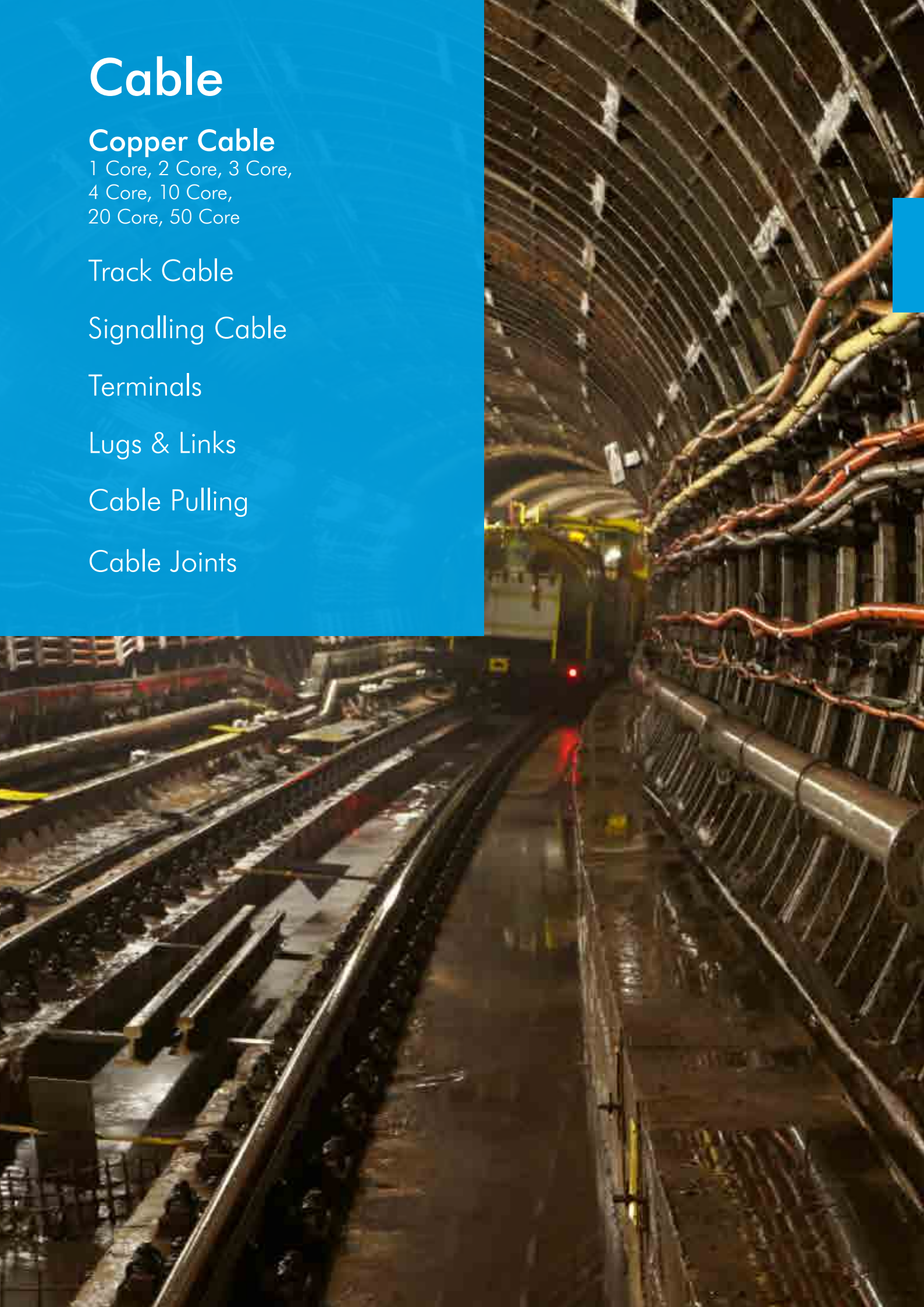
Signalling Cable

Terminals

Lugs & Links

Cable Pulling

Cable Joints

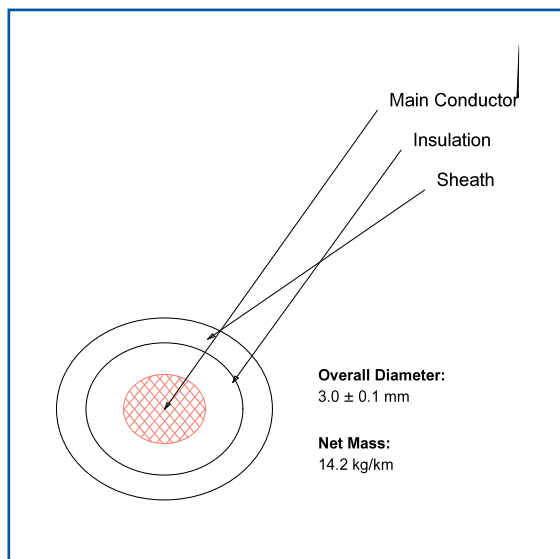






# Cable

1 Core/2 Core



## 1 Core Tinned Copper Cable 24/0.20mm

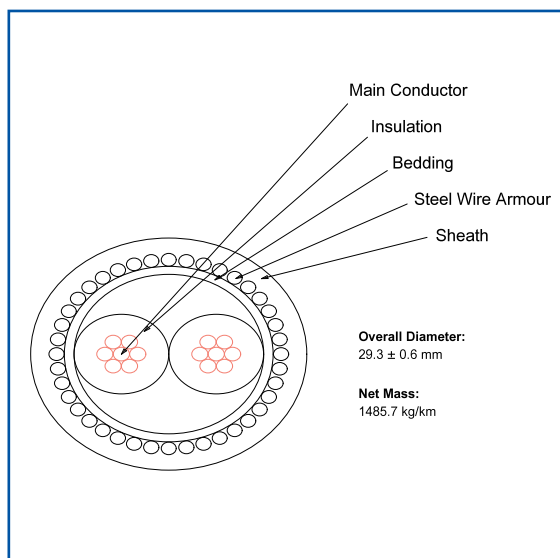
1 Core 0.75mm<sup>2</sup> flexible bunched tinned annealed copper, XLPE (X2) Insulated (0.5mm min av wall), PVC (5V - 90) Sheathed (0.4mm min av wall), to Core for PTC Spec. SC 050101-03

Prepared: S Pollauszach

Scale: 16:5:1 Approx

13 April 2011

**ORDER CODE: SC050101-03**



## 2 Core 2.2 KV Underground Pwr Cable 7/1.70mm

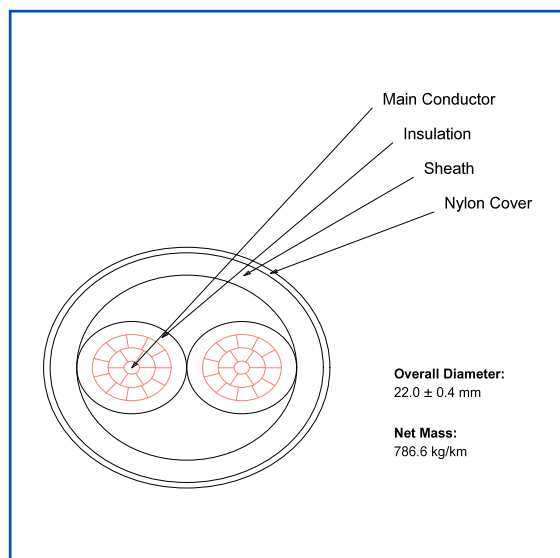
2 Cores 16mm<sup>2</sup> Compressed Stranded Plain Annealed Copper, X-90 Insulated (2.5mm min av wall), Laid up PVC (5V-90) Bedded (1mm min av wall), Steel Wire Armoured, 1.6mm nom diam), PVC (5V-90) Sheathed (1.9mm min av wall), up to PTC SPEC SC50101-11 & IEC 502 where applicable, 2.2kV

Prepared: S Pollauszach

Scale: 2.6:1 Approx

13 April 2011

**ORDER CODE: SC050101-11**



## 2 Core Power Cable 19/1.35mm

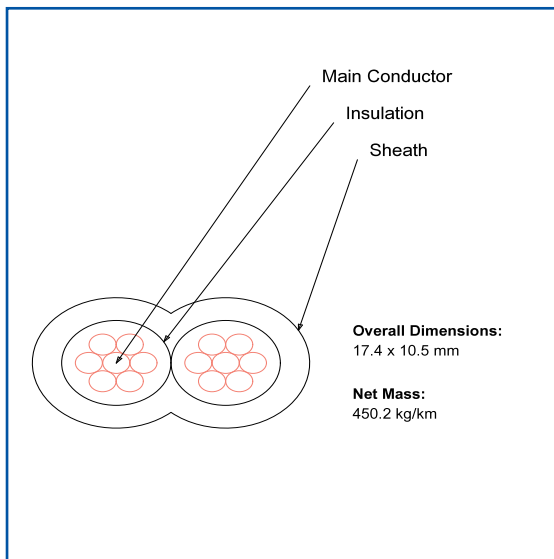
2 Cores 25m<sup>2</sup> Compacted Stranded Plain Annealed Copper, 0.6/1 kV PVC (V-90) Insulated (1.2mm min av wall), Laid up PVC (5V-90) Sheathed (2mm min av wall), Nylon Covered (0.5mm nom wall), to SC50101-29 & AS5000.1.

Prepared: S Pollauszach

Scale: 3.4:1 Approx

18 April 2011

**ORDER CODE: SC050101-29**



### 2 Core Copper Cable 7/1.70mm

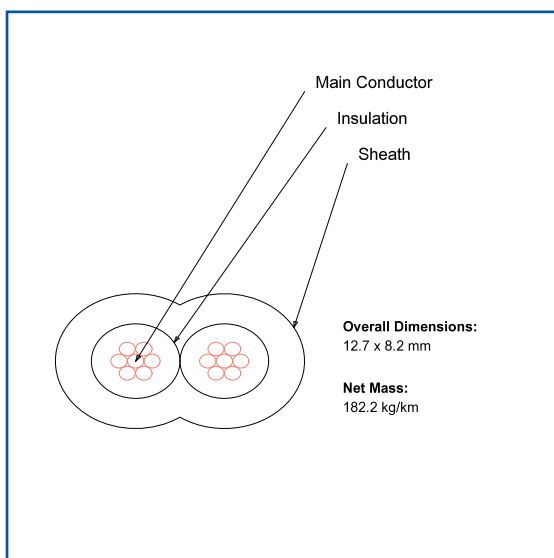
2 Cores 16mm<sup>2</sup> Compressed Stranded Plain Annealed Copper, 0.6kV PVC (V-90) Insulated (1mm min av wall), Flat PVC (5V-90) Sheathed (1.8mm min av wall), to P.T.C SC05101-14

Prepared: S Pollauszach

Scale: 3.5:1 Approx

13 April 2011

ORDER CODE: **SC050101-14**



### 2 Core Stranded Copper 7/0.85mm

2 Cores 4mm<sup>2</sup> Stranded Plain Annealed Copper, 0.6/1 kV PVC (V-90) Insulated (1mm min av wall), Flat PVC (5V - 90) Sheathed (1.8mm min av wall), to P.T.C. SC 050101-05.

Prepared: S Pollauszach

Scale: 4:8:1 Approx

18 April 2011

ORDER CODE: **SC050101-05**



# Cable

2 Core

## 2 Core Flat Cable

PVC Insulated and PVC Sheathed.

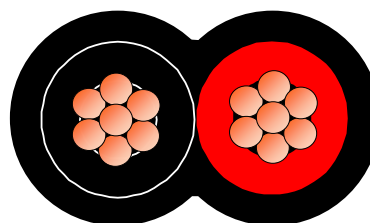
Manufactured in accordance with the appropriate Railway Cable Specification and Australian Standard AS5000.1

Signaling Cable Specifications:

VRIOGS 012.6.16 Revision A

VRIOGS 012.6.5 Revision A

VRIOGS 012.6.14 Revision A



### Standard Colours

**Core:** Red & Black or Red & White

**Sheath:** Black

**Conductor:** Plain Annealed Copper

**Insulation & Sheath:** PVC Insulated and Sheathed  V 90°C.

**Markings:** AW&C Year of manufacture "RAILWAYS"

ORDER CODE	Conduct or Area mm <sup>2</sup>	Conductor Construction mm	Av.Insulation Thickness mm	Av.Sheath Thickness mm	Overall Dimensions mm	Approx Weight Kg/100 mtr
VR012.6.16	1.50	7/0.50	1.00	1.80	7.05 x 10.55	10.70
VR012.6.5	4.00	7/0.85	1.00	1.80	8.15 x 12.75	21.00
VR012.6.14	16.00	7/1.70	1.00	1.80	10.75 x 17.90	53.00

Figures shown are an approximate value and are to be used as a guide only.





## 4 Core Copper Cable VRIOGS 012.6.6

PVC Insulated and PVC Sheathed.


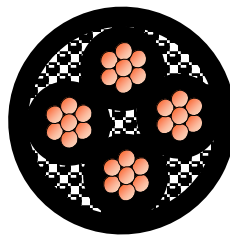
Manufactured in accordance with the appropriate Railway Cable Specification and Australian Standard AS5000.1

Signaling Cable Specifications:

4 Core - VRIOGS 012.6.6

10 Core - VRIOGS 012.6.7

20 Core - VRIOGS 012.6.9 Revision A



### Standard Colours

**Core:** Black

**Sheath:** Black

**Conductor:** Plain Annealed Copper to AS1125

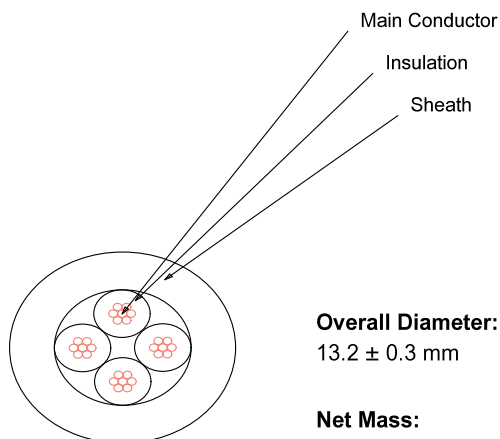
**Insulation & Sheath:** PVC Insulated and Sheathed  V 90°C.

ORDER CODE	Cond. Area mm <sup>2</sup>	Cond. Construction	Insulation Thickness mm	No of Cores	Av. Sheath Thickness mm	Overall Dimensions mm	Weight Kg per 100 Metres
<b>VR012.6.6</b>	1.5mm <sup>2</sup>	7/0.50mm	0.90mm	1 to 10	1.80	12.25	
<b>VR012.6.7</b>	1.5mm <sup>2</sup>	7/0.50mm	0.90mm	1 to 10	2.50	17.70	
<b>VR012.6.9</b>	1.5mm <sup>2</sup>	7/0.50mm	0.90mm	1 to 20	3.00	23.30	
Figures shown are an approximate value and are to be used as a guide only.							



# Cable

## 4 Core/10 Core



### 4 Core Copper Cable

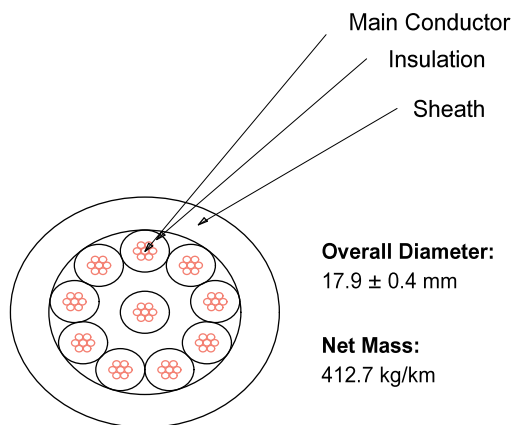
4 Cores 1.5mm<sup>2</sup> Stranded plain Annealed Copper, 0.6/1 kV PVC (V-90) Insulated (0.9mm min av wall), Laid up PVC (5V-90) Sheathed (2.54mm min av wall, to P.T.C SC050101-06

Prepared: S Pollauszach

Scale: 7.3:1 Approx

13 April 2011

**ORDER CODE: SC050101-06**



### 10 Core Cu 7/0.50mm

10 Cores 1.5mm<sup>2</sup> Stranded plain Annealed Copper, 0.6/1 kV PVC (V-90) Insulated (0.9mm min av wall), Laid up PVC (5V-90) Sheathed (2.5mm min av wall, to P.T.C SC050101-07

Prepared: S Pollauszach

Scale: 2.8:1 Approx

13 April 2011

**ORDER CODE: SC050101-07**



## 10 Core Copper Cable VRIOGS 012.6.7

PVC Insulated and PVC Sheathed.



Manufactured in accordance with the appropriate Railway Cable Specification and Australian Standard AS5000.1

Signaling Cable Specifications:

4 Core - VRIOGS 012.6.6

10 Core - VRIOGS 012.6.7

20 Core - VRIOGS 012.6.9 Revision A



### Standard Colours

**Core:** Black

**Sheath:** Black

**Conductor:** Plain Annealed Copper to AS1125

**Insulation & Sheath:** PVC Insulated and Sheathed  V 90°C.

ORDER CODE	Cond. Area mm <sup>2</sup>	Cond. Construction	Insulation Thickness mm	No of Cores	Av. Sheath Thickness mm	Overall Dimensions mm	Weight Kg per 100 Metres
<b>VR012.6.6</b>	1.5mm <sup>2</sup>	7/0.50mm	0.90mm	1 to 10	1.80	12.25	
<b>VR012.6.7</b>	1.5mm <sup>2</sup>	7/0.50mm	0.90mm	1 to 10	2.50	17.70	
<b>VR012.6.9</b>	1.5mm <sup>2</sup>	7/0.50mm	0.90mm	1 to 20	3.00	23.30	
Figures shown are an approximate value and are to be used as a guide only.							





# Cable

10 Core


## 10 Core 7/0.50 + 2 Core 7/0.85 Round Cable

PVC Insulated and PVC Sheathed.

Manufactured in accordance with the appropriate Railway Cable Specification and Australian Standard AS5000.1

Signaling Cable Specifications:

VRIOGS 012.6.8



### Standard Colours

**Cores:** Black

**Sheath:** Black

**Conductor:** Plain Annealed Copper to AS1125

**Cores:** Inner Corers Numbered 1 to 2 and Outer Cores Numbered 3 to 12

**Insulation & Sheath:** PVC Insulated and Sheathed  V 90°C.

ORDER CODE	No of Cores	Cond. Constructi on	Cond. Area mm2	Insulation Thickness mm	Av.Sheath Thickness mm	Overall Dimens ions mm	Weight Kg per 100 Metres
R11VR012.6.8	1 to 2	7/0.85mm	4mm <sup>2</sup>	1.00mm	1.80	12.25	
	3 to 12	7/0.50mm	1.5mm <sup>2</sup>	0.90mm			
Figures shown are an approximate value and are to be used as a guide only.							



## 20 Core Copper Cable VRIOGS 012.6.9 Revision A

PVC Insulated and PVC Sheathed.


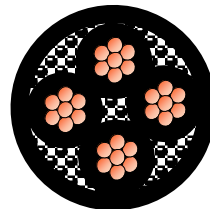
Manufactured in accordance with the appropriate Railway Cable Specification and Australian Standard AS5000.1

Signaling Cable Specifications:

4 Core - VRIOGS 012.6.6

10 Core - VRIOGS 012.6.7

20 Core - VRIOGS 012.6.9 Revision A



### Standard Colours

**Core:** Black

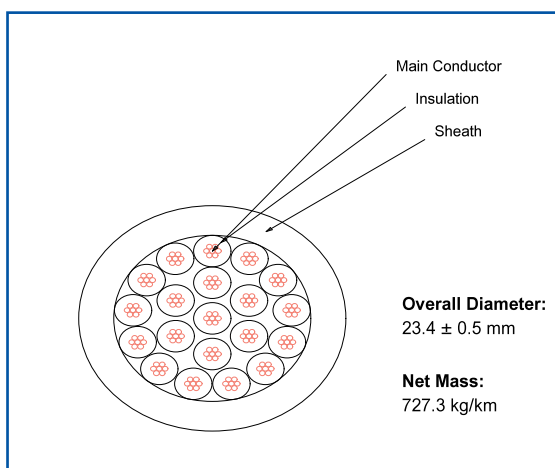
**Sheath:** Black

**Conductor:** Plain Annealed Copper to AS1125

**Insulation & Sheath:** PVC Insulated and Sheathed  V 90°C.

ORDER CODE	Cond. Area mm <sup>2</sup>	Cond. Construction	Insulation Thickness mm	No of Cores	Av. Sheath Thickness mm	Overall Dimensions mm	Weight Kg per 100 Metres
<b>VR012.6.6</b>	1.5mm <sup>2</sup>	7/0.50mm	0.90mm	1 to 10	1.80	12.25	
<b>VR012.6.7</b>	1.5mm <sup>2</sup>	7/0.50mm	0.90mm	1 to 10	2.50	17.70	
<b>RWC207050</b>	1.5mm <sup>2</sup>	7/0.50mm	0.90mm	1 to 20	3.00	23.30	

Figures shown are an approximate value and are to be used as a guide only.



### 20 Core Cu Cable 7/0.50mm

20 Cores 1.5mm<sup>2</sup> Stranded Plain Annealed Copper, 0.6/1 kV PVC (V-90) Insulated (0.9mm min av wall), Laid up PVC (5V- 90) Sheathed (3mm min av wall), to PTC SC050101-09

Prepared: S Pollauszsch

Scale: 3.2:1 Approx

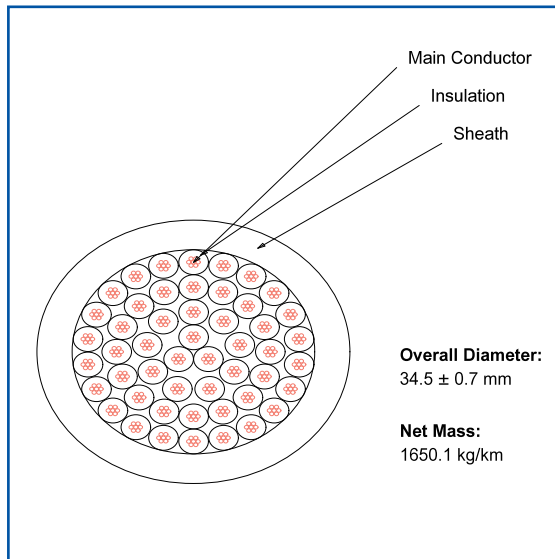
13 April 2011

**ORDER CODE: SC050101-09**



# Cable

## 50 Core/Track Cable



### 50 Core Copper Cable 7/0.50mm

50 Cores 1.5mm<sup>2</sup> Stranded Plain Annealed Copper, 0.6/1 kV PVC (V-90) Insulated (0.9mm min av wall), Laid up PVC (5V-90) Sheathed (3.8mm min av wall), to PTC SC050101-10

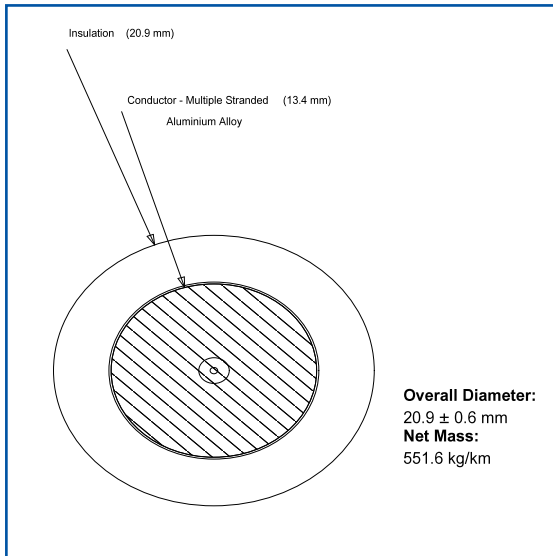
Prepared: S Pollauszach

Scale: 2.2:1 Approx

13 April 2011

**ORDER CODE: SC050101-10**





### Track Cable 1 Core 95mm<sup>2</sup> Aluminium 493/0.5mm

1 Conductor 95mm<sup>2</sup> (493/0.5mm) Multiple Stranded Aluminium Alloy, HD-90-CPE Insulated (3.5mm min av wall) to RailCorp specification SPG 1014 - Trck Connection Cable

Prepared: S Pollauszach

Scale: 5.0 X full size

18 April 2011

**ORDER CODE: SPG1014**



# Cable

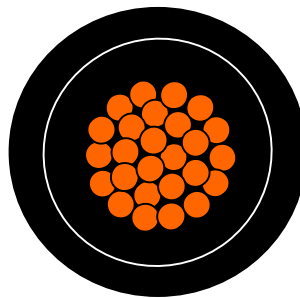
## Track Cable/Signalling Cable

### Signalling Cable 24/0.20 1 Core Tinned Copper Cable

Polythene ( Type 3 ) Insulated and PVC Sheathed, Single Core.

Manufactured in accordance with the appropriate Signaling Cable Specification and Australian Standard AS500.1

Signaling Cable Specification: VRIOGS 012.6.3 Revision A



#### Standard Colours

**Core:** Black

**Sheath:** Black

**Conductor:** Tinned Annealed Copper to AS1125

**Insulation & Sheath:** Polythene Insulated Type 3, PVC Sheathed  V 90°C.

ORDER CODE	Conductor Area mm <sup>2</sup>	Conductor Construction mm	Av. Insulation Thickness mm	Av. Sheath Thickness mm	Overall Diameter mm	Weight Kg/100 Metres
VR012.6.3	0.75	24 / 0.20	0.50	0.40	3.00	2
Figures shown are an approximate value and are to be used as a guide only.						



## Signalling Cable 4 Cores & Earth Helically Laid Round Cable

PVC Insulated and PVC Sheathed.

Manufactured in accordance with the appropriate Signaling Cable Specification and Australian Standard AS5000.1

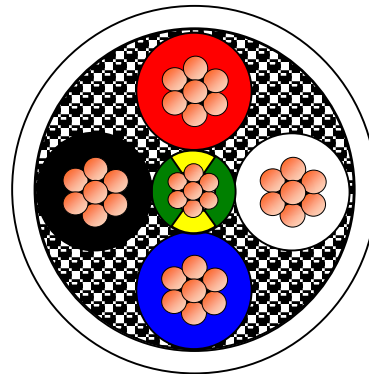
Signaling Cable Specifications:

VRIOGS 012.6.15 Revision A

### Standard Colours

**Core:** Red White, Blue Black

**Sheath:** White



**Conductor:** Plain Annealed Copper to AS1125

**Insulation & Sheath:** PVC Insulated and Sheathed  V 90°C.

ORDER CODE	Cond. Area mm <sup>2</sup>		Cond. Construction		Insulation Thickness mm		Av. Sheath Thickness mm	Overall Dimensions mm	Weight Kg per 100 Metres
	Power	Earth	Power	Earth	Power	Earth			
<b>VR012.6.15</b>	10.00	2.50	7/1.35	7/0.67	1.00	1.00	1.80	20.20	82

Figures shown are an approximate value and are to be used as a guide only.



# Cable

## Signalling Cable

# Railway Signalling Cables

## Copper Cables

PART NUMBER	DESCRIPTION	RAIL STANDARD
MC70510RAIL400	10 Core, 7/0.50mm Copper Cable	VRIGGS 012.6.7
MCCOM12RAIL400	10 Core, 7/0.50mm Copper Cable + 2 Core 7/0.85 Copper Cable	VRIGGS 012.6.8
MC70520RAIL400	20 Core, 7/0.50mm Copper Cable	VRIGGS 012.6.9
MC70550RAIL400	50 Core, 7/0.50mm Copper Cable	VRIGGS 012.6.10
ETC2093FSRAIL500	10 Pair, 0.9mm Communications Cable	VRIGGS 012.6.17
ETC4093FSRAIL500	20 Pair, 0.9mm Communications Cable	VRIGGS 012.6.17
ETC2064JFSRAIL500	10 Pair, 0.64mm Communications Cable	VRIGGS 012.6.17
ETC4064JFSRAIL500	20 Pair, 0.64mm Communication Cable	VRIGGS 012.6.17
ETC4093FSPEN	2 Pair, 0.9mm Quad Communications Cable	VRIGGS 012.6.18
MCP45RAIL500	4 Pair, 7/0.20mm Signalling Data Cable	VRIGGS 012.6.23
MCP1271SNYRAIL	1 Pair, Signalling Data Cable	VRIGGS 012.6.24
MCP70525HFRAIL500	2 Pair, 7/0.50mm Twisted Copper Signalling Cable	VRIGGS 012.6.37
MCP7056SHFRAIL500	6 Pair, 7/0.50mm Twisted Copper Signalling Cable	VRIGGS 012.6.38

## Optical Fibre Cables

GQDU53AA006BE	6 Core, Multimode OM3, External Loose Tube, PE/Nylon
GQDU53AA012BE	12 Core, Multimode OM3, External Loose Tube, PE/Nylon
GQDU1CA0006BE	6 Core, Single Mode ZWP Outdoor Loose Tube PE/Nylon
GQDU1CA0012BE	12 Core, Single Mode ZWP Outdoor Loose Tube PE/Nylon
GQDU1CA0024BE	24 Core, Single Mode ZWP Outdoor Loose Tube PE/Nylon
GWAP53AR006BK	6 Core, OM3 Indoor/Outdoor Riser
GWAP53AR012BK	12 Core, OM3 Indoor/Outdoor Riser





## Pre-Insulated Terminals

Pre-Insulated				
STUD SIZE	CONDUCTOR 0.5-1.6mm <sup>2</sup>	PACK QTY	SINGLE GRIP	DOUBLE GRIP
<b>RING TERMINAL – RT Range</b>				
M3		100	RT1.25-3	RT1.25-3DG
M4		100	RT1.25-4	RT1.25-4DG
M5		100	RT1.25-5	RT1.25-5DG
M6		50	RT1.25-6	RT1.25-6DG
M8		50	RT1.25-8	RT1.25-8DG
M10		25	RT1.25-10	RT1.25-10DG
M12		25		RT1.25-12DG
<b>FORKED SPADE – FS Range</b>				
M3		100	FS1.25-3	FS1.25-3DG
M4		100	FS1.25-4	FS1.25-4DG
M5		50	FS1.25-5	FS1.25-5DG
M6		50	FS1.25-6	FS1.25-6DG
<b>PIN CONNECTOR – PC Range</b>				
		100	PC1.25	PC1.25DG
<b>LIP BLADE – LB Range</b>				
Width 3mm		50	LB1.25-3	LB1.25-3DG
Width 5mm		50		LB1.25-5DG
<b>FLAT BLADE – FB Range</b>				
Dim. 1.9 x 11.7		100	FB1.25-2	FB1.25-2DG
Dim. 2.3 x 17		100	FB1.25-2.3/17	
Dim. 3 x 13		100	FB1.25-3	FB1.25-3DG
<b>BULLET CONNECTOR – BC Range</b>				
4mm Bullet		100		MBC1.25DG
		25		FBC1.25DG
<b>IN LINE SPLICE – ILS Range</b>				
		50	ILS1.25	ILS1.25DG
See also page A11 and A12				
<b>QUICK CONNECTOR – QC Range</b>				
Tab 6.4 x 0.8mm		50		PB1.25-6.4DG
Tab 2.8 x 0.5mm		100		QC1.25-2.8/5DG
Tab 2.8 x 0.8mm		100		QC1.25-2.8DG
Tab 4.8 x 0.5mm		100		QC1.25-4.8/5DG
Tab 4.8 x 0.8mm		100		QC1.25-4.8DG
Tab 6.4 x 0.8mm		100		QC1.25-6.4DG
Tab 4.8 x 0.5mm		50	FIQC1.25-4.8/5	
Tab 6.4 x 0.8mm		50		FIQC1.25-6.4DG
Tab 6.4 x 0.8mm		100		MT1.25-6.4DG
Tab 6.4 x 0.8mm		50		FIMT1.25-6.4DG
Tab 6.4 x 0.8mm		25	FIFQC1.25-6.4	
Flag				
Requires KFLAG Tool				
<b>END CONNECTOR – EC Range</b>				
		50	EC1.25	

Pre-Insulated				
STUD SIZE	CONDUCTOR 1.0-2.6mm <sup>2</sup>	PACK QTY	SINGLE GRIP	DOUBLE GRIP
<b>RING TERMINAL – RT Range</b>				
M3		100	RT2-3	RT2-3DG
M4		100	RT2-4	RT2-4DG
M5		100	RT2-5	RT2-5DG
M6		50	RT2-6	RT2-6DG
M8		50	RT2-8	RT2-8DG
M10		25	RT2-10	RT2-10DG
M12		25	RT2-12	RT2-12DG
<b>FORKED SPADE – FS Range</b>				
M3		100	FS2-3	FS2-3DG
M4		100	FS2-4	FS2-4DG
M5		50	FS2-5	FS2-5DG
M6		50	FS2-6	FS2-6DG
<b>PIN CONNECTOR – PC Range</b>				
		100	PC2	PC2DG
<b>LIP BLADE – LB Range</b>				
Width 3mm		50	LB2-3	LB2-3DG
Width 5mm		50		LB2-5DG
<b>FLAT BLADE – FB Range</b>				
Dim. 2.5 x 11.7		100	FB2-2.5	FB2-2.5DG
Dim. 2.5 x 17		100	FB2-2.5/17	
Dim. 3.5 x 13		100	FB2-3.5	FB2-3.5DG
<b>BULLET CONNECTOR – BC Range</b>				
5mm Bullet		50		MBC2DG
		25		FBC2DG
<b>IN LINE SPLICE – ILS Range</b>				
		50	ILS2	ILS2DG
See also page A11 and A12				
<b>QUICK CONNECTOR – QC Range</b>				
Tab 6.4 x 0.8mm		50		PB2-6.4DG
Tab 2.8 x 0.8mm		100		QC2-2.8DG
Tab 4.8 x 0.5mm		100		QC2-4.8/5DG
Tab 4.8 x 0.8mm		100		QC2-4.8DG
Tab 6.4 x 0.8mm		50		QC2-6.4DG
Tab 4.8 x 0.5mm		50	FIQC 2-4.8/5	
Tab 6.4 x 0.8mm		50		FIQC2-6.4DG
Tab 6.4 x 0.8mm		100		MT2-6.4DG
Tab 6.4 x 0.8mm		50		FIMT2-6.4DG
Tab 6.4 x 0.8mm		25	FIFQC2-6.4	
Flag				
Requires KFLAG Tool				
<b>END CONNECTOR – EC Range</b>				
		50	EC2	



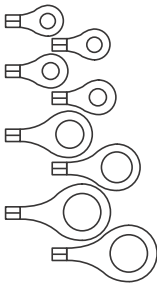












# Cable Terminals

## Pre/Un-Insulated & Brass Terminals

### Pre-Insulated

STUD SIZE	CONDUCTOR 2.5-6.0mm <sup>2</sup>	PACK QTY	SINGLE GRIP	DOUBLE GRIP
<b>RING TERMINAL - RT Range</b>				
M3		50	RT5.5-3	RT5.5-3DG
M4		50	RT5.5-4	RT5.5-4DG
M5		50	RT5.5-5	RT5.5-5DG
M6		25	RT5.5-6	RT5.5-6DG
M8		25	RT5.5-8	RT5.5-8DG
M10		25	RT5.5-10	RT5.5-10DG
M12		25	RT5.5-12	RT5.5-12DG
<b>FORKED SPADE - FS Range</b>				
M3		50	FS5.5-3	FS5.5-3DG
M4		50	FS5.5-4	FS5.5-4DG
M5		50	FS5.5-5	FS5.5-5DG
M6		25	FS5.5-6	FS5.5-6DG
Refer page A10 for Forked Spade 10mm <sup>2</sup> -16mm <sup>2</sup>				
<b>PIN CONNECTOR - PC Range</b>				
		50	PC5.5	PC5.5DG
Refer page A11 for Pin Connector 10mm <sup>2</sup> -35mm <sup>2</sup>				
<b>LIP BLADE - LB Range</b>				
Width 5mm		50		LB5.5-5DG
<b>FLAT BLADE - FB Range</b>				
Dim. 2.9 x 16.6		50	FB5.5-3	FB5.5-3DG
Dim. 4 x 13		50	FB5.5-4	FB5.5-4DG
<b>IN LINE SPLICE - ILS Range</b>				
		25	ILS5.5	ILS5.5DG
See also page A11 and A12				
<b>QUICK CONNECTOR - QC Range 0.8mm Tabs</b>				
Tab 6.4mm		50		QC5.5-6.4DG
Tab 6.4mm		50		MT5.5-6.4DG
Tab 6.4mm		25		FIQC5.5-6.4DG
Tab 6.4mm		25		FIMT5.5-6.4DG
Tab 9.5mm		25		QC5.5-9.5DG
<b>END CONNECTOR - EC Range</b>				
		25	EC5.5	

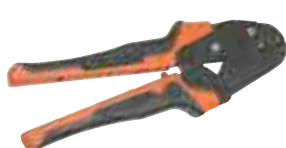
### Un-Insulated & Brass Range

STUD SIZE		PACK Qty	CONDUCTOR RANGE (mm <sup>2</sup> )		
			0.5-1.6	1.0-2.6	2.5-6.0
RING TERMINAL - UNINSULATED - RTU Range					
M3		100	RTU1.25-3	RTU2-3	
M4		100	RTU1.25-4	RTU2-4	RTU5.5-4
M5		100	RTU1.25-5	RTU2-5	RTU5.5-5
M6		100	RTU1.25-6	RTU2-6	RTU5.5-6
M8		100/50	RTU1.25-8	RTU2-8	RTU5.5-8
M10		50	RTU1.25-10	RTU2-10	RTU5.5-10
M12		50			RTU5.5-12
M16		50			RTU5.5-16
FORKED SPADE – UNINSULATED - FSU Range					
M3		100	FSU1.25-3	FSU2-3	
M4		100	FSU1.25-4	FSU2-4	FSU5.5-4
M5		100/50	FSU1.25-5	FSU2-5	FSU5.5-5
M6		50			FSU5.5-6
QUICK CONNECTOR BRASS - QCB Range					
Tab 6.4mm x 0.8		50		PBA6.4	
Tab 2.8mm x 0.5		100	QCB1.25-2.8		
Tab 4.8mm x 0.8		100	QCB1.25-4.8		
Tab 6.4mm x 0.8		100	QCB1.25-6.4		
Tab 6.4mm x 0.8		100		QCB2-6.4F	
Tab 6.4mm x 0.8		100	MTB1.25-6.4		
Crimp Tool for Brass range HF1 (professional) HF2 (low cost) Note: QCB2-6.4F Should be crimped with pliers and pull out checked					
QUICK CONNECTOR NICKEL SILVER - QCN Range					
Tab 6.4mm		100	QCN1.25-6.4		
RING STAR - RS Range					
Stud Size					
5mm		50		RS-5	
6mm		50		RS-6	

Please refer to Section G for CABAC's full range of tools. Below are some common tools for this range.



**KTC1, KTC2, KTC3**  
Pre-Insulated Crimper, General Purpose



**HP3**  
Pre-Insulated Crimper, Professional



**HN2**  
Uninsulated Terminal Crimper



**HF2**  
Brass Roll Crimper



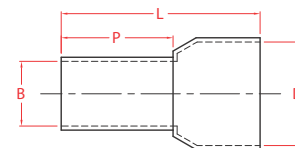
## Bootlace Pins - Ferrules

CABAC Bootlace Pins are used to terminate conductors, by containing the strands in a thin walled copper sleeve that is crimped onto the conductor. The sleeve ensures that no conductor strands stray, and also stops screws in the terminal from breaking strands. With the use of larger diameter flexible cables, the range is continually growing, so please contact our sales department if an item you need is not shown.

There are three basic types of BLP:

- Insulated single conductor style
- Twin conductor style
- Uninsulated cord end sleeves

The sleeves should be slipped over the stripped conductor, and crimped with one of our HNKE range of crimp tools. Crimp is only to hold sleeve on conductor until screw of terminal housing makes connection.



	Catalogue No.	Nominal Conductor (mm <sup>2</sup> )	Dimensions (mm)				Colour	Pack	Tooling	
			L	P	B	D				
	<b>BLP025</b>	0.25	10	6	0.75	1.9	Violet	100		
	<b>BLP034</b>	0.34	10	6	0.8	1.9	Pink	100		
	<b>BLP050</b>	0.5	14	8	1.3	3.4	White	100		
	<b>BLP050/500</b>							500		
	<b>BLP075</b>	0.75	14	8	1.5	3.8	Blue	100		
	<b>BLP075/500</b>							500		
	<b>BLP100</b>	1.0	14	8	1.7	4.1	Red	100		
	<b>BLP100/500</b>							500		
	<b>BLP150</b>	1.5	14	8	2.0	4.6	Black	100		
	<b>BLP150/500</b>							500		
	<b>BLP150-18</b>	1.5	24	18	2.0	4.6	Black	100		
	<b>BLP250</b>	2.5	14	8	2.6	4.9	Grey	100		
	<b>BLP250-18</b>	2.5	24	18	2.6	4.9	Grey	100		
	<b>BLP400</b>	4	18	10	3.2	5.8	Orange	100		
	<b>BLP400-18</b>	4	26	18	3.2	4.8	Orange	100		
	<b>BLP600</b>	6	20	12	3.9	6.9	Green	50		
	<b>BLP600-18</b>	6	26	18	3.9	6.9	Green	50		
	<b>BLP1000</b>	10	22	12	4.9	8.4	Brown	25		
	<b>BLP1000-18</b>	10	28	18	4.9	8.4	Brown	25		
	<b>BLP1600</b>	16	24	12	6.2	9.6	Ivory	25		
	<b>BLP1600-18</b>	16	28	18	6.2	9.6	Ivory	25		
	<b>BLP2500</b>	25	28	16	7.7	12.0	Black	10		
	<b>BLP3500</b>	35	30	16	8.7	13.5	Red	10		
	<b>BLP5000</b>	50	36	16	10.9	16.0	Blue	10		
	<b>BLP7000</b>	70	37	21	14.3	17.2	Yellow	5		
	<b>BLP9500</b>	95	44	25	15.5	19.2	Red	3		
	<b>BLP12000</b>	120	48	27	17.6	21.4	Blue	3		

### "Shaker Box" for Bootlace Pins

CABAC has two handy assortment boxes for bootlace pin connectors. These have a range of the most popular sizes, for day to day use.

#### BLPK1

Bootlace pin assortment 0.5-2.5mm<sup>2</sup>.

Contents	Qty
BLP050	100
BLP075	100
BLP100	100
BLP150	100
BLP250	50

#### BLPK2

Bootlace pin assortment 4-16mm<sup>2</sup>.

Contents	Qty
BLP400	50
BLP600	20
BLP1000	20
BLP1600	10



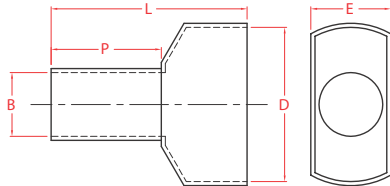


# Cable Terminals

## Twin & Uninsulated Bootlace Pins

### Twin Wire BLPT Bootlace Pins

The twin wire BLPT range is specifically designed to terminate two wires in the same terminal. With the development of smaller switches and devices become smaller. The twin wire BLPT solves these problems in a quick and easy way.

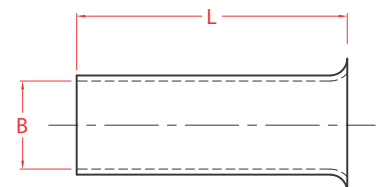


	Catalogue No.	Nominal Conductor (mm <sup>2</sup> )	Dimensions (mm)								
			L	P	B	D	E	Colour	Pack	Tooling	
	BLPT075	2 x 0.75	15.0	8.0	1.8	5.0	2.8	Grey	100		
	BLPT100	2 x 1.0	15.0	8.0	2.05	5.4	3.4	Red	100		
	BLPT150	2 x 1.5	16.0	8.0	2.3	6.6	3.6	Black	100		
	BLPT250	2 x 2.5	18.5	10.0	2.8	7.8	4.2	Blue	100		
	BLPT400	2 x 4.0	23.0	12.0	3.7	8.8	4.9	Grey	50		
	BLPT600	2 x 6.0	26.0	14.0	4.8	10.0	6.9	Yellow	25		

### Uninsulated Bootlace Pins - Cord End Connectors

CABAC un-insulated bootlace pins are used to terminate conductors, by containing the strands in a thin walled copper sleeve. Crimping of the sleeves is optional, since the screw in the terminal will "crimp" the connection.

	Catalogue No.	Nominal Conductor (mm <sup>2</sup> )	Dimensions (mm)	Std Pack	Tooling	
			L	B		
	BLPU050	0.50	8	1.0	100	
	BLPU075	0.75	8	1.2	100	
	BLPU100	1.0	10	1.4	100	
	BLPU150	1.5	10	1.7	100	
	BLPU250	2.5	10	2.2	100	
	BLPU400	4	12	2.8	100	
	BLPU600	6	12	3.5	100	
	BLPU1000	10	12	4.5	25	
	BLPU1600	16	12	5.8	25	
	BLPU2500	25	18	7.3	10	
	BLPU3500	35	18	8.3	10	
	BLPU5000	50	20	10.3	10	
	BLPU7000	70	25	13.5	5	
	BLPU9500	95	32	14.7	3	
	BLPU12000	120	32	16.7	3	







## Special Terminals

### 0.3mm<sup>2</sup> Pre-Insulated Terminal Range

Cable terminations are getting smaller as time progresses. CABAC 0.3mm<sup>2</sup> range accommodate fine conductors in the 0.2 to 0.5mm<sup>2</sup> range. They should be crimped with the KTC05 tool.

Catalogue No.	Stud Size (mm)	Std Pack
Ring Terminals		
RT0.3-3DG	3	100
RT0.3-4DG	4	
RT0.3-5DG	5	
Forked Spades		
FS0.3-3DG	3	100
FS0.3-4DG	4	
FS0.3-5DG	5	
Pin Connector		
PC0.3DG		100



### Forked Spade Flange Style - FSF Range

These terminals are designed to provide a positive location and restraint to the terminal palm, especially for captive screw and vibration applications. They should be crimped using the normal CABAC tool range.

Catalogue No.	Nominal Conductor (mm <sup>2</sup> )	Stud Size (mm)	Std Pack
FSF1.25-3DG	0.5 to 1.6	3	100
FSF1.25-4DG		4	
FSF1.25-5DG		5	
FSF2-3DG	1.0 to 2.6	3	100
FSF2-4DG		4	
FSF2-5DG		5	



### Water Proof Splice - WPS Range

CABAC Water Proof Splices have a glue lined heatshrink insulation, which is shrunk onto the wire after crimping. This gives a completely waterproof connection. They are crimped using standard CABAC tooling.


Catalogue No.	Nominal Conductor (mm <sup>2</sup> )	Insulation Colour	Std Pack
WPS1.25	0.5 to 1.6	Red	25
WPS2	1.0 to 2.6	Blue	
WPS5.5	2.5 to 6.0	Yellow	



### Window Splices - ILSWS Range

CABAC Window Splices have a "window" in the centre of the splice, that can be seen through translucent insulation, through which you can see if the conductors have bottomed, and as such a correct crimp achieved. They are used in high integrity installations, where conductor connectivity is critical. They are crimped with standard CABAC tooling.

Catalogue No.	Nominal Conductor (mm <sup>2</sup> )	Insulation Colour	Std Pack
ILS1.25WS	0.5 to 1.6	Red	50
ILS2WS	1.0 to 2.6	Blue	50
ILS5.5WS	2.5 to 6.0	Yellow	25





# Cable Terminals

## Special Terminals

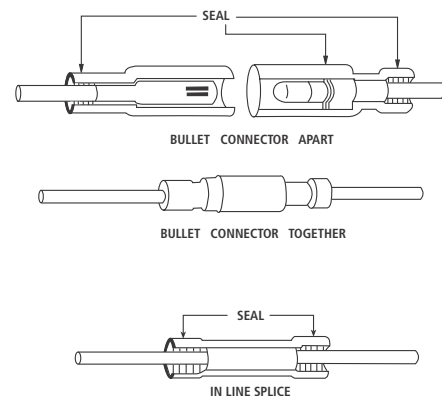
### IP57 Bullets & Splices

These IP57 Bullets and Splices are designed for hostile environments, and can be immersed in water, without water getting into the joint. The bullets allow equipment to be disconnected and re-connected maintaining an IP57 integrity.

- Have an in-built sealing ring, which seals the terminal to wire insulation interface, stopping water ingress
- The bullets have in-built sealing ridges, which stops water penetration, and a positive seal at the base of the male bullet
- The bullets are ideal for connections of swap out equipment, and equipment that has to be temporarily connected
- Temperature range -40°C to 105°C
- Rated voltage 300V
- Flame retardant nylon insulation to UL94V-2
- IP57 to IEC529

For correct sealing, ensure the insulation of the wire is the correct diameter (see table below) and simply insert the wire and crimp with a quality CABAC pre-insulate crimper such as the HP3.

Catalogue No.	Description	Conductor Range (mm <sup>2</sup> )	Outside Wire Diameter (mm)	Std Pack
Bullet Connectors				
MBC1.25/IP57	Red Male Bullet	0.75-1.25	2.6-3.2	25
FBC1.25/IP57	Red Female Bullet			
MBC2/IP57	Blue Male Bullet	1.0-2.6	3.0-3.6	25
FBC2/IP57	Blue Female Bullet			
In Line Splices				
ILS1.25/IP57	Red In Line Splice	0.75-1.25	2.6-3.2	50
ILS2/IP57	Blue In Line Splice	1.0-2.6	3.0-3.6	




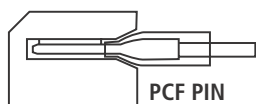
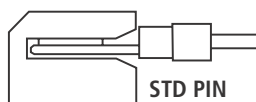
### Terminal Block Pins

These pins have a long skinny pin, and most importantly the insulation tapers toward the pin.

- Because the insulation tapers the front of the pin and the insulation are in the terminal block cavity. This minimises chances of short outs, and things inadvertently touching
- The long pin is designed to go into most commercially available terminal blocks
- The insulation is translucent so the crimp can be inspected through the insulation














One of the largest uses for this product is the lighting industry and spring type terminal blocks. These terminals should be crimped with normal CABAC tooling.


Catalogue No.	Description	Conductor Range (mm <sup>2</sup> )	Pin Length (mm)	Std Pack
<b>PCF1.25</b>	Red Pin	0.3-1.56	11	100





## Terminals SAK-Series (Screw Connection) Railway Industry Application
















Part Number	Description		
SAKS1			
0191220000	SAKS 1 Fuse Terminal (takes 5 x 20mm fuse carts.)		
0191320000	AP (SAKS1-3) END PLATE		
5 x 20mm Non Indicating fuses to suit SAKS1 (fast blow)			
0430700000	FUSE 1 AMP, 5 x 20mm		
0430900000	FUSE 2 AMP, 5 x 20mm		
0431000000	FUSE 2.5 AMP, 5 x 20mm		
0431200000	FUSE 4 AMP, 5 x 20mm		
0431400000	FUSE 6.3 AMP, 5 x 20mm		
SAKS1			
0191120000	SAKS 1 FUSE TERMINAL (takes 5x25mm indicating fuses)		
0191320000	AP (SAKS1-3) END PLATE		
5 x 25mm Indicating fuses to suit SAKS1 (Medium blow)			
0265800000	FUSE 1 AMP, 5 x 25mm		
0192700000	FUSE 2 AMP, 5 x 25mm		
0192800000	FUSE 4 AMP, 5 x 25mm		
0192900000	FUSE 6.3 AMP, 5 x 25mm		
0193100000	FUSE 10 AMP, 5 x 25mm		
SAKS3 (RED CAP takes 6.3 x 25.4mm fuses)			
0211120000	SAKS 3 FUSE TERMINAL (redcap)		
0191320000	AP (SAKS1-3) END PLATE		
1" x 1/4" Fuses to suit SAKS3 RED CAP			
0245100000	FUSE 2 AMP, 1" x 1/4"		
7940006600	FUSE 5 AMP, 1" x 1/4"		
7940006773	FUSE 7 AMP, 1" x 1/4"		
7940006435	FUSE 10 AMP, 1" x 1/4"		
0245400000	FUSE 13 AMP, 1" x 1/4"		
SAKS5			
0359420000	SAKS 5 FUSE TERMINAL.		
0361300000	FUSE 20 AMP for SAKS5 E18/20 neozed 440V		
0361400000	FUSE 25 AMP for SAKS5 E18/25 neozed 440V		
0361500000	FUSE 35 AMP for SAKS5 E18/35 neozed 440V		
0361600000	FUSE 50 AMP for SAKS5 E18/50 neozed 440V		
0361700000	FUSE 63 AMP for SAKS5 E18/63 neozed 440V		
SAKC 4			
0340720000	SAKC4 DISCONNECT TERMINAL		
0117920000	AP (SAK4-10) END PLATE		
SAKC 10			
0324120000	SAKC10 2STB PLUGS DISCONNECT TERMINAL		
0146720000	AP SAKB/C/T END PLATE		
EARTH TERMINALS			
0354560000	EK4 EARTH TERMINAL (Green/Yellow)		
0354660000	EK10 EARTH TERMINAL (Green/Yellow)		
0374660000	EK16 EARTH TERMINAL (Green/Yellow)		

PRODUCT IMAGE	PART NUMBER	DESCRIPTION	USE
	CABL300-12RSA	LUG 300MM C/W HEATSHRINK	Cable termination



# Cable Terminals

## Terminals SAK-Series (Screw Connection) Railway Industry Application

Part Number	Description		
<b>SAK 4</b>			
0128320000	SAK4 TERMINAL		
0117920000	AP (SAK4-10) END PLATE		
<b>SAK 6N</b>			
0193220000	TERMINAL SAK6N		
0117920000	AP (SAK4-10) END PLATE		
<b>SAK 6 (Railway Terminal 10mm thick)</b>			
0109920000	SAK6 TERMINAL		
0117920000	AP (SAK4-10) END PLATE		
<b>SAK 10</b>			
0110020000	SAK10 TERMINAL		
0117920000	AP (SAK4-10) END PLATE		
<b>SAK16</b>			
0271020000	TERMINAL SAK 16		
0271120000	END PLATE AP SAK16		
<b>End Bracket</b>			
0206160000	END BRACKET EWK1 32		
<b>Markers</b>			
<b>Group Markers</b>			
1631930000	GROUP MARKER SHT5 S 9.5mm wide		
0292460000	GROUP MARKER SHT5 19mm wide		
<b>DekaFix Terminal markers (to suit all listed terminals)</b>			
0468660001	DEK6 Horizontal 1-50 Card		
0468660051	DEK6 Horizontal 51-100 Card		
0468760001	DEK6 Vertical 1-50 Card		
0468760051	DEK6 Vertical 51-100 Card		

## CABLE DUCT (CLOSED SLOT) BLACK Railway Industry Type

Sold per 2 Metre length (includes lid)

CDS2560C/S-BLK	CLOSED SLOT DUCT BLACK 25mmW x 60mmH x 2M	
CDS4060C/S-BLK	CLOSED SLOT DUCT BLACK 40mmW x 60mmH x 2M	
CDS6060C/S-BLK	CLOSED SLOT DUCT BLACK 60mmW x 60mmH x 2M	
CDS6080C/S-BLK	CLOSED SLOT DUCT BLACK 60mmW x 80mmH x 2M	
CDS8080C/S-BLK	CLOSED SLOT DUCT BLACK 80mmW x 80mmH x 2M	
CDS100100C/S-BLK	CLOSED SLOT DUCT BLACK 100mmW x 100mmH x 2M	






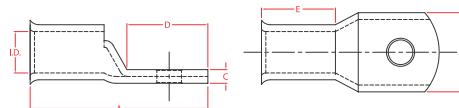
## Copper Bell Mouth Lugs

### Stranded Cables

CABAC's Bell Mouth Lug range is specifically designed to accommodate fine stranded flexible conductors. Because fine stranded cables have a larger diameter than normal cables, and they tend to splay out after stripping, CABAC has developed this range of lugs, which funnel the strands into the lug and make conductor insertion easy.

At the top end of the range, around 150 to 240mm<sup>2</sup> some manufacturers cables will not fit into the nominal lug. In this case CABAC recommends using one lug size up, and using a special crimping method, described on the next page. CABAC has done tests on various manufacturers cables, and tables defining fitment of cables are available from our sales desk. Please contact CABAC for assistance.

Technical Data - Bell Mouth Lugs are identical to our normal Copper Lugs. Please see page B2 & B3.



Catalogue No.	Nominal Conductor (mm <sup>2</sup> )	ID Size	Dimensions (mm)						Qty Per Box	Tooling				A/F Hex Die (mm)	No. of Crimps
			Stud	A	B	C	D	E		Indent	Hex				
CAL6-6BM	6	3.8	6	27	12	1.0	15	9	100	HNT	K10/3			4.4	1
CAL6-8BM			8	27	12	1.0	15								
CAL6-10BM			10	32	16	1.0	20								
CAL10-6BM	10	4.7	6	27	12	1.8	14	10	100	HN2	K25, K26, K27	K28		5.7	1
CAL10-8BM			8	29	14	1.5	16								
CAL10-10BM			10	32	16	1.3	19								
CAL16-6BM	16	5.5	6	37	11	2.3	14	19	50			K06, K06C, B035		6.3	1
CAL16-8BM			8	39	14	1.7	16								
CAL16-10BM			10	41	16	1.5	18								
CAL16-12BM			12	49	18	1.4	23								
CAL25-6BM	25	7.1	6	41	14	2.4	16	21	50		K9			7.7	1
CAL25-8BM			8	41	14	2.4	16								
CAL25-10BM			10	44	16	2.0	19								
CAL25-12BM			12	46	18	1.6	23								
CAL35-6BM	35	8.2	6	44	16	3.0	18	21	50			HT51, B51		9.2	1
CAL35-8BM			8	44	16	3.0	18								
CAL35-10BM			10	46	18	2.6	20								
CAL35-12BM			12	50	20	2.3	24								
CAL50-6BM	50	9.5	6	48	18	3.2	20	22	50					10.4	1
CAL50-8BM			8	48	18	3.2	20								
CAL50-10BM			10	48	18	3.2	20								
CAL50-12BM			12	52	21	2.7	24								
CAL70-6BM	70	11.2	6	54	21	3.3	24	24	25					11.5	1
CAL70-8BM			8	54	21	3.3	24								
CAL70-10BM			10	54	21	3.3	24								
CAL70-12BM			12	54	21	3.3	24								
CAL95-8BM	95	13.4	8	60	25	3.9	26	27	25					14.2	1
CAL95-10BM			10	60	25	3.9	26								
CAL95-12BM			12	60	25	3.9	26								
CAL95-16BM			16	64	28	3.4	30								
CAL120-10BM	120	15.6	10	64	29	5.0	26	30	25					16.5	1
CAL120-12BM			12	64	29	5.0	26								
CAL120-16BM			16	68	29	5.0	30								
CAL150-10BM	150	16.7	10	71	32	5.5	32	30	20					18.3	1
CAL150-12BM			12	80	32	5.5	41								
CAL150-16BM			16	80	32	5.5	41								
CAL185-10BM	185	18.4	10	74	35	5.7	32	32	20					20.0	1
CAL185-12BM			12	83	35	5.7	41								
CAL185-16BM			16	83	35	5.7	41								
CAL240-12BM	240	21.2	12	92	40	7.1	42	38	1					23.1	3
CAL240BM				92	40	7.1	42								
CAL300BM	300	23.5		101	45	7.8	46	42	1					26.0	3
CAL500BM	500	30.0		124	56	8.5	56	48	1					31.1	3

Note: Fine stranded cables need higher crimping forces so tools have to be de-rated from normal accepted crimping capacity.



# Cable

## Lugs & Links

## Long Barrel Lugs

### Outdoor Style

CABAC's Long Barrel Copper Lugs are designed for external use. They have no window and have solder sealed palms to seal the lug totally and stop the ingress of water. The extra long barrel allows more crimps than usual, in high stress areas, such as high voltage terminations, drop out fuses etc. If you need a longer palm with two or more stud holes, please see our Long Palm Long Barrel Lugs (LPB Range).

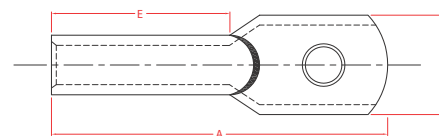
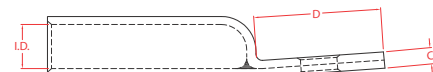
The extra long barrel also gives more length for heatshrink sealing, to ensure a totally air tight seal. They are designed to crimp with standard hexagon dies for the standard range of copper lugs. The lugs are made from 99.9%+ cu high conductivity copper which gives the best electrical properties possible.



Catalogue No.	Nominal Conductor (mm <sup>2</sup> )	ID	Stud	Dimensions (mm)					Crimp Die	Tooling	A/F Hex Die (mm)	No. of Crimps Min.
CAL10LB-6	10	4.7	6	35	12	1.8	16	21	HT130-C-10	Same as Copper Crimp Lugs - Standard Range	6.3	1
CAL16LB-6	16	5.5	6	45	11	2.3	20	21	HT130-C-16		6.3	1
CAL16LB-8	16	5.5	8	45	14	1.7	20	21	HT130-C-16		6.3	1
CAL25LB-8	25	7.1	8	56	14	2.4	22	29	HT130-C-25		7.7	2
CAL25LB-10	25	7.1	10	56	16	2.0	22	29	HT130-C-25		7.7	2
CAL25LB-12	25	7.1	12	56	18	1.8	22	29	HT130-C-25		7.7	2
CAL35LB-8	35	8.2	8	65	16	3.0	25	35	HT130-C-35		9.2	2
CAL35LB-10	35	8.2	10	65	18	2.6	25	35	HT130-C-35		9.2	2
CAL35LB-12	35	8.2	12	65	20	2.3	25	35	HT130-C-35		9.2	2
CAL50LB-10	50	9.5	10	77	18	3.2	27	44	HT130-C-50		10.4	2
CAL50LB-12	50	9.5	12	77	21	2.7	27	44	HT130-C-50		10.4	2
CAL70LB-10	70	11.2	10	81	21	3.3	27	48	HT130-C-70		11.5	2
CAL70LB-12	70	11.2	12	81	21	3.3	27	48	HT130-C-70		11.5	2
CAL95LB-10	95	13.4	10	88	25	3.9	27	54	HT130-C-95		14.2	3
CAL95LB-12	95	13.4	12	88	25	3.9	27	54	HT130-C-95		14.2	3
CAL120LB-10	120	15.6	10	98	29	5.0	30	60	HT130-C-120		16.5	3
CAL120LB-12	120	15.6	12	98	29	5.0	30	60	HT130-C-120		16.5	3
CAL150LB-12	150	16.7	12	110	32	5.5	41	60	HT130-C-150		18.3	4
CAL150LB-16	150	16.7	16	110	32	5.5	41	60	HT130-C-150		18.3	4
CAL185LB-12	185	18.4	12	115	35	5.5	41	64	HT130-C-185		20.0	4
CAL240LB-12	240	21.2	12	142	40	7.1	50	80	HT130-C-240		23.1	4
CAL300LB	300	23.5		153	45	7.8	50	90	HT130-C-300		26.0	4
CAL400LB	400	26.8		170	50	7.7	52	100	ECW-H3D-400		28.1	3
CAL500LB	500	30.0		181	56	8.5	56	105	ECW-H3D-500		31.0	3
CAL630LB	630	34.0		193	65	10.9	56	115	ECW-H3D-630		37.0	4

### Technical Data

Long Barrel Copper Lugs - Outdoor Style are identical to our normal Copper Lugs. Please see page B2/B3.





## Copper Crimp Lugs

### Standard Range

CABAC's Links are made from 99.9%+ cu IACS high conductivity copper which gives the best electrical properties possible. The links comply with AS4325.1 and test reports are available on request.

Because the copper is oxygen free, CABAC's Links are capable of withstanding a continuous operating temperature of 155°C, which is well above normal capabilities of copper links.

They should be crimped with standard Australian tooling. See the tool and selection chart in section C, pages C14 - C15



Catalogue No.	Nominal Conductor (mm <sup>2</sup> )	Stranding No./Dia.	Dimensions (mm)			Qty Per Box	Tooling		A/F Hex Die (mm)	No. of Crimps per end
			I.D.	A	F		Indent	Hexagonal		
CAS1.5	1.0-1.5	1/0.80	1.8	22	10.5	100				1
CAS2.5	2.5	7/0.67	2.4	22	10.5	100				1
CAS4	4	7/0.85	3.1	22	10.5	100				1
CAS6	6	7/1.04	3.8	22	10.5	100			4.4	1
CAS10	10	7/1.35	4.7	22	10.5	100			5.7	1
CAS16	16	7/1.70	5.5	44	21.5	100			6.3	1
CAS25	25	19/1.35	7.1	48	23.5	50			7.7	1
CAS35	35	19/1.53	8.2	48	23.2	50			9.2	1
CAS50	50	19/1.78	9.5	48	23.2	50			10.4	1
CAS70	70	19/2.14	11.2	52	23.2	25			11.5	1
CAS95	95	37/1.78	13.4	54	26.2	25			14.2	1
CAS120	120	37/2.03	15.6	66	32.0	25			16.5	1
CAS150	150	37/2.25	16.7	66	32.0	25			18.3	1
CAS185	185	37/2.52	18.4	66	32.0	20			20.0	1
CAS240	240	61/2.25	21.2	91	44.5	1			23.1	3
CAS300	300	61/2.52	23.5	91	44.5	1			26.0	3
CAS400	400	61/2.85	26.8	91	44.5	1			28.1	3
CAS500	500	61/3.20	30.0	112	54.0	1			31.0	3
CAS630	630	127/2.52	34.0	112	54.0	1			37.0	4
CAS800	800	127/2.85	39.3	230	110	1			43.2	4
CAS1000	1000	127/2.30	44.0	230	111	1			48.0	4

Copper reducing links are also available. See page B16 and B17.

### Technical Data

#### Conductive Material

Copper	99.95% pure
Oxygen Content	30 ppm max
Tensile Strength	200 MPa
Ductile Rating	40%
Final Metal State	Fully Annealed

#### Operating Temperature

-55°C to 155°C due to oxygen free copper

#### Electroplating Material

Tin	99.9% pure
Other Metals	Lead + Antimony
Thickness	4 microns

#### General Electrical Properties

Total Conductivity	99.7% IACS
Total Resistivity	1.738 micro-ohm cm

### Conformant Standards

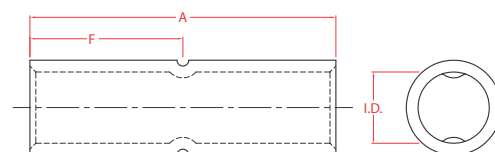
AS/NZS9325 Part 1; DIN/VDE Germany; JIS Japan; BS United Kingdom; UL/NEMA USA

### Dimensional Specification

Tooling is interchangeable between CABAC, Utilux and Burndy.

### Accepting Authorities

Electricity Services Victoria  
Energy Australia  
Rail Services Australia  
Energex  
Western Power - and many other recognised Authorities.





# Cable

## Lugs & Links

## Bi-Metal Lugs

### For Stranded Sector and Circular Stranded Aluminium Conductor

CABAC has a full range of Bi-Metal Lugs for most applications. We are able to produce special bi-metals including reverse bi-metals, should you require.

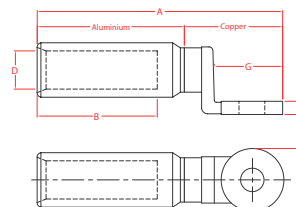
They are made from the highest quality aluminium (99.6%) and copper (99.9%) which are joined using a friction welding process, which produces a very strong electrically sound joint, which will not be subject to electrolysis.

The barrels are chemically treated to reduce contact resistance and corrosion. The barrels are filled with a jointing compound, which breaks the oxide layers on the aluminium. When crimping they should be crimped from the palm end first, to force the joint compound into conductor strands.

They are designed to be crimped using standard Australian tooling, using normal aluminium hexagonal dies.



Catalogue No.	Nominal Conductor (mm <sup>2</sup> )	Stud Size	Dimensions (mm)						Crimp Die	Tooling	A/F Hex Die (mm)	No. of Crimps
			A	B	D	E	G	H				
BL16	16		75	32	5.5	20	24	4.5	HT-6/35AL		9.0	1
BL25-10	25	10	75	32	7.5	20	24	4.5	HT-6/35AL		9.0	1
BL25-12	25	12	75	32	7.5	20	24	4.5	HT-6/35AL		9.0	1
BL35-10	35	10	75	32	8.5	20	24	4.5	HT-6/35AL		9.0	1
BL35-12	35	12	75	32	8.5	20	24	4.5	HT-6/35AL		9.0	1
BL50-10	50	10	75	32	9.5	24	24	4.5	HT-50/70AL		13.2	1
BL50-12	50	12	75	32	9.5	24	24	4.5	HT-50/70AL		13.2	1
BL70-10	70	10	75	32	11.5	24	24	4.5	HT-50/70AL		13.2	1
BL70-12	70	12	75	32	11.5	24	24	4.5	HT-50/70AL		13.2	1
BL95-10	95	10	115	60	13.5	24	34	6	HT-95/120AL		17.3	2
BL95-12	95	12	115	60	13.5	24	34	6	HT-95/120AL		17.3	2
BL120-10	120	10	115	60	15.5	30	34	6	HT-95/120AL		17.3	2
BL120-12	120	12	115	60	15.5	30	34	6	HT-95/120AL		17.3	2
BL150-10	150	10	120	60	16.5	30	38	7	HT-150/185AL		22.0	2
BL150-12	150	12	120	60	16.5	30	38	7	HT-150/185AL		22.0	2
BL185-10	185	10	120	60	18.5	35	38	7	HT-150/185AL		22.0	2
BL185-12	185	12	120	60	18.5	35	38	7	HT-150/185AL		22.0	2
BL240-10	240	10	135	60	22.0	35	44	7	HT-240/300AL		28.4	2
BL240-12	240	12	135	60	22.0	35	44	7	HT-240/300AL		28.4	2
BL300-10	300	10	135	60	23.5	36	44	7	HT-240/300AL		28.4	2
BL300-12	300	12	135	60	23.5	36	44	7	HT-240/300AL		28.4	2
BL300	300		135	60	23.5	36	44	7	HT-240/300AL		28.4	2
BL400	400		165	70	26.5	50	52	10	ECW-3D4/500AL		39.0	2
BL500	500		165	70	30.0	50	52	10	ECW-3D4/500AL		39.0	2
BL630	630		175	70	34.0	50	62	10	RHU520-800		43.2	2
BL800	800		220	115	39.0	50	62	10	RHU520-800		43.2	4
BL1000	1000		250	115	44.0	58	90	16	RHU520-1000AL		52.5	4



### Technical Data

#### Conductive Material

Aluminium Sleeve 99.6% pure

Copper Palm 99.9% pure

Tensile Strength 110 MPa

Ductile Rating 28%

Final Metal State Fully Annealed inc. joint

Joining Method Friction Welding (IEC std)

#### Electrical Properties

Resistivity 2.6 micro-ohm cm (max): aluminium

1.738 micro-ohm cm: copper

Conductivity 61.8% IACS (min): aluminium

99.7% IACS: copper

#### Conformant Standards

AS/NZS9325 Part 1; IEC France;

DIN/VDE Germany; JIS Japan; BS United Kingdom

#### Torque Recommendations

For hardware being metric 8.8 tensile grade

Thread dia.(mm) Torque (Nm)

5 5

6 9

8 22

10 44

12 77

16 190

#### Operating Temperature

-40°C to 100°C





## Bi-Metal Crimp & Reducing Links

### For Stranded Sector And Circular Stranded Aluminium To Stranded Copper

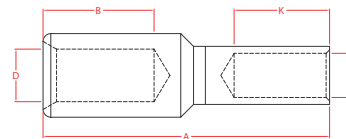
CABAC has a full range of Bi-Metal Crimp Links. The table below shows our standard range. However, virtually any link can be machined to order at short notice.

Bi-Metal Links are made to Australian dimensions and can be crimped with standard Australian tooling. For any information regarding tooling contact our technical department.

Bi-Metal links are friction welded from the highest quality aluminium (99.6% pure) and copper (99.9% pure). The barrels are coated with jointing compound, and the lugs are individually packed in plastic bags. We pride ourselves on our quick service and can supply any non-standard link at short notice.

Note:

When ordering non standard specially manufactured links, please photocopy the proforma drawing on page C3. Fill in as much detail as possible and fax it to our sales department, to reduce the possibility of errors. Specially manufactured items are not returnable, so please take care to order and specify the correct product.



Catalogue No.	Nom. Cond. (mm²)	Stranding No./Dia. Al/Cu	Aluminium						Copper					
			(mm)			Crimp Die Aluminium	A/F Hex. (mm)	No. of Crimps	(mm)		Crimp Die Copper	A/F Hex Die Cu	No. of Crimps	
			A	B	D				K	M				
BLK6/4	6/4	7/1.04-7/0.85	70	32	3.5	HT-6/35AL	9.0	1	21	3.0	K26		1	
BLK6/6	6/6	7/1.04-7/1.04	70	32	3.5	HT-6/35AL	9.0	1	21	3.5	K26, K06	4.4	1	
BLK10/6	10/6	7/1.35-7/1.04	70	32	4.5	HT-6/35AL	9.0	1	21	3.5	K26, K06	4.4	1	
BLK10/10	10/10	7/1.35-7/1.35	70	32	4.5	HT-6/35AL	9.0	1	21	4.5	K26, K06	5.7	1	
BLK16/10	16/10	7/1.70-7/1.35	70	32	5.5	HT-6/35AL	9.0	1	21	4.5	K26, K06	5.7	1	
BLK16/16	16/16	7/1.70-7/1.70	70	32	5.5	HT-6/35AL	9.0	1	21	5.5	HT130-C-16	6.3	1	
BLK25/16	25/16	19/1.35-7/1.70	70	32	7.5	HT-6/35AL	9.0	1	21	5.5	HT130-C-16	6.3	1	
BLK25/25	25/25	19/1.35-19/1.35	70	32	7.5	HT-6/35AL	9.0	1	21	7.5	HT130-C-25	7.7	1	
BLK35/25	35/25	19/1.53-19/1.35	70	32	8.5	HT-6/35AL	9.0	1	21	7.5	HT130-C-25	7.7	1	
BLK35/35	35/35	19/1.53-19/1.53	70	32	8.5	HT-6/35AL	9.0	1	21	8.5	HT130-C-35	9.2	1	
BLK50/35	50/35	19/1.78-19/1.53	70	32	9.5	HT-50/70AL	13.2	1	24	8.5	HT130-C-35	9.2	1	
BLK50/50	50/50	19/1.78-19/1.78	70	32	9.5	HT-50/70AL	13.2	1	24	9.5	HT130-C-50	10.4	1	
BLK70/50	70/50	19/2.14-19/1.78	70	32	11.5	HT-50/70AL	13.2	1	24	9.5	HT130-C-50	10.4	1	
BLK70/70	70/70	19/2.14-19/2.14	70	32	11.5	HT-50/70AL	13.2	1	24	11.5	HT130-C-70	11.5	1	
BLK95/70	95/70	37/1.78-19/2.14	110	60	13.5	HT-95/120AL	17.3	2	32	11.5	HT130-C-70	11.5	1	
BLK95/95	95/95	37/1.78-37/1.78	110	60	13.5	HT-95/120AL	17.3	2	32	13.5	HT130-C-95	14.2	1	
BLK120/95	120/95	37/2.03-37/1.78	110	60	15.5	HT-95/120AL	17.3	2	32	13.5	HT130-C-95	14.2	1	
BLK120/120	120/120	37/2.03-37/2.03	110	60	15.5	HT-95/120AL	17.3	2	32	15.5	HT130-C-120	16.5	1	
BLK150/120	150/120	37/2.25-37/2.03	120	60	16.5	HT-150/185AL	22.0	2	40	15.5	HT130-C-120	16.5	1	
BLK150/150	150/150	37/2.25-37/2.25	120	60	16.5	HT-150/185AL	22.0	2	40	16.5	HT130-C-150	18.3	1	
BLK185/150	185/150	37/2.52-37/2.25	120	60	18.5	HT-150/185AL	22.0	2	40	16.5	HT130-C-150	18.3	1	
BLK185/185	185/185	37/2.52-37/2.52	120	60	18.5	HT-150/185AL	22.0	2	40	18.5	HT130-C-185	20.0	1	
BLK240/185	240/185	61/2.25-37/2.52	120	60	22.0	HT-240/300AL	28.4	2	40	18.5	HT130-C-185	20.0	1	
BLK240/240	240/240	61/2.25-61/2.25	120	60	22.0	HT-240/300AL	28.4	2	40	21.5	HT130-C-240	23.1	3	
BLK300/240	300/240	61/2.52-61/2.25	120	60	23.5	HT-240/300AL	28.4	2	40	21.5	HT130-C-240	23.1	3	
BLK300/300	300/300	61/2.52-61/2.52	120	60	23.5	HT-240/300AL	28.4	2	40	23.5	HT130-C-300	26.0	3	
BLK400/300	400/300	61/2.85-61/2.52	155	70	26.5	ECW-H3D4/500AL	39.0	2	55	23.5	HT130-C-300	26.0	3	
BLK400/400	400/400	61/2.85-61/2.85	155	70	26.5	ECW-H3D4/500AL	39.0	2	55	26.5	ECW-H3D-400	28.1	3	
BLK500/400	500/400	61/3.20-61/2.85	155	70	30.0	ECW-H3D4/500AL	39.0	2	55	26.5	ECW-H3D-400	28.1	3	
BLK500/500	500/500	61/3.20-61/3.20	155	70	30.0	ECW-H3D4/500AL	39.0	2	55	30.0	ECW-H3D-500	31.0	3	
BLK630/500	630/500	127/2.52-61/3.20	160	70	34.0	RHU520-800	43.2	1	56	30.0	ECW-H3D-500	31.0	3	
BLK630/630	630/630	127/2.52-127/2.52	160	70	34.0	RHU520-800	43.2	1	56	34.0	ECW-H3D-630	37.0	4	



# Cable

## Cable Pulling

## Titan | Fibreglass Fish Rods »

### Product Overview

The new Slegers Titan range of Fibreglass Fish Rods are ideal for use in the running of wire in partition walls or pulling wire over long distances in a suspended ceiling. The Slegers Titan range of Fibreglass Fish Rods significantly improve the installation efficiency and productivity of any cable laying project and are more rigid than fish tapes, allowing for ease of use.

The range incorporates two (2) Rod Sets that come complete with a range of cable handling attachments, and to support these Sets a full range of Accessories are available, to suit applications such as Routing, Retriving, Gripping, & Illuminating.



### Features

- Fast & easy cable installation
- Composite Fibreglass Rod coated in polypropylene for superior pulling/pushing strength & flexibility
- Rod diameters, range from 3.0mm - 6.6mm
- Kink, Rust & corrosion resistant
- Non conductive properties for safer pushing/pulling in occupied duct or panel boxes

### Titan Fibreglass Fish Rod Sets

Cat. No.	Description	Rod Set Length	Set Accessories	Pack Qty
SFRPWR	11 Piece "Power Rod" Set	6 Metres	175mm Flex Extension, Large Hook, Pulling Eyelet, Round Starting Head, Adapter	1
SFRMEGA	19 Piece "Mega Rod" Set	11 Metres	175mm Flex Extension, Large Hook, Pulling Eyelet, Rd & Flat Starting Head, Adapter, light, Magnet	1

### Titan Spare Rods

Cat. No.	Description	Rod Dia	Rod Length	Colour	Pack Qty
SFR30100G	Spare Pair of Green Fibreglass Fish Rods	3.0mm	1000mm		2
SFR46100Y	Spare Pair of Yellow Fibreglass Fish Rods	4.6mm	1000mm		2
SFR56100R	Spare Pair of Red Fibreglass Fish Rods	5.6mm	1000mm		2
SFR66100B	Spare Pair of Black Fibreglass Fish Rods	6.6mm	1000mm		2
SFR56100W	Spare Pair of White Fibreglass Fish Rods	5.6mm	1000mm		2
SFR56330SW	Swivel end White Fibreglass Fish Rod	5.6mm	330mm		1
SFR40175EW	Flexible extension, White Fibreglass Fish Rod	4.0mm	175mm		1

### Titan Accessories

Cat. No.	Description	Pack Qty	Cat. No.	Description	Pack Qty
SFRGLID	Glider for skipping over all types of obstructions	1	SFRASET	(7 Pce) Accessories Set- 175mm Ext, Chain, Small Hook, Pulling Eyelet, Std Magnet, Flat starting Head, Adapter	1
SFRMAG	Standard Magnet, carrying capacity 1.4kg	1	SFRCG46	Cable Pulling Grip for cable diameters 4.0 - 6.0mm	1
SFRMAGES	Extra strong Magnet, carrying capacity 2.8kg	1	SFRCG69	Cable Pulling Grip for cable diameters 6.0 - 9.0mm	1
SFRCHMAG	Standard Magnet & Chain Set	1	SFRCG912	Cable Pulling Grip for cable diameters 9.0 - 12mm	1
SFRCH	Chain 500mm in Length	1	SFRCG1215	Cable Pulling Grip for cable diameters 12 - 15mm	1
SFRSHK	Small Hook	1	SFRPER	Pulling eyelet with 20mm diameter ring	1
SFRTHK	Large Tuff Hook	1	SFRFH	Flat Starting Head	1
SFRAD	Adapter with inside thread	1	SFRRH	Round Starting Head	1
SFRBEAM	Super Beam LED light attachment	1			



## Tuff Line | Polypropylene 3mm & 6mm Rope »

### Product Overview

**Introducing the New Slegers Tuff Line Polypropylene 3mm & 6mm Ropes.** Our ropes are Australian made and manufactured to the highest standard and are recognised as specified products under the Telstra Rope contract. Slegers new 6mm Polypropylene Tuff Line (Telstra Rope) is a high strength three (3) strand rope, made up of one (1) Blue strand & two (2) yellow strands, is UV stabilized, resistant to rot & mildew, tangle free use with no wastage, and is easy to handle.

The new 3mm Polypropylene Mono Braid Orange cord is supplied on a handy reel and is much stronger than PE Mono substitutes. It is a high strength lightweight general purpose cord with high abrasive resistance qualities and is a specified product with Telstra.

Slegers Tuff Lines can be used as a pull line in most cable laying applications and can also be used in other applications such as camping, and most tie downs jobs. Tuff Line 6mm PP Rope is also ideal for most water activities such as boating, as it does not absorb water.



### Features

- » Quality Australian Made
- » Polypropylene 6mm x 400m & 3mm x 1000m Reels
- » Fast & easy handling
- » Tangle free unwinding with no wastage
- » Meets requirements of specification for Telstra serial Item 675/00294 & 675/00083
- » High strength
- » Resistant to Rot & Mildew, Orange cord has superior abrasive resistance qualities
- » UV Stabilized with excellent weathering properties
- » 6mm PP Rope is perfect for use in marine Industry as unaffected by water

### Tuff Line - Polypropylene 6mm (Telstra)Rope

Cat. No.	Description	Dimensions	Min Breaking Strain (kg)	Colour	Telstra Code	Weight (kg)	Pack Qty
SPL06400	Polypropylene 6mm Rope	6.0mm x 400m	602	Blue & Yellow	675/00294	7	1

### Tuff Line - PP Mono Braid 3mm Orange Cord

Cat. No.	Description	Dimensions	Min Breaking Strain (kg)	Colour	Telstra Code	Weight (kg)	Pack Qty
SPL031000	Polypropylene Mono Braid 3mm Cord	3.0mm x 1000m	90	Orange	675/00083	3.5	1





# Cable

## Cable Pulling

## Slipry Loob | Cable Lubricant

Slipry Loob is a polymer based general purpose cable pulling lubricant used to assist in the laying and pulling of cable into conduits, ducts, under floors, under ground, etc. Slipry Loob contains no silicon and is non toxic and environmentally safe. Slipry Loob has excellent lubricity and clingability properties which aids in the application of cable laying and pulling. Safe for use in conduits of PVC, high impact styrene, zinc coated (galvanised) steel, aluminium, fibreglass and concrete ducts, and with cables covered with PVC high density and cross linked polyethylene plastics, rubber, neoprene and nylon. Slipry Loob general purpose cable pulling lubricant aids in reducing friction in all types of cable pulling, and retains its lubricity for months after use.

### Features



- » Slides on smoothly & clings throughout the pull
- » Easy to handle & apply
- » Compatible with a wide range of cable types
- » Non staining - non toxic
- » Excellent lubricity & clingability
- » Max tension reduction in all types of cable pulling
- » Retains lubricity for months after use
- » Effective for long pulls with multiple bends
- » Cling factor on cable 1cm Dia & 5cm long = 1.27gm
- » Lubricity for PVC or Polyethylene cable on PVC Conduit - 100lbs/ft normal pressure (On top of conduit), coefficient of dynamic friction <.15. Without cable lubricant cable would jam at 20lbs of pressure.

## Selection Data

### Slipry Loob

Cat. No.	Description	Contents (L)	Base	Apperance	Operating Range	Pack Qty
SWP1	Slipry Loob - plastic squeeze container	1	Polymer	Yellow	-1°C - 88°C	4
SWP4	Slipry Loob - pail	4	Polymer	Opaque	-1°C - 88°C	4
SWP20	Slipry Lob - plastic drum	20	Polymer	Cream	-1°C - 88°C	1

#### Note:

Cling Factor Testing is carried out by dipping cable into Slipry Loob at 21°C, holding the cable vertically for one (1) minute and weighing the clinging lubricant:



## Slipry Gel | Cable Lubricant

Slipry Gel is a high performance heavy duty slow drying polymer based gel lubricant which contains no silicon and is environmentally safe & non toxic. Its thick clingability allows for easy handling & it is an excellent lubricant for everyday use in general electrical & telecommunication applications. Slipry Gel is suitable for use with all cables including fibre-optic, high voltage & secondary network cable systems & is especially effective in heavy cable installations.

### Features



- » Easy to handle & apply
- » Compatible with a wide range of cable types
- » Excellent for use on heavy cable installations
- » Overhead & vertical applications
- » Superior lubricity & clingability
- » Max tension reduction in all types of cable pulling
- » Retains lubricity for months after use
- » Cling factor on cable 1cm Dia & 5cm long = 1.13gm
- » Lubricity for PVC or Polyethylene cable on PVC Conduit - 100lbs/ft normal pressure (On top of conduit), coefficient of dynamic friction <.15. Without cable lubricant cable would jam at 20lbs of pressure.

## Selection Data

### Slipry Gel

Cat. No.	Description	Contents (L.)	Base	Apperance	Operating Range	
SPP1	Slipry Gel - plastic squeeze container	1	Polymer	Blue thick gel	-1°C - 88°C	1
SPP4	Slipry Gel - pail	4	Polymer	Blue thick gel	-1°C - 88°C	
SPP20	Slipry Gel - plastic drum	20	Polymer	Blue thick gel	-1°C - 88°C	

#### Note:

Cling Factor Testing is carried out by dipping cable into Slipry Gel at 21°C, holding the cable vertically for one (1) minute and weighing the clinging lubricant:





# Cable

## Cable Pulling

### Slipry Data Loob | Cable Lubricant

Slipry Data Loob is a high performance, pourable lubricant specially recommended for cable blowing & pulling applications using cable with thin insulation such as conventional fibre optic cable, LAN cables, security cables, telephone wires etc. Perfect for all types of insulation and conduit, it is slow drying and leaves a lubricating film after evaporation. The stable composition of Slipry Data Loob provides maximum lubricity in the toughest environments. The liquid consistency helps to minimise viscous friction and is easy to pour.

#### Features



- » Easy to handle & apply
- » Can be used for cable blowing & pulling applications
- » Compatible with a wide range of cable types, including fibre optic cable
- » Slow drying & leaves a residual lubricating film
- » Excellent lubricity & clingability
- » Superior friction reduction, meaning longer cable pulls or blows
- » Non toxic & non flammable
- » Retains lubricity for months after use
- » Cling factor on cable 1cm Dia & 5cm long = 0.37gm
- » Lubricity for PVC or Polyethylene cable on PVC Conduit - 100lbs/ft normal pressure (On top of conduit), coefficient of dynamic friction <.15. Without cable lubricant cable would jam at 20lbs of pressure.

### Selection Data

#### Slipry Data Loob

Cat. No.	Description	Contents (L)	Base	Apperance	Operating Range	Pack Qty
SPD1	Slipry Data Loob - plastic squeeze container	1	Polymer	Opaque white gel	-1°C - 88°C	1

#### Note:

Cling Factor Testing is carried out by dipping cable into Slipry Data Loob at 21C, holding the cable vertically for one (1) minute and weighing the clinging lubricant:



## Cable Lubricant Quantity Chart

The following chart is a general guide only, to determine the amount of cable lubricant required for various size cable pulls.

$$Q = 0.00075 \times L \times D$$

where:

Q = quantity of cable lubricant required in litres

L = length of cable pull in meters

D = diameter of conduit in millimeters

### Conduit Diameter

Pull Length	25mm	50mm	75mm	100mm
50m	0.94 L	1.88 L	2.82 L	3.76 L
100m	1.88 L	3.76 L	5.64 L	7.52 L
150m	2.81 L	5.62 L	8.43 L	11.24 L
200m	3.75 L	7.50 L	11.25 L	15.00 L
250m	4.69 L	9.38 L	14.07 L	18.76 L
300m	5.63 L	11.26 L	16.89 L	22.52 L

#### Note:

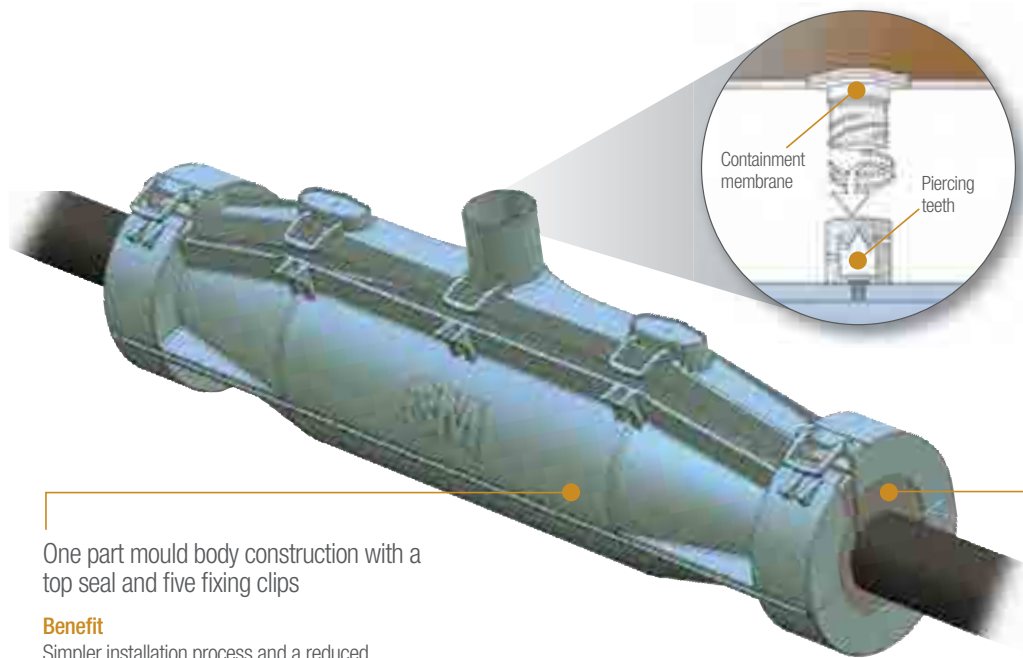
Certain situations during cable pulls will require using additional lubricant such as:

- \* Rough or dirty conduit
- \* Hard or stiff cable
- \* Extreme amount of bends in cable pull
- \* The conduit is filled with water



# Cable

## Cable Joints



Closed Mix-Pour resin delivery system

### Benefit

This innovative design significantly reduces the chances of resin wastage, skin contact and vapour inhalation

One part mould body construction with a top seal and five fixing clips

### Benefit

Simpler installation process and a reduced chance of resin leakage - no need for extra taping

NB: The colour blue has been used for illustrative purposes only.

Compressible foam seals at each end of the mould body

### Benefit

Sawing and taping the ends of the resin mould can be eliminated

## Ordering Information:

Product Description	Stock Number	Cable Size Range (OD, mm)	Scotchcast 91-A Series Cross Reference
Scotchcast™ 92-NBA0 Joint Kit	KE235107841	8 - 16	
Scotchcast™ 92-NBA1 Joint Kit	KE235107858	10 - 22	91-A11
Scotchcast™ 92-NBA2 Joint Kit	KE235107866	12 - 25	
Scotchcast™ 92-NBA3 Joint Kit	KE235107874	13 - 32	91-A12
Scotchcast™ 92-NBA4 Joint Kit	KE235107882	18 - 36	91-A13
Scotchcast™ 92-NBA5 Joint Kit	KE235107890	19 - 45	91-A14
Scotchcast™ 92-NBA6 Joint Kit	KE235107908	27 - 54	91-A15
Scotchcast™ 92-NBA7 Joint Kit	KE235107916	29 - 64	91-A16

### Important Notice

Before using this product, you must evaluate it and determine if it is suitable for your intended application. You assume all risks and liability associated with such use.



# Pits

Railway Cable Trays

Railway Signal Bases

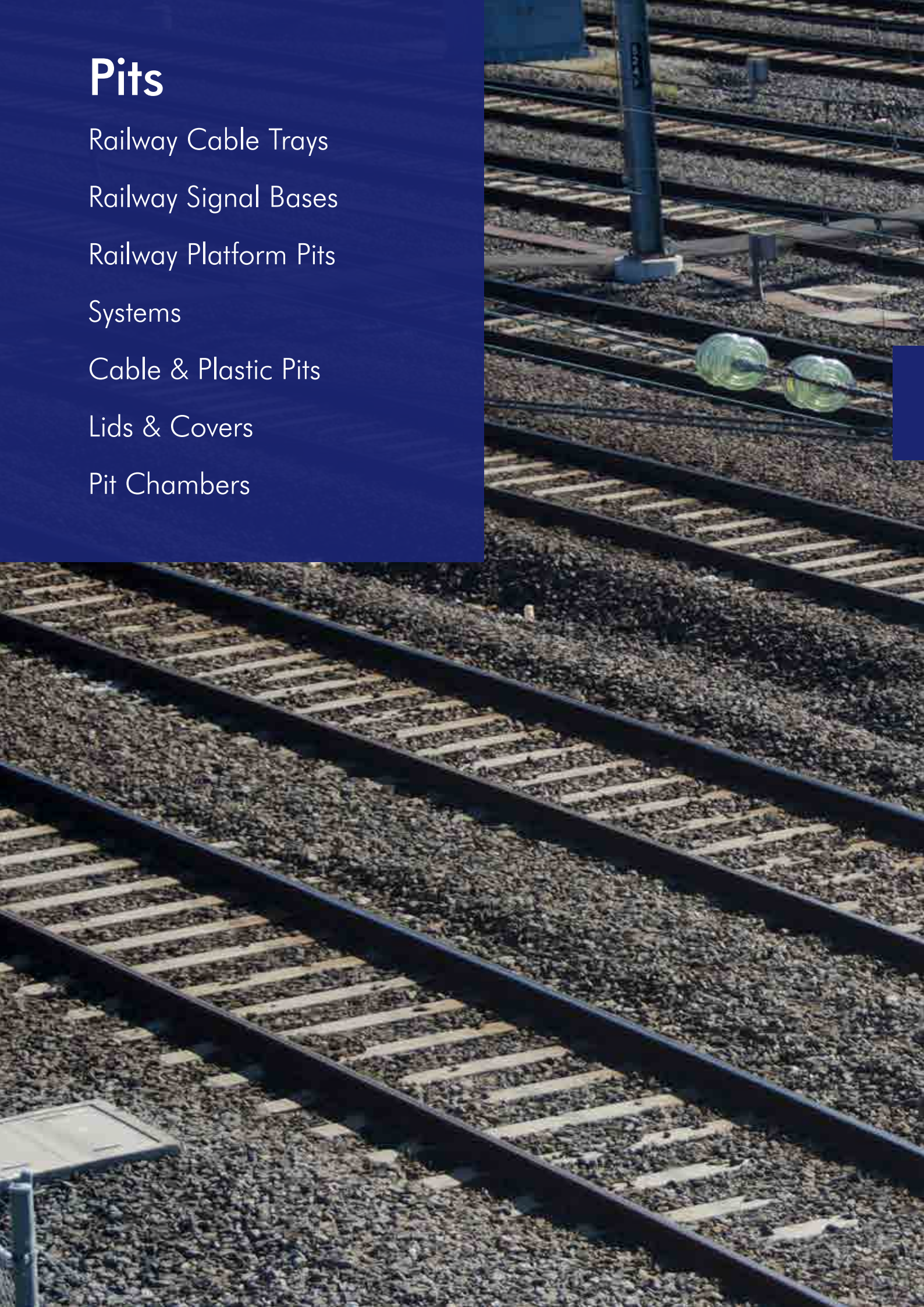
Railway Platform Pits

Systems

Cable & Plastic Pits

Lids & Covers

Pit Chambers







# Pits

## Railway Cable Trays


### LT3 Laddertrays

- Specifications**
- Standard Length 3.0 metres
  - Overall height 50 mm
  - Cable laying depth 40 mm

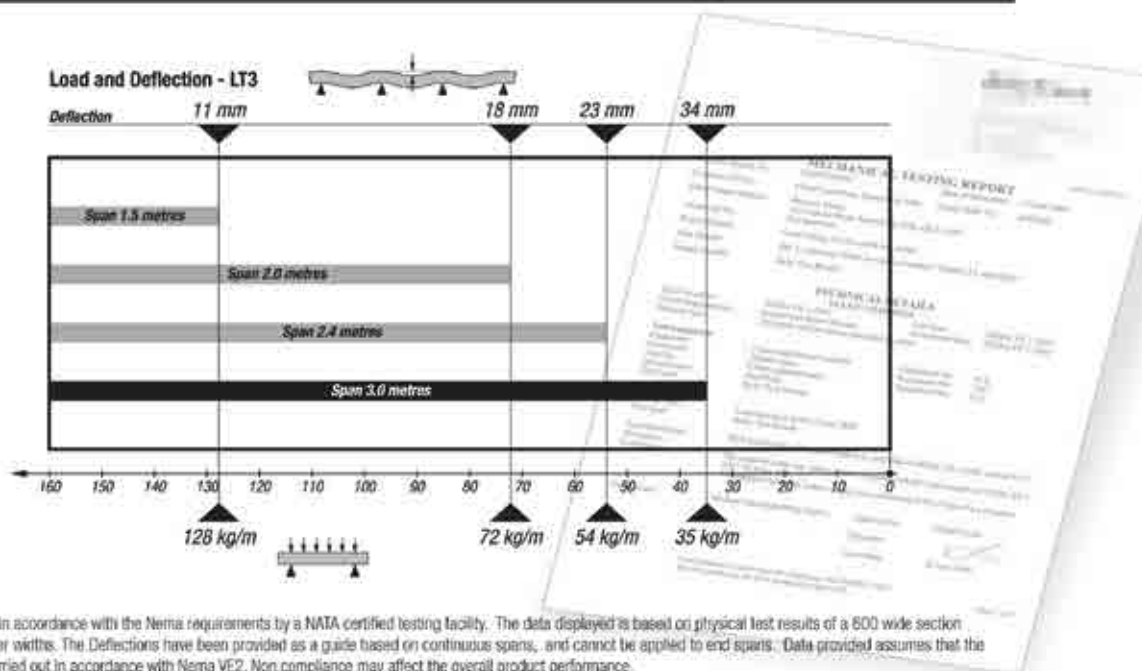
Surface Finish	Available Finish	Code
	Galvabond	G
	Hot Dip Galvanised	H
	Aluminium	A

**Note** - Aluminium products are manufactured against firm orders only and are non returnable.

Cable Laying Width mm	Galvabond	Hot Dip Galvanised	ALuminium	Overall Width mm
150	LT3150G	LT3150H	LT3150A	172
300	LT3300G	LT3300H	LT3300A	322
450	LT3450G	LT3450H	LT3450A	472
600	LT3600G	LT3600H	LT3600A	622



**LT3 Laddertray**








## LT5 Laddertrays

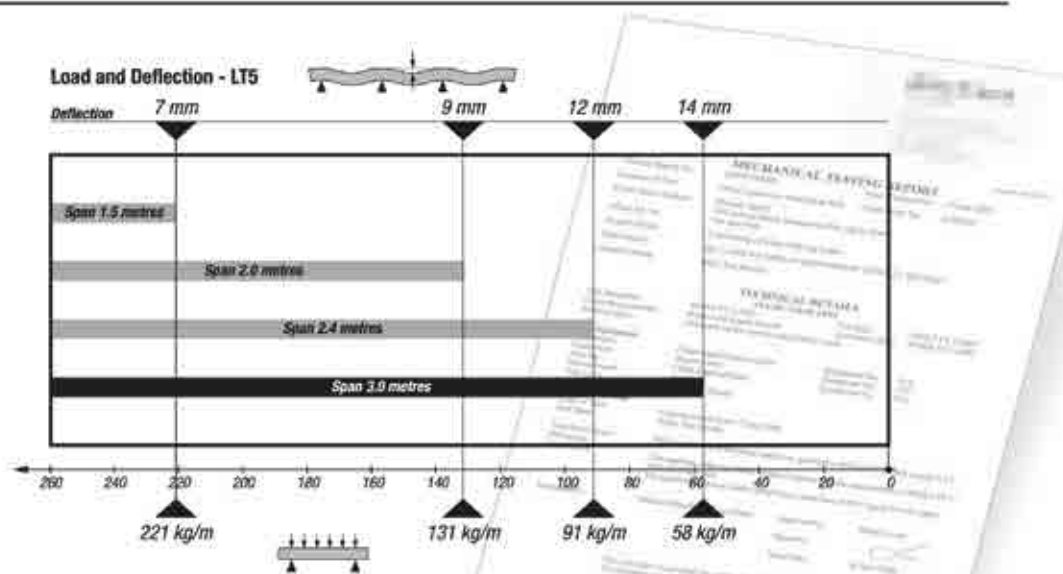
- Specifications**
- Standard Length 3.0 metres
  - Overall height 85 mm
  - Cable laying depth 75 mm

Surface Finish	Available Finish	Code
	Galvabond	G
	Hot Dip Galvanised	H

Cable Laying Width mm	Ordering Code		Overall Width mm
	Galvabond	Hot Dip Galvanised	
150	LT5150G	LT5150H	172
300	LT5300G	LT5300H	322
450	LT5450G	LT5450H	472
600	LT5600G	LT5600H	622



LT5 Laddertray



LT5 has been tested in accordance with the Nema requirements by a NATA certified testing facility. The data displayed is based on physical test results of a 600 wide section and may vary for other widths. The Deflections have been provided as a guide based on continuous spans, and cannot be applied to end spans. Data provided assumes that the installation will be carried out in accordance with Nema VE2. Non compliance may affect the overall product performance.



# Pits

## Railway Cable Trays

### Cable Trays

#### Surface Finish

#### Available Finish

Galvabond  
Hot Dip Galvanised  
Stainless Steel  
Aluminium

#### Code

G  
H  
S  
A

Aluminium and stainless steel products are manufactured against firm orders only. They are non returnable and minimum batch quantities may apply.

#### Length

- 2.4 metres



Use M6 x 10 Pan Screw (PS610Z) and M6 Flanged Nut (FN62 x 2) for installation of accessories.

Ordering Code: WIZ x 2 (PS610Z & FN6Z).

Cable Laying Width mm	Galvabond	Hot Dip Galvanised
75	CT75G	CT75H
100	CT100G	CT100H
150	CT150G	CT150H
225	CT225G	CT225H
300	CT300G	CT300H
450	CT450G	CT450H
600	CT600G	CT600H

#### Cable Tray



Use M6 x 10 Pan Screw (PS610Z) and M6 Flanged Nut (FN62 x 2) for installation of accessories.

Ordering Code: WIZ x 2 (PS610Z & FN6Z).

Cable Laying Width mm	Galvabond	Hot Dip Galvanised
75	CTB75G	CTB75H
100	CTB100G	CTB100H
150	CTB150G	CTB150H
225	CTB225G	CTB225H
300	CTB300G	CTB300H
450	CTB450G	CTB450H
600	CTB600G	CTB600H

#### Cable Tray Bend



Use M6 x 10 Pan Screw (PS610Z) and M6 Flanged Nut (FN62 x 2) for installation of accessories.

Ordering Code: WIZ x 2 (PS610Z & FN6Z).

Cable Laying Width mm	Galvabond	Hot Dip Galvanised
75	CTT75G	CTT75H
100	CTT100G	CTT100H
150	CTT150G	CTT150H
225	CTT225G	CTT225H
300	CTT300G	CTT300H
450	CTT450G	CTT450H
600	CTT600G	CTT600H

#### Cable Tray Tee



## Rail Products

Viscount Rotational Mouldings continue to develop specialised mouldings to suit the growing demands of the challenging Australian Railway market. The single and double railway base offer strength with lightweight and low cost compared to conventional products. Moulded from a single wall, hollow cored construction these mouldings are built to last in the toughest Australian environments. The multi compartment cable tray is designed to be laid end to end with overlapping joints and has a removable lid for easy cable installation and access. Both 2 and 3 section trays are available and provide a cost effective separation of the services.



UG2072 - Railway Cable Tray

UG2071 - Railway Cable Tray Lid

UG2077 - Railway Cable Tray

UG2076 - Railway Cable Tray Lid

Code	Product	A	B	C
UG2072	Railway Cable Tray	2068	450	338
UG2071	Railway Cable Tray Lid	2070	450	70
UG2076	Railway Cable Tray Lid	1150	430	75
UG2077	Railway Cable Tray	1150	540	350

All measurements in millimetres



UG2073 - Railway Single Signal Base

UG2074 - Railway Double Signal Base

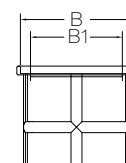
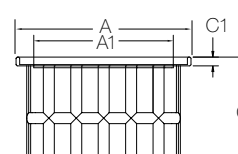
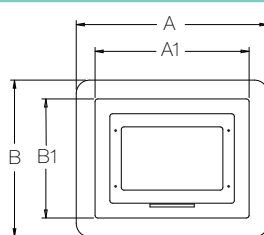
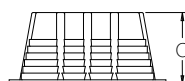
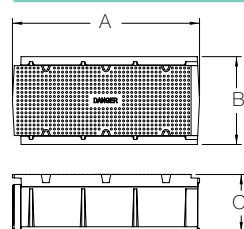
UG2090 - Railway Platform Pit

Code	Product	A	A1	B	B1	C
UG2073	Railway Single Signal Base	1425	1245	1165	995	530
UG2074	Railway Double Signal Base	2440	2165	1120	850	740

Code	Product	A	A1	B	B1	C	C1
UG2090	Railway Platform Pit	1130	950	830	650	700	65

All measurements in millimetres





# Pits

## Railway Platform Pits

### Telecommunications/Civil/Electrical/Rail

BVCI manufactures and supplies a range of infrastructure products.

Many installations require rotationally moulded plastic cable pits. BVCI have an extended range of cable pits available including the new P5/800 and P7 Pit together with a range of circular service pits, pillar covers and cable entry ducts. In addition BVCI offer a large range of precast concrete telecommunication, electrical and communication pits combined with the resources to design and manufacture chambers and access covers to suit customer specific requirements.







#### Dimensions

PRODUCT CODE	TYPE	EXTERIOR PIT TOP LENGTH	EXTERIOR PIT TOP WIDTH	DEPTH EXTERIOR	LID APERTURE TOP LENGTH	LID APERTURE TOP WIDTH	LID APERTURE CLEAR OPENING LENGTH	LID APERTURE CLEAR OPENING WIDTH
124000	P1	520	230	410	480	195	425	140
124015	P2	665	285	585	625	240	560	185
124025	P4	705	405	830	665	350	585	275
124030	P5	705	450	650	665	400	585	330
124031	P5/800	705	450	830	665	400	585	330
124060	P1&3	570	340	560	505	280	460	225
124040	P6	1360	555	650	1315	502	1245	415
124042	P7	1040	555	1125	960	500	900	435
124045	P8	1360	555	860	1315	502	1245	415





CABLE PROTECTION SYSTEMS			
PRODUCT IMAGE	PART NUMBER	DESCRIPTION	USE
	<b>Enquire</b>	RAILduct™	Protective cable trough system, connected using 'Twist and Lock' jointing mechanism allowing small amount of movement to follow gentle curves in the track. Hinged tamper proof locking cover with keys.
		Material: HDPE	
		Load Rating: Class B	
		Clear Opening: 236mm x 200mm	
		Weight: <15kg	
	<b>Enquire</b>	Section Length: 1m	Robust multiple ducting system used for constructing under track or road crossings, bridge crossings and linear routes. Duct banks are built by connecting sections via a push-fit system.
		MULTIduct™	
		4,6,9 Way	
		Material: HDPE	
		Load Rating: Class B	
		Clear Opening: 110 or 160mm	
		Section Weight: <25kg	
		Section Length: 1m	

ACCESS PITS SYSTEMS			
PRODUCT IMAGE	PART NUMBER	DESCRIPTION	USE
	<b>Enquire</b>	ULTIMA Connect™	Heavy duty modular and structural preformed access pit system offering rapid on-site installation and cost effective pit customisation to meet customer requirements. Featuring GMS, cast iron and composite access covers (locking & non-locking) available within customised pre cast concrete plinths and encasements manufactured to fit.
		Material: GRP	
		Load Rating: Class D	
		Customisable Pit Configurations	
		Section Weight: <14kg	
	<b>Enquire</b>	Section Length: 1m	Adaptable modular and structural preformed access pit system offering rapid on-site installation and cost effective pit customisation to meet customer requirements. Featuring GMS, cast iron and composite access covers (locking & non-locking) available within customised pre cast concrete plinths and encasements manufactured to fit.
		Fortress™	
		Material: HDPE	
		Load Rating: Class C	
		Customisable Pit Configurations	
		Section Weight: <14kg	
		Section Length: 1m	





# Pits

## Cable & Plastic Pits

CABLE PIT & HINGED COVER			
PRODUCT IMAGE	PART NUMBER	DESCRIPTION	USE
	<b>591065 (Pit)</b> <b>392029 (Cover)</b>	BellTop 911 Pit w/ GMS Hinged Covers	High security and SCEC endorsed pre cast cable pits for Telecommunications, Electrical and Communications applications within Vic Rail. Featuring Galvanised Mild Steel (GMS) hinged locking covers or for heavy load applications, cast iron access covers encased in separate pre-cast concrete cable pit roofs available.
		Load Rating: Class D	
		External Dimension: 1410x1210x1135	
		Clear Opening: 1100x900x1150	
		Overall Weight: 1200kg	

PLASTIC PITS			
PRODUCT IMAGE	PART NUMBER	DESCRIPTION	USE
	<b>124015</b>	MONObox™ P2 Plastic Pit	Rotationally-moulded plastic polymer cable pits suitable for Telecommunications, Energy and Communications applications. Access covers available in GMS, cast iron, concrete and composite.
		Load Rating: Class A	
		External Dimensions: 665x285x585	
		Clear Opening: 550x185x522	
	<b>124025</b>	Load Rating: Class A	
		External Dimensions: 705x405x830	
		Clear Opening: 582x277x774	
	<b>124030</b>	MONObox™ P5 Plastic Pit	
		Load Rating: Class A	
		External Dimensions: 705x450x605	
		Clear Opening: 580x330x549	
	<b>124031</b>	MONObox™ P5-800 Plastic Pit	
		Load Rating: Class A	
		External Dimensions: 700x450x830	
		Clear Opening: 580x330x774	
	<b>124045</b>	MONObox™ P8 Plastic Pit	
		Load Rating: Class A	
		External Dimensions: 1364x610x880	











LIDS & COVERS			
PRODUCT IMAGE	PART NUMBER	DESCRIPTION	USE
NATIONAL			
	Enquire	Concrete Cable Pit Roof Encasements	Class D encasement roofs with cast iron access covers available for all Rail pits. Special encasement sizes can be manufactured to all Class ratings.
		Cast Iron Cover & Frame	
		Load Rating: Class D	
	See description	Precast Concrete Pit Riser	Precast concrete cable pit riser. Customised riser sizes can be manufactured to all Class ratings.
		524121 (QR Type 1 or NSW 1/2)	
		524111 (QR Type 2 or NSW 3/4)	
		524122 (QR Type 3 or NSW Full)	
		*Additional sizes available	
	See description	Rail Logos - Standard	CUBIS offer a range of rail product logos for easy pit identification and connection to access covers or plinths.
		RAIL SIG COMMS - 329038	
		RAILWAY SIGNALS - 329039	
		RAILWAY SIGNALS & HIGH VOLTAGE - 329041	
		VICTRACK COMMS - 329044	
		ELECTRICAL - 329045	
		COMMUNICATIONS - 329040	
	See description	Rail Logos - P2/P5 /P6/P7	Additional rail logos are available for concrete access covers on MONObox™ P2, P5, P6 and P7 plastic pits.
		Concrete Covers	
		RAIL SIG COMMS: 521181	
		VICTRACK: 521182	
		ELECTRICAL: 521165	
		COMMUNICATIONS: 521155	
NSW			
	524109N	RailCorp Circular Cable Pit	Pre cast concrete cable pit, suitable for Telecommunications, Energy and Communications applications with NSW. Galvanised Mild Steel (GMS) hinged locking cover.
		Load Rating: Class D	
		External Dimensions: 1200x1050	
		Clear Opening: 1150	
		Cover: GMS Hinged Cover, Class B	
	583301C99D	Encasement w/ Cast Iron Cover	For heavy load applications, cast iron access covers encased in separate pre-cast concrete cable pit roofs available.
		Load Rating: Class D	
	524113N	RailCorp Cable Pit	Pre cast concrete cable pit suitable for Telecommunications, Energy and Communications applications with NSW. Encasement and cover for heavy duty Class D applications.
		Load Rating: Class B/D	
		External Dimensions: 1800x1800x1300	
		Clear Opening: 1000x1000x1195	
		Overall Weight: 1350kg	
	321101A	GMS Hinged Cover	Galvanised Mild Steel (GMS) hinged locking or non-locking covers. For heavy load applications, cast iron access covers encased in separate pre-cast concrete cable pit roofs available.
		Load Rating: Class A, B, C or D	
		External Dimensions: 1000x600x1000	
	524118N	NSW Full Rail Pit	Pre cast concrete cable pit, suitable for Telecommunications, Energy and Communications applications with NSW. Galvanised Mild Steel (GMS) Class D hinged locking cover provided.
		Load Rating: Class D	
		External Dimensions: 1425x1425x1290	
		Clear Opening: 1250x1250x1195	
		Cover: Class B GMS Hinged Locking cover	
		Overall Weight: 1700kg	
	524113N	NSW 3/4 Rail Pit	
		Load Rating: Class D	
		External Dimensions: 1180x1180x1300	
		Clear Opening: 1000x1000x1195	
		Cover: Class B GMS Hinged Locking cover	
		Overall Weight: 1350kg	
	524110N	NSW 1/2 Rail Pit	
		Load Rating: Class D	
		External Dimensions: 1180x780x1330	
		Clear Opening: 1000x600x1195	
		Cover: Class B GMS Hinged Locking cover	
		Overall Weight: 1010ka	



# Pits

## Lids & Covers

LIDS & COVERS			
PRODUCT IMAGE	PART NUMBER	DESCRIPTION	USE
QUEENSLAND			
	524112	QRail Type 1 Cable Pit	Pre cast concrete cable pit with GMS hinged locking access cover, suitable for Telecommunications, Energy and Communications applications with QLD.
		Load Rating: Class B	
		External Dimensions: 1180x780x1090	
		Clear Opening: 1000x600x960	
	524113	Overall Weight: 900kg	
		QRail Type 2 Cable Pit	
		Load Rating: Class B	
		External Dimensions: 1180x1180x1300	
	524118	Clear Opening: 1000x1000x1195	
		Overall Weight: 1350kg	
		QRail Type 3 Cable Pit	
		Load Rating: Class B	
	524114	External Dimensions: 1425x1425x1290	
		Clear Opening: 1250x1250x1195	
		Overall Weight: 1700kg	
		QRail Cable Pit	
	321101C (Type1) 321102C (Type 2) 321103 (Type 3) 321104 (1500)	Load Rating: Class B/D	Pre cast concrete cable pit with encasement roof and cast iron access cover to fit. Suitable for Telecommunications, Energy and Communications applications with QLD.
		External Dimensions: 1760x1760x1625	
		Clear Opening: 1500x1500x1500	
		Overall Weight: 3650kg	
		GMS Hinged Cover	Galvanised Mild Steel (GMS) hinged padlockable covers. For heavy load applications, cast iron access covers encased in separate pre-cast concrete pit roofs available. *Note: Type 3 GMS Cover is Class B Only & 1500 Cover Class A Only.
		Load Rating: Class C	
		External Dimensions: 1000x600x1000	
VICTORIA			
	12412	VicRail Plastic Circular Pit	Heavy duty circular rotationally-moulded plastic polymer cable pit used in Vic Rail network systems for Telecommunications and Electrical applications.
		Load Rating: Class A	
		External Dimension: 1050x1200	
		Clear Opening: 975	
	321090 (Locking lid) 321100 (Non-locking lid)	GMS Hinged Cover	Galvanised Mild Steel (GMS) hinged locking or non-locking covers. For heavy load applications, cast iron access covers encased in separate pre-cast concrete cable pit roofs available.
		Load Rating: Class B	
	124042	MONObox™ P7 Plastic Pit	Rotationally-moulded plastic polymer cable pits suitable for Telecommunications, Energy and Communications applications in Victoria. Access covers available in GMS, cast iron, concrete and composite.
		Load Rating: Class A	
		External Dimensions: 1020x560x1130	
		Clear Opening: 898x440x1070	
	524170 (Pit) 392025A (Cover)	C2 Series Pit w/ GMS Hinged Covers	High security and SCEC endorsed pre cast cable pits for Telecommunications, Electrical and Communications applications within Vic Rail. Featuring Galvanised Mild Steel (GMS) hinged locking covers or for heavy load applications, cast iron access covers encased in separate pre-cast concrete cable pit roofs available.
		Load Rating: Class D	
		External Dimension: 1507x705x1080	
		Clear Opening: 1507x700x1050	
	522378 (Pit) 330130 (Cover)	Overall Weight: 840kg	
		C5 Series Pit w/ GMS Hinged Covers	
		Load Rating: Class D	
		External Dimension: 840x590x925	
		Clear Opening: 840x460x925	
		Overall Weight: 445kg	



Locking mechanism



Locking mechanism

UG2075 - Railway Pit 1000mm



UG2070 - Lid  
UG2104 - Lockable Lid

UG2550 - Square to Round Pit

UG2350 - Lockable Lid

Code	Product	A	A1	A2	B	B1	B2	C	C1
UG2070	Lid 1000mm	1050	-	-	1038	-	-	50	-
UG2104	Lockable Lid 1000mm	1050	-	-	1038	-	-	50	-
UG2075	Railway Pit 1000mm	1140	1080	-	-	1040	-	1215	-
UG2550	Square to Round Pit	700	652	593	550	502	443	1180	1123
UG2350	Lockable Lid	650	-	-	495	-	-	115	50

All measurements in millimetres

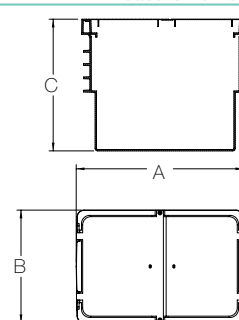
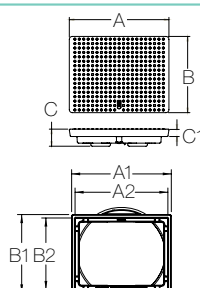
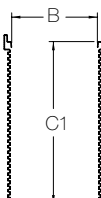
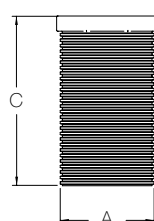
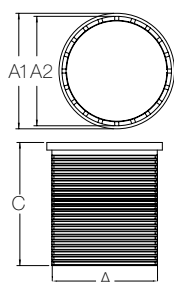


UG2078 - Railway Type 1 Pit

Lid details

Code	Product	A	B	C
UG2078	Railway Type 1 Pit & Lid	1220	820	960

All measurements in millimetres



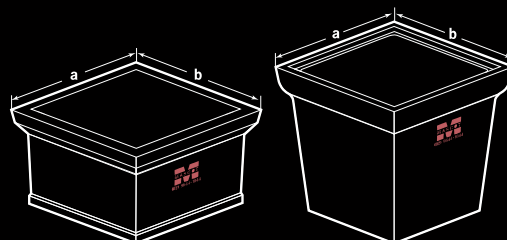


# Pits

## Lids & Covers

## Pits and Risers overview

Mascot Pits are strong enough for all load ratings and there's no need to concrete encase, saving you time and money. Due to the nature of the material, pipe entries can be done on site in any number of locations and sizes – no need to core-drill and certainly no shattering or patching.



Type	Product Code	Internal Clear Opening Size	Depth	Overall Width (a)	Overall Length (b)	Weight (kg)
Pit	CJP030	300 x 300	300	330	330	12
Pit	CJP145	375 x 375	450	392	392	20
Riser	CJP1R45	375 x 375	450	392	392	19
Pit	CJP250	450 x 450	500	550	550	31
Pit	CJP280	450 x 450	800	550	550	59
Riser	CJP2R30	450 x 450	300	550	550	24
Riser	CJP2R60	450 x 450	600	550	550	39
Pit	CJP350	600 x 600	500	700	700	58
Pit	CJP380	600 x 600	800	700	700	96
Riser	CJP3R175	600 x 600	175	700	700	29
Riser	CJP3R30	600 x 600	300	700	700	32
Riser	CJP3R60	600 x 600	600	700	700	52
Pit	CJP475	900 x 600	750	700	1000	85
Riser	CJP4R30	900 x 600	300	700	1000	31
Riser	CJP4R60	900 x 600	600	700	1000	69
Pit	CJP560	900 x 900	600	1000	1000	94
Pit	CJP575	900 x 900	750	1000	1000	133
Pit	CJP590	900 x 900	900	1000	1000	121
Riser	CJP5R175	900 x 900	175	1000	1000	38
Riser	CJP5R30	900 x 900	300	1000	1000	45
Riser	CJP5R60	900 x 900	600	1000	1000	100
Riser	CJP5R90	900 x 900	900	1000	1000	137
Pit	CJP690	1100 x 1100	900	1200	1200	268
Riser	CJP6R30	1100 x 1100	300	1200	1200	96
Riser	CJP6R60	1100 x 1100	600	1200	1200	175
Pit	CJP750	600 x 300	500	700	400	25
Pit	CJP890	1260 x 455	900	1360	550	124
Pit	CJP8R30	1260 x 455	300	1360	550	78
Pit	CJP970	585 x 245	740	680	340	48

All dimensions in mm and correct at time of print and may vary/change.












## Load classification (AS3996)

Access Covers and Grates are designated by classes A, B, C, D, E, F & G according to load capacity set out in the table below. This table is an extract from AS3996-2006.

The appropriate class for a cover or grate depends on the location of installation. Some examples are outlined in this table; however it is the responsibility of the designer to ensure an appropriate class is selected and/or specified. Specifics of the location should be taken into consideration when selecting the right cover or grate. The speed of traffic, wheel type and the physical position (turning area) should all be assessed.

Type	Class	Typical use	Ultimate limit state design load (kN)	Serviceability design loading (kN)	Nominal wheel loading (kg)
	A	Areas (including footways) accessible only to pedestrians and cyclists and closed to other traffic (extra light duty)	10kN	6.7kN	330kg
	B	Areas (including footways and light tractor paths) accessible only to vehicles (excluding commercial vehicles) or livestock (light duty)	80kN	53kN	2,670kg
	C	Malls and areas open to slow moving commercial vehicles (heavy duty)	150kN	100kN	5,000kg
	D	Carriageways of roads and areas open to commercial vehicles (heavy duty)	210kN	140kN	8,000kg
	E	General docks and aircraft pavements (extra heavy duty – E)	400kN	267kN	13,700kg
	F	Docks and aircraft pavements subject to high wheel loads (extra heavy duty – F)	600kN	400kN	20,000kg
	G	Docks and aircraft pavements subject to very high wheel loads (extra heavy duty – G)	900kN	600kN	30,000kg

**Notes** 1. Nominal wheel loads are given as a guide only. Consideration should be given to the type, size and pneumatic pressure of the load applied. 2. Class B design loads exceed AS5100.2 requirements for footway loading. 3. Class D design loads exceed AS5100.2 requirements for a W80 wheel load. 4. Class C loads are based on an intermediate load. 5. The serviceability load is set at 2/3 of the ultimate limit state design load. 6. A force of 1kN approximately equal to 100kg.



# Pits

## Lids & Covers

## Pit Covers

**We have a range of covers to suit all load ratings and applications**

### 1. Glass Reinforced Concrete (GRC) Covers

- ✓ Suitable for pedestrian traffic only
- ✓ Sits flush with the pit surface
- ✓ Non-Conductive
- ✓ Allows for full clear opening for maximum access
- ✓ Lifting key holes to Australian Standards – 2 per cover – complete with plugs
- ✓ Electricity and Communications marking available – cast into cover

### 2-3. Galvanised Mild Steel Checkerplate Covers

- ✓ Available in Class A through to Class D
- ✓ Class A to C sit flush with the pit surface
- ✓ Allows for full clear opening for maximum access
- ✓ Security Bolt Down option
- ✓ High Security Z-Lock (padlock/Military) option
- ✓ Lifting key holes – 2 per cover. Key hole plugs available (IP4X – AS60529)
- ✓ Slip-resistant epoxy coatings available
- ✓ Marker plates (Brass/Stainless) available
- ✓ Manufactured in accordance to AS3678 and AS3679.1 with Grade 250 structural steel. All welding complies with guidelines set out in AS1554.1. All components are hot-dipped galvanised after fabrication in accordance with AS/NZ4680.

### 4. Cast Iron Paver In-Fill Cover & Frame

- ✓ Available in Class B and Class D
- ✓ Cover and Frame to be cast into concrete slab above Mascot Pit
- ✓ Allows for full clear opening for maximum access
- ✓ Lifting key holes to Australian Standards – 2 per cover – complete with plugs
- ✓ Manufactured from minimum Grade T220 Cast Iron to conform to AS1830
- ✓ All units are coated in a bitumous paint complying with BS3416 type II or BS4147 as appropriate

### 5. Cast Iron Solid Top Watertight Covers & Frame

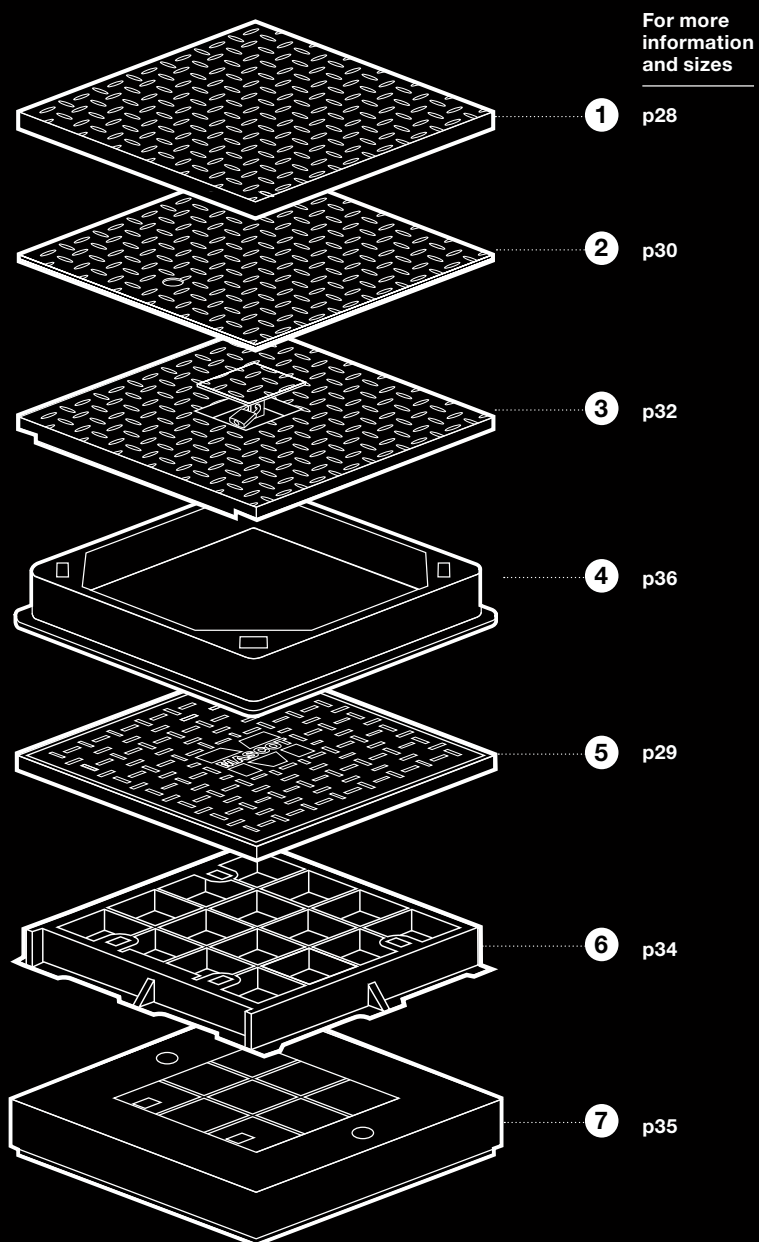
- ✓ Available in Class B & Class C
- ✓ Cover and Frame sits flush with the pit surface
- ✓ Allows for full clear opening for maximum access
- ✓ Covers are bolted down to the frame – security Barri Bolts available
- ✓ Lifting key holes to Australian Standards – 2 per cover – complete with plugs
- ✓ Marker plates (Brass/Stainless) available

### 6. Cast/Ductile Iron Watertight & Gastight Access Covers and Frames

- ✓ Available in Class A through to Class G
- ✓ Cover and Frame to be cast into concrete slab above Mascot Pit
- ✓ Allows for full clear opening for maximum access
- ✓ Security Bolt Down option
- ✓ Lifting key holes to Australian Standards – 4 per cover – complete with plugs
- ✓ Manufactured from minimum Grade T220 Cast Iron to conform to AS1830
- ✓ All units are coated in a bitumous paint complying with BS3416 type II or BS4147 as appropriate

### 7. Concrete Encased Cast/Ductile Iron Watertight & Gastight Access Covers and Frames

- ✓ Available in Class A through to Class G
- ✓ Designed to suit all Mascot Pits and risers – sitting above the pit with unique Rebate-Lock
- ✓ Security Bolt Down option
- ✓ Lifting key holes to Australian Standards – 4 per cover – complete with plugs
- ✓ Manufactured from minimum Grade T220 Cast Iron to conform to AS1830
- ✓ All units are coated in a bitumous paint complying with BS3416 type II or BS4147 as appropriate
- ✓ All Concrete is a minimum 40MPa and reinforcing complies with AS1302(d).





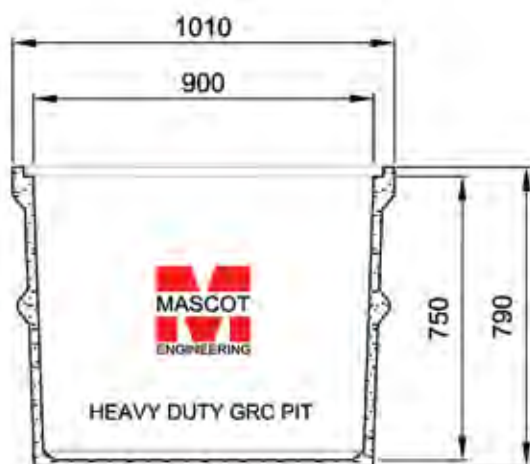
# Pits

## Pit Chambers

## GR Concrete Pit Chamber

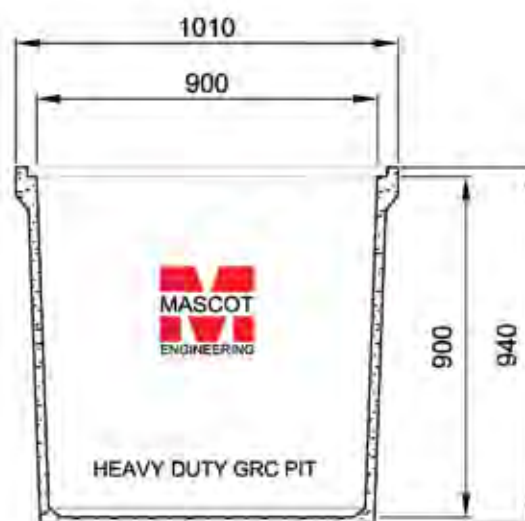
900mm x 900mm PIT CHAMBER  
ELECTRICAL & COMMUNICATION PITS & RISERS

CJP575



SECTION VIEW

CJP590



SECTION VIEW

### GR Concrete Facts

- 1/10th the weight of traditional concrete
- Compressive strength of up to 60mpa over 60 days
- Approved to depths of up to 5 metres
- Easy pipe and conduit entries
- Extension risers available

Available in square - 300mm, 375mm, 450mm, 600mm, 900mm and 1200mm

Available in rectangular - 300 x 600mm, 600 x 900mm and 1250 x 450mm

#### Covers available in all Class ratings (AS3996)

- Steel checker plate (GMS)
- Cast Iron infill covers and frames
- Gas & Air Tight Iron Covers and frames
- Concrete surrounds
- Drawings available upon request



# Conduit

Rigid Conduit

Corrugated Conduit

Steel Conduit

Conduit Spacers

Fibreglass Conduit

Plastic Conduit

Conduit Fittings





# Conduit

## Rigid Conduit

### **Rigid Conduit**

## Electrical & Communications - To AS2053



RC20MDGR



RC20HDOR

### **Rigid Conduit** - 4m lengths - Medium Duty - Grey

Ref No	Nominal Outside Diameter	Nominal Wall Thickness	Pack
RC16MDGR	16mm	1.75mm	10
RC20MDGR	20mm	1.95mm	10
RC25MDGR	25mm	1.95mm	10
RC32MDGR	32mm	2.25mm	10
RC40MDGR	40mm	2.55mm	5
RC50MDGR	50mm	2.95mm	5

### **Rigid Conduit** - 4m lengths - Heavy Duty - Orange

Ref No	Nominal Outside Diameter	Nominal Wall Thickness	Pack
RC20HDOR	20mm	2.45mm	10
RC25HDOR	25mm	2.65mm	10
RC32HDOR	32mm	2.85mm	10
RC40HDOR	40mm	3.25mm	5
RC50HDOR	50mm	3.65mm	5
RC63HDOR	63mm	4.205mm	1
RC80HDOR	89mm	4.95mm	1
RC100HDOR	114mm	6.30mm	1
RC125HDOR	140mm	7.65mm	1
RC150HDOR	160mm	8.80mm	1


### **Rigid Conduit** - 6m lengths - Light Duty - Orange

Ref No	Nominal Outside Diameter	Nominal Wall Thickness	Pack
RC80CLS60R*	89mm	2.60mm	1
RC100CLS60R	114mm	3.25mm	1
RC125CLS60R	140mm	4.00mm	1
RC150CLS60R	160mm	4.5mm	1

\* this product on application



## Rigid Conduit



### **Rigid Conduit** - 4m lengths - Telecommunications - White

Ref No	Nominal Outside Diameter	Nominal Wall Thickness	Pack
RC20TELWH	20mm	1.95mm	10
RC25TELWH	25mm	1.95mm	10
RC32TELWH	32mm	2.25mm	10
RC50TELWH	50mm	2.95mm	5

### **Rigid Conduit** - 6m lengths - Telecommunications - White

Ref No	Nominal Outside Diameter	Nominal Wall Thickness	Pack
RC80TELWH	89mm	3.80mm	1
RC100TELWH	114mm	4.85mm	1
RC100HDWH/6M	114mm	6.30mm	54

### **Rigid Conduit** - Telstra - 4.5m lengths - White

Ref No	Nominal Outside Diameter	Nominal Wall Thickness	Pack
RC20TELSTRA	26mm	1.7mm	10
RC50TELSTRA	60mm	3.65mm	1
RC100TELSTRA	114mm	4.5mm	1



### **Telecommunications Pipe** - 4m lengths - White

Ref No	Nominal Outside Diameter	Nominal Wall Thickness	Pack
*CP1006WH	10mm	1.75mm	50



### **Rigid Conduit** - 4m lengths - HFT - Black - No Bells

Ref No	Nominal Outside Diameter	Nominal Wall Thickness	Pack
*RC20HFTBL	20mm	2.45mm	10
*RC25HFTBL	25mm	2.65mm	10
*RC32HFTBL	32mm	2.85mm	10

\* THESE PRODUCTS "ON APPLICATION"



# Conduit

## Corrugated Conduit

### Corrugated Conduit

#### Corrugated Conduit - Medium Duty - Grey



Ref No	Nominal Outside Diameter	Coil
MC16GR	16mm	10m
CC16GR	16mm	50m
CC20GR	20mm	50m
SH20GR20M	20mm	20m
MC20GR	20mm	10m
CC25GR	25mm	50m
SH25GR20M	25mm	20m
MC25GR	25mm	10m
CC32GR	32mm	25m
MC32GR	32mm	10m



#### Corrugated Conduit - Medium Duty - Grey - With Draw Wire

Ref No	Nominal Outside Diameter	Coil
CC2020GR	20mm	50m
CC2025GR	25mm	50m




#### Corrugated Conduit - Heavy Duty - Orange

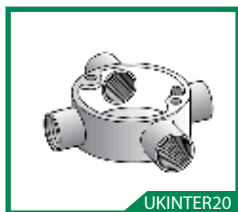


Ref No	Nominal Outside Diameter	Coil
*CC2020OR	20mm	50m
MC20OR	20mm	10m
*CC2025OR	25mm	50m
MC25OR	25mm	10m
CC32OR	32mm	25m
MC32OR	32mm	10m

\* These products with draw wire.

#### Corrugated Conduit - Medium Duty - White Telecommunications



Ref No	Nominal Outside Diameter	Coil
CC20WH	20mm	50m
CC25WH	25mm	50m



### 316 STAINLESS STEEL CONDUIT & FITTINGS



STD PK

#### CAT NO

#### DESCRIPTION

UKK20

20MM LOCKNUT

1

UKK25

25MM LOCKNUT

1

UKK32

32MM LOCKNUT

1

UKK50

50MM LOCKNUT

1

UKT20

20MM TEE BOX

1

UKT25

25MM TEE BOX

1

UKT32

32MM TEE BOX

1

UKINTER20

20MM INTERSECTION BOX

1

UKINTER25

25MM INTERSECTION BOX

1

UKINTER32

32MM INTERSECTION BOX

1

UKR20

20MM THROUGH BOX

1

UKR25

25MM THROUGH BOX

1

UKR32

32MM THROUGH BOX

1

UKL20

20MM SHORT NIPPLE

1

UKL25

25MM SHORT NIPPLE

1

UKL32

32MM SHORT NIPPLE

1

UKL50

50MM SHORT NIPPLE

1

UKMUN2030

20MM MUNSON RING, 30MM HEIGHT

1

UKMUN2530

25MM MUNSON RING, 30MM HEIGHT

1

UKMUN3230

32MM MUNSON RING, 30MM HEIGHT

1

UKMUN5030

50MM MUNSON RING, 30MM HEIGHT

1

UKMUN2050

20MM MUNSON RING, 50MM HEIGHT

1

UKMUN2550

25MM MUNSON RING, 50MM HEIGHT

1

UKMUN3250

32MM MUNSON RING, 50MM HEIGHT

1

UKMUN5050

50MM MUNSON RING, 50MM HEIGHT

1

UKH20

20MM FLANGE COUPLING

1

UKH25

25MM FLANGE COUPLING

1

UKH32

32MM FLANGE COUPLING

1

UKH50

50MM FLANGE COUPLING

1





# Conduit

## Steel Conduit



### SCREWED GALVANISED STEEL CONDUIT - MEDIUM DUTY



CAT NO	DESCRIPTION	STD PK
EC2001UL	20MM SCREWED GALVANISED CONDUIT (4 METRE LENGTH)	10
EC2501UL	25MM SCREWED GALVANISED CONDUIT (4 METRE LENGTH)	7
EC3201UL	32MM SCREWED GALVANISED CONDUIT (4 METRE LENGTH)	5
EC4001UL	40MM SCREWED GALVANISED CONDUIT (4 METRE LENGTH)	3
EC5001UL	50MM SCREWED GALVANISED CONDUIT (4 METRE LENGTH)	3

### HOT DIPPED GALVANISED STEEL CONDUIT - HEAVY DUTY



CAT NO	DESCRIPTION	STD PK
EP2001	20MM HOT DIPPED GALVANISED CONDUIT (4 METRE LENGTH)	10
EP2501	25MM HOT DIPPED GALVANISED CONDUIT (4 METRE LENGTH)	7
EP3201	32MM HOT DIPPED GALVANISED CONDUIT (4 METRE LENGTH)	5
EP4001	40MM HOT DIPPED GALVANISED CONDUIT (4 METRE LENGTH)	3
EP5001	50MM HOT DIPPED GALVANISED CONDUIT (4 METRE LENGTH)	3

# Conduit

## Steel Conduit



Electrix

### 316 STAINLESS STEEL CONDUIT & FITTINGS

CAT NO	DESCRIPTION	STD PK
UKG20	20MM CONDUIT COUPLING	1
UKG25	25MM CONDUIT COUPLING	1
UKG32	32MM CONDUIT COUPLING	1
UKG50	50MM CONDUIT COUPLING	1
UKP20	20MM DISTANCE SADDLE	1
UKP25	25MM DISTANCE SADDLE	1
UKP32	32MM DISTANCE SADDLE	1
UKP50	50MM DISTANCE SADDLE	1
UKHOSP20	20MM HOSPITAL SADDLE	1
UKHOSP25	25MM HOSPITAL SADDLE	1
UKHOSP32	32MM HOSPITAL SADDLE	1
UKV20	20MM EXTRA DEEP SADDLE	1
UKV25	25MM EXTRA DEEP SADDLE	1
UKV32	32MM EXTRA DEEP SADDLE	1
UKV50	50MM EXTRA DEEP SADDLE	1



UKG20



UKP20



UKHOSP20



UKV20

### CONDUIT BENDERS

CAT NO	DESCRIPTION	STD PK
2071-HA	20MM CONDUIT BENDER (HANDLE)	1
2081-HA	25MM CONDUIT BENDER (HANDLE)	1
2071-HE	20MM CONDUIT BENDER (HEAD)	1
2081-HE	25MM CONDUIT BENDER (HEAD)	1



2071-HA



LNB32

### FITTINGS- LOCKNUT BRASS

CAT NO	DESCRIPTION	STD PK
LNB16	BRASS LOCKNUT - THREAD SIZE 16MM	200
LNB20	BRASS LOCKNUT - THREAD SIZE 20MM	200
LNB25	BRASS LOCKNUT - THREAD SIZE 25MM	100
LNB32	BRASS LOCKNUT - THREAD SIZE 32MM	50
LNB40	BRASS LOCKNUT - THREAD SIZE 40MM	30
LNB50	BRASS LOCKNUT - THREAD SIZE 50MM	20
LNB63	BRASS LOCKNUT - THREAD SIZE 63MM	10





# Conduit

## Steel Conduit




### GALVANISED STEEL CONDUIT FITTINGS

CAT NO	DESCRIPTION	STD PK
EC2001TI	20MM CONDUIT FITTING - TEE INSPECTION	1
EC2501TI	25MM CONDUIT FITTING - TEE INSPECTION	1
EC3201TI	32MM CONDUIT FITTING - TEE INSPECTION	1
EC20011JB	20MM 1 WAY JUNCTION BOX	1
EC25011JB	25MM 1 WAY JUNCTION BOX	1
EC32011JB	32MM 1 WAY JUNCTION BOX	1
EC20012JB	20MM 2 WAY JUNCTION BOX (STRAIGHT THROUGH)	1
EC25012JB	25MM 2 WAY JUNCTION BOX (STRAIGHT THROUGH)	1
EC32012JB	32MM 2 WAY JUNCTION BOX (STRAIGHT THROUGH)	1
EC20013JB	20MM 3 WAY JUNCTION BOX	1
EC25013JB	25MM 3 WAY JUNCTION BOX	1
EC32013JB	32MM 3 WAY JUNCTION BOX	1
EC20014JB	20MM 4 WAY JUNCTION BOX	1
EC25014JB	25MM 4 WAY JUNCTION BOX	1
EC32014JB	32MM 4 WAY JUNCTION BOX	1



### 316 STAINLESS STEEL CONDUIT & FITTINGS

CAT NO	DESCRIPTION	STD PK
UKA-D	20MM STAINLESS STEEL CONDUIT	1
UKB-D	25MM STAINLESS STEEL CONDUIT	1
UKC-D	32MM STAINLESS STEEL CONDUIT	1
UKD-D	50MM STAINLESS STEEL CONDUIT	1
UKI20	20MM MALE BUSH	1
UKI25	25MM MALE BUSH	1
UKI32	32MM MALE BUSH	1
UK150	50MM MALE BUSH	1
UKELB20	20MM INSPECTION ELBOW	1
UKELB25	25MM INSPECTION ELBOW	1
UKELB32	32MM INSPECTION ELBOW	1
CONTINUE ON NEXT PAGE...		



# Conduit

## Conduit Spacers



CONDUIT SPACERS			
PRODUCT IMAGE	PART NUMBER	DESCRIPTION	USE
	<b>CS100</b>	100mm Conduit Spacer - packs of 40	The 100mm Conduit Spacer is a CLICK-TOGETHER modular product used to build frames to support Conduit Spacers in a Duct or Trench before backfilling.
	<b>CS125</b>	125mm Conduit Spacer - packs of 34	The 120mm Conduit Spacer is a CLICK-TOGETHER modular product used to build frames to support Conduit Spacers in a Duct or Trench before backfilling.
	<b>CS150</b>	150mm Conduit Spacer - packs of 30	The 150mm Conduit Spacer is a CLICK-TOGETHER modular product used to build frames to support Conduit Spacers in a Duct or Trench before backfilling.
	<b>Bore Spacer</b>	Custom Bore Spacer	Used in Horizontal or Underground Directional (Trenchless) Drilling this Bore Spacer provides a Custom solution to help maintain conduit separation within a bore.
	<b>Baffle Spacer</b>	Custom Baffle Spacer	The Baffle Spacer, manufactured from Celluka PVC, allows a customised conduit layout for situations where the Conduit Spacer cannot provide an adequate solution. ie: Trefoil Configuration
	<b>SB20 SB25 SB50</b>	Spacer Blocks	Spacer Blocks are available in 20, 25 and 50mm and are used to increase the standard conduit separation provided by the CLICK-TOGETHER Conduit Spacer
	<b>CHD</b>	Conduit Hold Down	The Conduit Hold Down is an Injection Moulded Adaptor which can be used as part of a system to secure Conduit from floating in a trench during backfilling.
	<b>SHD</b>	Conduit Spacer Hold Down	The Conduit Spacer Hold Down is an Injection Moulded Adaptor which can be used as part of a system to secure Conduit from floating in a trench during backfilling.



# Conduit

## Fibreglass Conduit



### FIBREGLASS CONDUIT ROD



STD PK

CAT NO

DESCRIPTION

**4.5MM OUTSIDE DIAMETER - YELLOW,  
SUITABLE FOR SMALL DISPENSER - MAX 100MT**

CR451FC60	60 METRE COIL	1
CR451FC80	80 METRE COIL	1
CR451FC100	100 METRE COIL	1
CR451FC150	150 METRE COIL	1

**5MM OUTSIDE DIAMETER - YELLOW  
SUITABLE FOR SMALL DISPENSER - MAX 80MT**

CR501FC60	60 METRE COIL	1
CR501FC80	80 METRE COIL	1
CR501FC100	100 METRE COIL	1
CR501FC150	150 METRE COIL	1

**6MM OUTSIDE DIAMETER - YELLOW  
SUITABLE FOR MEDIUM DISPENSER - MAX 300MT**

CR601FC60	60 METRE COIL	1
CR601FC80	80 METRE COIL	1
CR601FC100	100 METRE COIL	1
CR601FC125	125 METRE COIL	1
CR601FC150	150 METRE COIL	1
CR601FC200	200 METRE COIL	1

**8MM OUTSIDE DIAMETER - YELLOW  
SUITABLE FOR MEDIUM DISPENSER - MAX 300MT**

CR801FC100	100 METRE COIL	1
CR801FC125	125 METRE COIL	1
CR801FC150	150 METRE COIL	1
CR801FC200	200 METRE COIL	1

**10MM OUTSIDE DIAMETER - YELLOW  
SUITABLE FOR LARGE DISPENSER - MAX 300MT**

CR1001FC100	100 METRE COIL	1
CR1001FC125	125 METRE COIL	1
CR1001FC150	150 METRE COIL	1
CR1001FC200	200 METRE COIL	1
CR1001FC250	250 METRE COIL	1



# Conduit

## Plastic Conduit



### PVC FLEXIBLE CONDUIT



CAT NO	DESCRIPTION	STD PK
FC50GR15	50MM PVC FLEXIBLE CONDUIT - GREY 15M	15M
FC50BK15	50MM PVC FLEXIBLE CONDUIT - BLACK 15M	15M
FC50OR15	50MM PVC FLEXIBLE CONDUIT - ORANGE 15M	15M
FC63GR15	63MM PVC FLEXIBLE CONDUIT - GREY 15M	15M
FC63BK15	63MM PVC FLEXIBLE CONDUIT - BLACK 15M	15M
FC63OR15	63MM PVC FLEXIBLE CONDUIT - ORANGE 15M	15M
FC16GR30	16MM PVC FLEXIBLE CONDUIT - GREY 30M	30M
FC16BK30	16MM PVC FLEXIBLE CONDUIT - BLACK 30M	30M
FC16OR30	16MM PVC FLEXIBLE CONDUIT - ORANGE 30M	30M
FC20GR30	20MM PVC FLEXIBLE CONDUIT - GREY 30M	30M
FC20BK30	20MM PVC FLEXIBLE CONDUIT - BLACK 30M	30M
FC20OR30	20MM PVC FLEXIBLE CONDUIT - ORANGE 30M	30M
FC25GR30	25MM PVC FLEXIBLE CONDUIT - GREY 30M	30M
FC25BK30	25MM PVC FLEXIBLE CONDUIT - BLACK 30M	30M
FC25OR30	25MM PVC FLEXIBLE CONDUIT - ORANGE 30M	30M
FC32GR30	32MM PVC FLEXIBLE CONDUIT - GREY 30M	30M
FC32BK30	32MM PVC FLEXIBLE CONDUIT - BLACK 30M	30M
FC32OR30	32MM PVC FLEXIBLE CONDUIT - ORANGE 30M	30M
FC40GR30	40MM PVC FLEXIBLE CONDUIT - GREY 30M	30M
FC40BK30	40MM PVC FLEXIBLE CONDUIT - BLACK 30M	30M
FC40OR30	40MM PVC FLEXIBLE CONDUIT - ORANGE 30M	30M
FC50GR30	50MM PVC FLEXIBLE CONDUIT - GREY 30M	30M
FC50BK30	50MM PVC FLEXIBLE CONDUIT - BLACK 30M	30M
FC50OR30	50MM PVC FLEXIBLE CONDUIT - ORANGE 30M	30M
FC63GR30	63MM PVC FLEXIBLE CONDUIT - GREY 30M	30M
FC63BK30	63MM PVC FLEXIBLE CONDUIT - BLACK 30M	30M
FC63OR30	63MM PVC FLEXIBLE CONDUIT - ORANGE 30M	30M
NOTE : OTHER SIZES ALSO AVAILABLE ON REQUEST		



# Conduit

## Plastic Conduit



### NYLON FITTINGS

CAT NO	DESCRIPTION	STD PK
86571	M16 LOCKNUT 16MM	100
86572	M20 LOCKNUT 20MM	100
86573	M25 LOCKNUT 25MM	50
86574	M32 LOCKNUT 32MM	50
86661	PG7 LOCKNUT PG7	100
86662	PG9 LOCKNUT PG9	100
86663	PG11 LOCKNUT PG11	100
86664	PG13.5 LOCKNUT PG13.5	100
86665	PG16 LOCKNUT PG16	100
86666	PG21 LOCKNUT PG21	50
86667	PG29 LOCKNUT PG29	50
86668	PG36 LOCKNUT PG36	10
86669	PG42 LOCKNUT PG42	10
86670	PG48 LOCKNUT PG48	10



86571



### PVC FLEXIBLE CONDUIT

CAT NO	DESCRIPTION	STD PK
FC16GR15	16MM PVC FLEXIBLE CONDUIT - GREY	15M
FC16BK15	16MM PVC FLEXIBLE CONDUIT - BLACK	15M
FC16OR15	16MM PVC FLEXIBLE CONDUIT - ORANGE	15M
FC20GR15	20MM PVC FLEXIBLE CONDUIT - GREY	15M
FC20BK15	20MM PVC FLEXIBLE CONDUIT - BLACK	15M
FC20OR15	20MM PVC FLEXIBLE CONDUIT - ORANGE	15M
FC25GR15	25MM PVC FLEXIBLE CONDUIT - GREY	15M
FC25BK15	25MM PVC FLEXIBLE CONDUIT - BLACK	15M
FC25OR15	25MM PVC FLEXIBLE CONDUIT - ORANGE	15M
FC32GR15	32MM PVC FLEXIBLE CONDUIT - GREY	15M
FC32BK15	32MM PVC FLEXIBLE CONDUIT - BLACK	15M
FC32OR15	32MM PVC FLEXIBLE CONDUIT - ORANGE	15M
FC40GR15	40MM PVC FLEXIBLE CONDUIT - GREY	15M
FC40BK15	40MM PVC FLEXIBLE CONDUIT - BLACK	15M
FC40OR15	40MM PVC FLEXIBLE CONDUIT - ORANGE	15M
CONTINUE ON NEXT PAGE...		



PVC FLEXIBLE



FLEXIBLE CONDUIT

# Conduit

## Conduit Fittings



### GALVANISED STEEL CONDUIT FITTINGS



CAT NO	DESCRIPTION	STD PK
EC2001B	20MM CONDUIT FITTING - SWEEPING BEND	1
EC2501B	25MM CONDUIT FITTING - SWEEPING BEND	1
EC3201B	32MM CONDUIT FITTING - SWEEPING BEND	1
EC2001EP	20MM CONDUIT FITTING - SOLID ELBOW PLAIN	1
EC2501EP	25MM CONDUIT FITTING - SOLID ELBOW PLAIN	1
EC3201EP	32MM CONDUIT FITTING - SOLID ELBOW PLAIN	1
EC2001EI	20MM CONDUIT FITTING - ELBOW INSPECTION	1
EC2501EI	25MM CONDUIT FITTING - ELBOW INSPECTION	1
EC3201EI	32MM CONDUIT FITTING - ELBOW INSPECTION	1
EC2001C	20MM CONDUIT FITTING - COUPLING	1
EC2501C	25MM CONDUIT FITTING - COUPLING	1
EC3201C	32MM CONDUIT FITTING - COUPLING	1
EC2001TP	20MM CONDUIT FITTING - TEE PLAIN	1
EC2501TP	25MM CONDUIT FITTING - TEE PLAIN	1
EC3201TP	32MM CONDUIT FITTING - TEE PLAIN	1



# Conduit

## Conduit Fittings

### Conduit Fittings



#### 90° Heavy Duty Sweep Bends

Ref No	Conduit Size	Radius	Pack
LSB200R	20mm	150mm	1
LSB250R	25mm	150mm	1
LSB320R	32mm	312mm	1
LSB400R	40mm	312mm	1
LSB500R	50mm	320mm	1
LSB630R	63mm	325mm	1
LSB800R	80mm	550mm	1
LSB1000R	100mm	508mm	1
LSB1250R	125mm	635mm	1
LSB1500R	150mm	760mm	1



#### 45° Heavy Duty Sweep Bends

Ref No	Conduit Size	Radius	Pack
HSB320R	32mm	312mm	1
HSB400R	40mm	312mm	1
HSB500R	50mm	320mm	1
HSB630R	63mm	325mm	1
HSB800R	80mm	550mm	1
HSB1000R	100mm	600mm	1
HSB1250R	125mm	635mm	1
HSB1500R	150mm	760mm	1

#### 22.5° Heavy Duty Sweep Bends

Ref No	Conduit Size	Radius	Pack
QSB800R	80mm	1200mm	1
QSB1000R	100mm	1200mm	1
QSB1250R	125mm	1200mm	1
QSB1500R	150mm	1200mm	1



## Fittings

### 90° Heavy Duty Sweep Bends - Large Radius

Ref No	Conduit Size	Radius	Pack
LSB400R600	40mm	600mm	1
LSB500R600	50mm	600mm	1
LSB630R600	63mm	600mm	1
LSB1.2M800R	80mm	1200mm	1
LSB1.2M1000R	100mm	1200mm	1
LSB1.2M1250R	125mm	1200mm	1
LSB1.2M1500R	150mm	1200mm	1
LSB2M1000R	100mm	2000mm	1
LSB2M1250R	125mm	2000mm	1
LSB2M1500R	150mm	2000mm	1

### 45° Heavy Duty Sweep Bends - Large Radius

Ref No	Conduit Size	Radius	Pack
HSB1.2M1000R	100mm	1200mm	1
HSB1.2M1250R	125mm	1200mm	1
HSB1.2M1500R	150mm	1200mm	1
HSB2M800R	80mm	2000mm	1
HSB2M1000R	100mm	2000mm	1
HSB2M1250R	125mm	2000mm	1
HSB2M1500R	150mm	2000mm	1

### 30° Heavy Duty Sweep Bends - Large Radius

Ref No	Conduit Size	Radius	Pack
TSB1000R	100mm	1200mm	1
TSB1250R	125mm	1200mm	1
TSB1500R	150mm	1200mm	1

### 11.25° Heavy Duty Sweep Bends - Large Radius

Ref No	Conduit Size	Radius	Pack
ESB1.8M1000R	100mm	1800mm	1
ESB1.8M1250R	125mm	1800mm	1
ESB1.8M1500R	150mm	1800mm	1





# Conduit

## Conduit Fittings

### Conduit Fittings



#### 90° Telecommunication Sweep Bends

Ref No	Conduit Size	Radius	Pack
LSB20WH	20mm	150mm	10
LSB25WH	25mm	150mm	10
LSB32WH	32mm	312mm	10
LSB50WH	50mm	320mm	5
LSB80WH	80mm	550mm	1
LSB100WH	100mm	508mm	1



#### 45° Telecommunications Sweep Bends

Ref No	Conduit Size	Radius	Pack
HSB32WH	32mm	312mm	5
HSB50WH	50mm	320mm	5
HSB80WH	80mm	550mm	1
HSB100WH	100mm	600mm	1



#### 22.5° Telecommunications Sweep Bends

Ref No	Conduit Size	Radius	Pack
QSB100WH	100mm	1200mm	1

#### 11.25° Telecommunications Sweep Bends

Ref No	Conduit Size	Radius	Pack
ESB1.8M100WH	100mm	1800mm	1

#### 90° Telstra Sweep Bends

Ref No	Radius	Pack
LSB20TELSTRA	100mm	1
LSB20TELSTRA305	305mm	1
LSB50TELSTRA	305mm	1
LSB100TELSTRA	508mm	1

#### 45° Telstra Sweep Bends

Ref No	Radius	Pack
HSB50TELSTRA	305mm	1
HSB100TELSTRA	584mm	1



## — Fittings



### **Heavy Duty Joint Couplings - Orange**

Ref No	Conduit Size	Pack
JC63OR	63mm	1
*JC80OR	80mm	1
*JC100OR	100mm	1
JC125OR	125mm	1
JC150OR	150mm	1

### **Heavy Duty Slip Couplings - Orange**

Ref No	Conduit Size	Pack
SC63OR	63mm	1
*SC100OR	100mm	1
SC125OR	125mm	1
SC150OR	150mm	1

### **Light Duty Slip Couplings - Orange**

Ref No	Conduit Size	Pack
SC125CLS6OR	125mm	1

### **Bell Mouth Coupling Type - Orange**

Ref No	Conduit Size	Pack
*BM50COR	50mm	1
BM63COR	63mm	1
*BM80COR	80mm	1
*BM100COR	100mm	1
BM125COR	125mm	1
BM150COR	150mm	1

\*ALSO AVAILABLE IN WHITE





# Conduit

## Conduit Fittings

**AussieDuct**  
www.app.net.au



## **Conduit Fittings**

### **Corrugated/Corrugated Coupling - IP66**

Ref No	Conduit Size	Pack
SC2016GR	16mm	15
*SC2020GR	20mm	40
*SC2025GR	25mm	30
SC2032GR	32mm	5

### **Rigid/Corrugated Coupling - IP66**

Ref No	Conduit Size	Pack
DC2016GR	16mm	15
*DC2020GR	20mm	40
*DC2025GR	25mm	30
DC2032GR	32mm	10

### **Telstra Coupling Rigid/Corrugated**

Ref No	To suit 20mm Telstra conduit	Pack
DC2527TWH	27mm RGD - 25mm COR	30

### **Locknuts**

Ref No	Conduit Size	Pack
LN2020GR	20mm	100
LN2025GR	25mm	50
LN2032GR	32mm	50

### **Conduit Locating Flange - Orange**

Ref No	Conduit Size	Pack
LF200R	20mm	10
LF250R	25mm	10

### **End Caps - Orange**

Ref No	Conduit Size	Pack
RCC800R	80mm	1
*RCC1000R	100mm	1
RCC1250R	125mm	1
RCC1500R	150mm	1

\*ALSO AVAILABLE IN WHITE

# Data

Data Cables & Management

Cabinets

Jacks (Connectors)

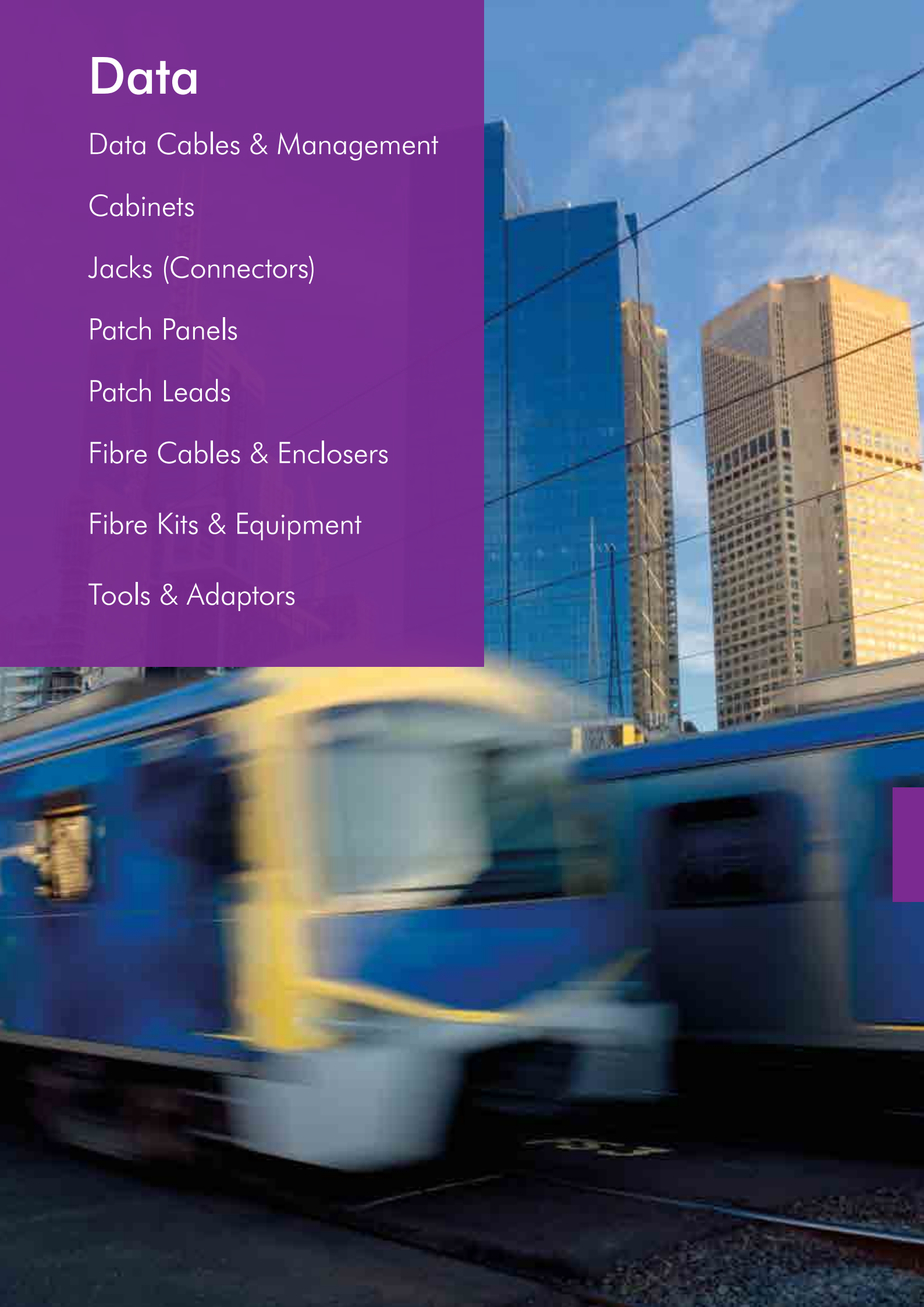
Patch Panels

Patch Leads

Fibre Cables & Enclosers

Fibre Kits & Equipment

Tools & Adaptors







# Data

## Data Cables & Management

UTP/FTP DATA CABLES		
PRODUCT IMAGE	PART NUMBER	DESCRIPTION
	2D4P5IPV3B-BU	CBL LAN CAT 5E -305M - 45 BOXES /PALLET
	2D4P6IPV3B-BU	CBL LAN CAT 6 - 305M- 36 BOXES/PALLET
	2D4P6IPV3B-COLOUR	CBL LAN CAT 6 - 305M- 36 BOXES/PALLET GREY(GY), YELLOW(YL)
	2D4P6ILS3B-BU	CBL LAN CAT 6 UTP LSZH - 305M
	2D4P6AIPV3R-BU	CBL LAN CAT 6A UTP - 305M- 27 REELS/PALLET
	2D4P6ALSF3R-BU	CBL LAN CAT 6A F/UTP - 305M- 15 REELS/PALLET
	ACTTG4P7FFLS3RWE	CBL LAN CAT 7 F/FTP - 305M- 15 REELS/PALLET (Price per reel)

CABLE MANAGEMENT		
PRODUCT IMAGE	PART NUMBER	DESCRIPTION
	RJ1UCMPC	1RU CABLE MAN HORIZ DEEP WITH COVER
	RJ1UCMPSC	1RU CABLE MAN HORIZ SHALLOW WITH COVER
	RJ1HUDSR	1RU CABLE RING, DEEP
	TLQTB	QUICK TERMINATION TOOL with RJ45 CUT MODULE (Cat5e shattered, Cat6, Cat6aUTP)












WALL CABINETS		
PRODUCT IMAGE	PART NUMBER	DESCRIPTION
	<b>3106W06C604-GY</b>	Wall Cabinet 19inch 6RU 600W x 400D, Grey
	<b>3106W06C605-GY</b>	Wall Cabinet 19inch 6RU 600W x 500D,Grey
	<b>3106W12C605-GY</b>	Wall Cabinet 19inch 12RU 600W x 500D,Grey
	<b>3106W18C605-GY</b>	Wall Cabinet 19inch 18RU 600W x 500D,Grey
	<b>3106WS06C605-GY</b>	Wall Cabinet 19inch 6RU 600W x 500D with swing frame,Grey
	<b>3106WS12C605-GY</b>	Wall Cabinet 19inch 12RU 600W x 500D with swing frame,Grey
	<b>3106WS18C605-GY</b>	Wall Cabinet 19inch 18RU 600W x 500D with swing frame,Grey
FREESTANDING CABINETS		
PRODUCT IMAGE	PART NUMBER	DESCRIPTION
	<b>3106N18C606-BK</b>	Network Cabinet 18RU Complete 600W x 600D Black
	<b>3106N27C606-BK</b>	Network Cabinet 27RU Complete 600W x 600D Black
	<b>3106N39C606-BK</b>	Network Cabinet 39RU Complete 600W x 600D Black
	<b>3106N39C608-BK</b>	Network Cabinet 39RU Complete 600W x 800D Black
	<b>3106N45C606-BK</b>	Network Cabinet 45RU Complete 600W x 600D Black
	<b>3106N45C608-BK</b>	Network Cabinet 45RU Complete 600W x 800D Black
	<b>3106N45C610-BK</b>	Network Cabinet 45RU Complete 600W x 1000D Black
	<b>3106N45C808-BK</b>	Network Cabinet 45RU Complete 800W x 800D Black
	<b>3106N45C810-BK</b>	Network Cabinet 45RU Complete 800W x 1000D Black
CABINET ACCESSORIES		
PRODUCT IMAGE	PART NUMBER	DESCRIPTION
	<b>3106GSF1U40-BK</b>	Shelf Fixed 19inch 1RU 400mm Deep - 50KG max
	<b>3106GSF1U47-BK</b>	Shelf Fixed 19inch, 1RU 475mm Deep - 50KG max
	<b>3106GSF1U57-BK</b>	Shelf Fixed 19inch 1RU 575mm Deep - 50KG max
	<b>3106GSF1U72-BK</b>	Shelf Fixed 19inch 1RU 725mm Deep - 50KG max
	<b>3106GSF1U47H-BK</b>	Shelf Fixed 19inch 1RU 400mm Deep - 100KG Heavy Duty
	<b>3106GSF1U57H-BK</b>	Shelf Fixed 19inch 1RU 575mm Deep - 100KG Heavy Duty
	<b>3106GSF1U72H-BK</b>	Shelf Fixed 19inch 1RU 725mm Deep - 100KG Heavy Duty
	<b>3106GSS1U14S-BK</b>	Shelf sliding 19inch 1RU 14" slides - 35KG max
	<b>3106GSS2U80H-BK</b>	Shelf sliding 19inch 2RU 800mm Deep - 100KG Heavy Duty
	<b>3106GSC1U25-BK</b>	Shelf cantilever 19inch 1RU 255mm Deep - 20KG max (Suits wall cabinets)
	<b>3106GSC2U40-BK</b>	Shelf cantilever 19inch 2RU 400mm Deep - 20KG max (Suits wall cabinets)










# Data

## Jacks (Connectors)

JACKS (CONNECTORS)		
PRODUCT IMAGE	PART NUMBER	DESCRIPTION
	<b>30RJ66SMT-WE</b>	6 WAY 6 CONTACT TELEPHONE (RJ12) MECH
	<b>30RJ64SMT-WE</b>	6 WAY 4 CONTACT TELEPHONE (RJ12) MECH
	<b>30RJ45SMA5-WE</b>	RJ45 CAT5E DATA JACK
	<b>RJ45SMA5-WE</b>	KEYSTONE CAT 5E JACK
	<b>30RJ45SMA5SH-WE</b>	RJ45 CAT5E DATA JACK/ SHUTTERED
	<b>30RJ45SMA6-WE</b>	RJ45 CAT6 DATA JACK
	<b>RJ45SMA6-WE</b>	KEYSTONE CAT 6 JACK
	<b>30RJ45SMA6SH-WE</b>	RJ45 CAT6 DATA JACK/SHUTTERED
	<b>30RJ45SMA6A-WE</b>	RJ45 CAT6A UTP DATA JACK
	<b>RJ45SMA6A-WE</b>	KEYSTONE CAT 6A JACK
	<b>30RJ45SM6AF</b>	RJ45 CAT6A FTP DATA JACK
	<b>RJ45SM6AF</b>	KEYSTONE CAT 6A JACK SHIELDED



PATCH PANELS		
PRODUCT IMAGE	PART NUMBER	DESCRIPTION
	<b>RJ5/24PP</b>	24 PORTS CAT5E PATCH PANEL
	<b>RJ6/24PP</b>	24 PORTS CAT6 PATCH PANEL
	<b>RJ6/24PPSH</b>	24 PORTS CAT6 SHUTTERED PATCH PANEL
	<b>RJ3/50PP</b>	50 PORT CAT3 VOICE PATCH PANEL
	<b>RJ6AU/24PP</b>	24 PORTS CAT6A UTP
	<b>RJ6AF/24PP</b>	24 PORTS CAT6A FTP PATCH PANEL
	<b>RJ24USPPAN</b>	24 PORTS FTP ANGLED PATCH PANEL UNLOADED



# Data

## Patch Leads




PATCH LEADS		
PRODUCT IMAGE	PART NUMBER	DESCRIPTION
CAT 5e		
	<b>RJ5/05PL-BU</b>	PATCH LEAD CAT 5 0.5M
	<b>RJ5/10PL-BU</b>	PATCH LEAD CAT 5 1.0M
	<b>RJ5/15PL-BU</b>	PATCH LEAD CAT 5 1.5M
	<b>RJ5/20PL-BU</b>	PATCH LEAD CAT 5 2.0M
	<b>RJ5/30PL-BU</b>	PATCH LEAD CAT 5 3.0M
	<b>RJ5/50PL-BU</b>	PATCH LEAD CAT 5 5.0M
	<b>RJ5/100PL-BU</b>	PATCH LEAD CAT 5 10.0M
CAT 6		
	<b>RJ6/05PL-BU</b>	PATCH LEAD CAT 6 0.5M
	<b>RJ6/10PL-BU</b>	PATCH LEAD CAT 6 1.0M
	<b>RJ6/15PL-BU</b>	PATCH LEAD CAT 6 1.5M
	<b>RJ6/20PL-BU</b>	PATCH LEAD CAT 6 2.0M
	<b>RJ6/30PL-BU</b>	PATCH LEAD CAT 6 3.0M
	<b>RJ6/50PL-BU</b>	PATCH LEAD CAT 6 5.0M
CAT 6A		
	<b>RJ6AF8A10LPL-BU</b>	Cat 6A RJ45 Patch Cord, 568A 1m Blue.
	<b>RJ6AF8A20LPL-BU</b>	Cat 6A RJ45 Patch Cord, 568A 2m Blue.
	<b>RJ6AF8A30LPL-BU</b>	Cat 6A RJ45 Patch Cord, 568A 3m Blue.
	<b>RJ6AF8A50LPL-BU</b>	Cat 6A RJ45 Patch Cord, 568A 5m Blue.










PRODUCT IMAGE	PART NUMBER	DESCRIPTION	USE
	<b>DLCLC1M-MM</b>	LC-LC DUPLEX OM1 PATCHLEAD - 1 MTR	OM1 Patch lead
	<b>DLCLC1M-MM4</b>	LC-LC DUPLEX OM4 PATCHLEAD - 1 MTR	OM4 Patch lead
	<b>DSCALC1M-SM</b>	SCA-LC DUPLEX OS2 PATCHLEAD - 1 MTR	SM Patch lead
	<b>DSCLC1M-MM3</b>	SC-LC DUPLEX OM3 PATCHLEAD - 1 MTR	OM3 Patch lead

# Data

## Fibre Cables & Enclosures



FIBRE CABLES			
PRODUCT IMAGE	PART NUMBER	DESCRIPTION	USE
	<b>CAB-IOB-06-SM</b>	6F INDOOR/OUTDOOR BREAKOUT CABLE SM	Backbone Indoor/Outdoor Fibre cable
	<b>CAB-IOR-06-MM3</b>	6F INDOOR/OUTDOOR RISER CABLE OM3 BLACK	Backbone Indoor/Outdoor Fibre cable
	<b>CAB-LT-06-MM</b>	6F LOOSE TUBE CABLE OM1	Backbone underground fibre cable





FIBRE ENCLOSURES			
PRODUCT IMAGE	PART NUMBER	DESCRIPTION	USE
	<b>1RU-F-24MOD</b>	1RU FIXED ENCL (FOR 2 PANELS/24 FIBRE)	Fibre breakout tray rack mount - fixed
	<b>1RU-S-24MOD</b>	1RU SLIDING ENCL (FOR 2 PANELS/24 FIBRE)	Fibre breakout tray rack mount - sliding
	<b>PNL-SC12-D-F1/12</b>	PANEL FLAT (SC DPX 6 PORT 1-12)	SC Duplex panel for MSS Fibre enclosures
	<b>PNL-SC12-S-F1/12</b>	PANEL FLAT (SC SPX 12 PORT 1-12)	SC Simplex/LC Duplex panel for MSS Fibre enclosures
	<b>PNL-ST12-F1/12</b>	PANEL FLAT (ST SPX 12 PORT 1-12)	ST Simplex panel for MSS Fibre enclosures
	<b>WB-12MOD</b>	WALL BOX (FOR 1 PANEL/12 FIBRE)	Wall mount Fibre enclosure
	<b>WB-12MOD-DIN</b>	WALL BOX (1 PANEL/12 FIBRE) DIN MOUNT	DIN Rail mount Fibre enclosure
	<b>WB-12-SCD-IP</b>	WALL BOX (FOR 12-FIBRE SC DUPLEX) IP RATED	IP rated fibre enclosure
	<b>WB-24MOD</b>	WALL BOX (FOR 2 PANELS/24 FIBRE)	Wall mount Fibre enclosure
	<b>WB-FOB-SC</b>	DEFENCE WALL BOX - 8X SC SPX	Defence Wall mount fibre enclosure










# Data




## Fibre Kits & Equipment

FIBRE PIGTAILS AND FANOUT KITS			
PRODUCT IMAGE	PART NUMBER	DESCRIPTION	USE
	<b>FANOUT-12</b>	CORNING/SIECOR FANOUT KIT - 12 FIBRE	Fanout kit for Loose tube cable
	<b>PSC2M/900-MM3-C12</b>	SC OM3 50UM PIGTAILS - 900UM 2M C12PK	Pigtail for fusion splicing
	<b>PLC2M/900-MM3-C12</b>	LC OM1 62.5UM PIGTAILS - 900UM 2M C12PK	Pigtail for fusion splicing
	<b>PSCA2M/900-SMC12</b>	SCA OS1/OS2 SM PIGTAILS - 900UM 2M C12PK	Pigtail for fusion splicing

FIBRE SPLICING EQUIPMENT AND TRAYS			
PRODUCT IMAGE	PART NUMBER	DESCRIPTION	USE
	<b>HSSP-60</b>	HEATSHRINK SPLICE PROTECTOR - 60MM	Fusion splice protector
	<b>SPLICE-24-200FN</b>	SPLICE CASSETTE WITH LID - 24 FIBRE	splice tray
	<b>SPLICER-VIEW-5</b>	FUSION SPLICER KIT VIEW 5 C/W CLEAVER	Fusion Splicer



HAND TOOLS			
PRODUCT IMAGE	PART NUMBER	DESCRIPTION	USE
	<b>TSTRIP-250/900/3MM</b>	JACKET STRIPPER - TRI-HOLE	Fibre stripping & cutting tools
	<b>TSTRIP-280024</b>	LOOSE TUBE CABLE G STRIPPER	Fibre stripping & cutting tools

THRU ADAPTORS			
PRODUCT IMAGE	PART NUMBER	DESCRIPTION	USE
	<b>THRU-LC-D-SM</b>	LC SINGLEMODE DUPLEX THRU-ADAPTOR	LC Duplex Thru Adaptor
	<b>THRU-SCA-D-SM</b>	SCA SINGLEMODE DUPLEX THRU-ADAPTOR	SCA Duplex Thru Adaptor
	<b>THRU-ST-MM</b>	ST MULTIMODE SIMPLEX THRU-ADAPTOR	ST Simplex Thru Adaptor



# Rail Accessories

Cable Accessories

Energy Management

Power Factor Correction

Safety Accessories

Earthing & Lightning Protection

Heatshrink

Earth Rods

Grommet Edging

Circuit Breakers

Safety Gear

Track Bonding


Track Clips

MRD Technologies

PVC Cable Duct







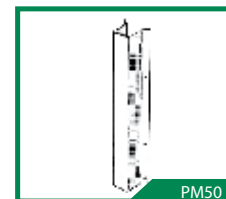
# Rail Accessories

## Cable Accessories




### CABLE COVER

CAT NO	DESCRIPTION Size (mm): Width x Height x Length x Thickness	STD PK
PM50	50 x 50 x 900 x 1.6	10
PM75	75 x 75 x 900 x 1.6	6
PM100	100 x 100 x 900 x 1.6	3
SM2020	20 x 20 x 1200 x 1.6	8
SM2525	25 x 25 x 1200 x 1.6	8
SM3232	32 x 32 x 1200 x 1.6	12
SM3838	38 x 38 x 1200 x 1.6	8
SM5050	50 x 50 x 1200 x 1.6	6
SM7575	75 x 75 x 1200 x 1.6	5
SM100100	100 x 100 x 1200 x 1.6	3
SM150100	150 x 100 x 1200 x 1.6	1
SM10050	100 x 50 x 1200 x 1.6	1
SM150150	150 x 150 x 1200 x 1.6	1







CRS1



CD400N

### CABLE REELERS




CAT NO	DESCRIPTION	STD PK
CRS1	CABLE REEL STAND	1
CD400N	CABLE CADDY WITH HANDLE	1


### UNDERGROUND CABLE ENTRY COVER




CAT NO	DESCRIPTION	STD PK
18-25S	25MM HD PVC CONDUIT (LENGTH 770MM) FITTED WITH GALVANISED STEEL COVER, BENT AT 300 (640MM)	1
18-32S	32MM HD PVC CONDUIT (LENGTH 770MM) FITTED WITH GALVANISED STEEL COVER, BENT AT 300 ( 640MM)	1
18-40S	40MM HD PVC CONDUIT (LENGTH 770MM) FITTED WITH GALVANISED STEEL COVER, BENT AT 300 ( 640MM)	1
18-50S	50MM HD PVC CONDUIT (LENGTH 770MM) FITTED WITH GALVANISED STEEL COVER, BENT AT 300 (640MM)	1



TS15



TS32



TS35




TS35F

### DIN MOUNTED RAILS



CAT NO	DESCRIPTION	STD PK
TS15	CHROMED STEEL MOUNTING RAIL (TOP-HAT) HEIGHT - 5.5MM, WIDTH - 15MM, LENGTH - 2 METRES	20
TS32	CHROMED STEEL MOUNTING RAIL (G-RAIL) HEIGHT - 15MM, WIDTH - 32MM, LENGTH - 2 METRES	20
TS32ALU	ALUMINIUM STEEL MOUNTING RAIL (G-RAIL) HEIGHT - 15MM, WIDTH - 32MM, LENGTH - 2 METRES	20
TS32F	CHROMED STEEL DRILLED MOUNTING RAIL (G-RAIL) SLOTTED 18MM X 6.3MM @ 25MM CENTRES HEIGHT - 15MM, WIDTH - 32MM, LENGTH - 2 METRES	20
TS35	CHROMED STEEL MOUNTING RAIL (TOP-HAT) HEIGHT - 7.5MM, WIDTH - 35MM, LENGTH - 2 METRES	20
TS35ALU	ALUMINIUM STEEL MOUNTING RAIL (TOP-HAT) HEIGHT - 7.5MM, WIDTH - 35MM, LENGTH - 2 METRES	20
TS35C	CHROMED STEEL MOUNTING RAIL (TOP-HAT) HEIGHT - 15MM, WIDTH - 35MM, LENGTH - 2 METRES	10
TS35CALU	ALUMINIUM MOUNTING RAIL (TOP-HAT) HEIGHT - 15MM, WIDTH - 35MM, LENGTH - 2 METRES	20
TS35F	CHROMED STEEL DRILLED MOUNTING RAIL (TOP-HAT) SLOTTED 18MM X 6.3MM @ 25MM CENTRES HEIGHT - 7.5MM, WIDTH - 35MM, LENGTH - 2 METRES	20
TS35CF	CHROMED STEEL DRILLED MOUNTING RAIL (TOP-HAT) SLOTTED 18MM X 6.3MM @ 25MM CENTRES HEIGHT - 15MM, WIDTH - 35MM LENGTH - 2 METRES	10
SPECIFICATION: MOUNTING RAILS ARE MADE UP OF COLD ROLLED STEEL, ELECTRONICALLY ZINC COATED		



# Rail Accessories

## Cable Accessories



CT200W4CK



CT3004CK



SSCT200



VT19200BK



VT12150BK



VT25300RBK



ALG-01

### CABLE TIES - BULK



CAT NO	DESCRIPTION	STD PK
CT1002CK	NATURAL NYLON 100MM (4")	1
CT100W2CK	UV RESISTANT BLACK NYLON 100MM (4")	1
CT1503CK	NATURAL NYLON 150MM (57/8")	1
CT150W3CK	UV RESISTANT BLACK NYLON 150MM (57/8")	1
CT2004CK	NATURAL NYLON 200MM (77/8")	1
CT200W4CK	UV RESISTANT BLACK NYLON 200MM (77/8")	1
CT2804CK	NATURAL NYLON 280MM (111/8")	1
CT280W4CK	UV RESISTANT BLACK NYLON 280MM (111/8")	1
CT3704CK	NATURAL NYLON 370MM (145/8")	1
CT370W4CK	UV RESISTANT BLACK NYLON 370MM (145/8")	1
CT3807CK	NATURAL NYLON 380MM (15")	1
CT380W7CK	UV RESISTANT BLACK NYLON 380MM (15")	1

### STAINLESS STEEL CABLE TIES



CAT NO	DESCRIPTION	STD PK
SSCT200	STAINLESS STEEL CABLE TIES 200MM x 4.6MM	1
SSCT360	STAINLESS STEEL CABLE TIES 360MM x 4.6MM	1

### VELCRO CABLE TIES




CAT NO	DESCRIPTION	STD PK
VT12150BK	VELCRO CABLE TIES 12 X 150 MM BLACK	1
VT12150RBK	VELCRO CABLE TIES ON ROLL 12 X 25 MTRS BLACK 1	1
VT19200BK	VELCRO CABLE TIES 19 X 200 MM BLACK 1	1
VT19200RBK	VELCRO CABLE TIES ON ROLL 19 X 25MTRS BLACK	1
VT25300BK	VELCRO CABLE TIES 25 X 306 MM BLACK 1	1
VT25300RBK	VELCRO CABLE TIES ON ROLL 25 X 25 MTRS BLACK	1

### CABLE LUBRIANT



CAT NO	DESCRIPTION	STD PK
ALG-01	AQUALUBE (TYPE G) CABLE LUBRICANT - 1 LITRE	12



### CABLE TIE MOUNTS

CAT NO	DESCRIPTION	STD PK
TM12124	SELF ADHESIVE CABLE TIE MOUNTS 12MM x 12MM	100
TM1212W4	SELF ADHESIVE CABLE TIE MOUNTS - BLACK 12MM x 12MM	100
TM19194	SELF ADHESIVE CABLE TIE MOUNTS 19MM x 19MM	100
TM1919W4	SELF ADHESIVE CABLE TIE MOUNTS- BLACK 19MM x 19MM	100
TM28284	SELF ADHESIVE CABLE TIE MOUNTS 28MM x 28MM	100
TM2828W4	SELF ADHESIVE CABLE TIE MOUNTS - BLACK 28MM x 28MM	100
TM12124C	SELF ADHESIVE CABLE TIE MOUNTS 12MM x 12MM	10
TM1212W4C	SELF ADHESIVE CABLE TIE MOUNTS - BLACK 12MM x 12MM	10
TM19194C	SELF ADHESIVE CABLE TIE MOUNTS 19MM x 19MM	10
TM1919W4C	SELF ADHESIVE CABLE TIE MOUNTS- BLACK 19MM x 19MM	10
TM28284C	SELF ADHESIVE CABLE TIE MOUNTS 28MM x 28MM	10
TM2828W4C	SELF ADHESIVE CABLE TIE MOUNTS - BLACK 28MM x 28MM	10



TM12124



### TEST TAG

CAT NO	DESCRIPTION	STD PK
LB	LOG BOOK	1
RCDLB	RCD LOG BOOK	1
RCDTT	TEST TAG - RESIDUAL CURRENT DEVICE	1
TTRD	TEST TAG - RED (JANUARY-MARCH)	1
TTGN	TEST TAG - GREEN (APRIL- JUNE)	1
TTBL	TEST TAG - BLUE (JULY-SEPTEMBER)	1
TTYL	TEST TAG - YELLOW (OCTOBER-DECEMBER)	1
TTRB4	TEST TAG - RAINBOW PACK - 4 COLOURS	1
TTOR	TEST TAG - ORANGE (JANUARY-JUNE)	1
TTWH	TEST TAG - WHITE (JULY-DECEMBER)	1
TBK	TEST TAG - BLACK (YEARLY)	1
TTBY	TEST TAG - BURGUNDY (5 YEARLY)	1
TTSLRD	SELF LAMINATE TEST TAG - RED (JAN, MAR)	1
TTSLGN	SELF LAMINATE TEST TAG - GREEN (APRIL, JUNE)	1
TTSLBL	SELF LAMINATE TEST TAG - BLUE (JULY, SEPT)	1
TTSLYL	SELF LAMINATE TEST TAG - YELLOW (OCT, DEC)	1
TTSLRB4	SELF LAMINATE TEST TAG - RAINBOW PACK - 4 COL.	1



LB




TTYL



TTRB4



TTSLBL



# Rail Accessories

## Cable Accessories



NTTSLRD

### TEST TAG



STD PK

CAT NO


DESCRIPTION

NEW SOUTH WALES ONLY

NTTRD	TEST TAG - RED (JANUARY, SEPTEMBER), NSW	1
NTTBL	TEST TAG - BLUE (FEBRUARY, JULY), NSW	1
NTTOR	TEST TAG - ORANGE (MARCH, NOVEMBER), NSW	1
NTTGN	TEST TAG - GREEN (APRIL, AUGUST), NSW	1
NTTWH	TEST TAG - WHITE (MAY, DECEMBER), NSW	1
NTTYL	TEST TAG - YELLOW (JUNE, OCTOBER), NSW	1
NTTBK	TEST TAG - BLACK (YEARLY), NSW	1
NTTBY	TEST TAG - BURGUNDY (5 YEARLY), NSW	1
NTTRB6	TEST TAG - RAINBOW PACK - 6 TEST COLOURS, NSW	1
NTTSLRD	SELF LAMINATING T/TAG RED, NSW	1
NTTSLBL	SELF LAMINATING T/TAG BLUE, NSW	1
NTTSLOR	SELF LAMINATING T/TAG ORANGE, NSW	1
NTTSLGN	SELF LAMINATING T/TAG GREEN, NSW	1
NTTSLWH	SELF LAMINATING T/TAG WHITE, NSW	1
NTTSLYL	SELF LAMINATING T/TAG YELLOW, NSW	1
NTTSLRB6	SELF LAMINATING RAINBOW 6 COLOUR, NSW	1



B22



B22S

### LINE TAPS




STD PK

CAT NO

DESCRIPTION

B22	LINE TAP TO SUIT 16MM2 - PLAIN	100
B24	LINE TAP TO SUIT 35MM2 - PLAIN	50
B25	LINE TAP TO SUIT 70MM2 - PLAIN	25
B26	LINE TAP TO SUIT 95MM2 - PLAIN	20
B28	LINE TAP TO SUIT 185MM2 - PLAIN	5
B22S	LINE TAP TO SUIT 16MM2 - WITH SCREW	1
B24S	LINE TAP TO SUIT 35MM2 - WITH SCREW	1
B25S	LINE TAP TO SUIT 70MM2 - WITH SCREW	1
B26S	LINE TAP TO SUIT 95MM2 - WITH SCREW	1
B28S	LINE TAP TO SUIT 185MM2 - WITH SCREW	1



### CABLE CONNECTORS

CAT NO	DESCRIPTION	STD PK
SC1CL	SINGLE SCREW INSULATED CONNECTORS	1
SC2CL-50	DOUBLE SCREW INSULATED CONNECTORS	1



SC1CL



### DUCTING TAPE

CAT NO	DESCRIPTION	STD PK
25 25DTF	PVC DUCTING TAPE - SILVER/GREY 0.16MM(T) x 48MM(W) x 30MTRS(L) (10 PACKETS PER CARTON)	6



SCC1250




### PVC FLAME RETARDANT ELECTRICAL TAPE

CAT NO	DESCRIPTION	STD PK
25BK	PVC ELECTRICAL TAPE - BLACK 0.18MM(T) x 19MM(W) x 20MTRS(L)	10
25BL	PVC ELECTRICAL TAPE - BLUE 0.18MM(T) x 19MM(W) x 20MTRS(L)	10
25RD	PVC ELECTRICAL TAPE - RED 0.18MM(T) x 19MM(W) x 20MTRS(L)	10
25WH	PVC ELECTRICAL TAPE - WHITE 0.18MM(T) x 19MM(W) x 20MTRS(L)	10
25YG	PVC ELECTRICAL TAPE - YELLOW/GREEN 0.18MM(T) x 19MM(W) x 20MTRS(L)	10
25RB	PVC ELECTRICAL TAPE - RAINBOW PACK	10
	CONTAINING: 2 BLUE, 2 RED, 2 WHITE, 1 YELLOW/GREEN, AND 3 BLACK ROLLS	10
NOTE: UL LISTED FLAME RETARDANT & COLD RESISTANT		



SCA



SCR




25RB



### UNDERGROUND WARNING TAPE

CAT NO	DESCRIPTION	STD PK
UGWT100-500	UNDERGROUND WARNING TAPE (100MM X 500M COIL) "DANGER ELECTRICAL CABLE BELOW"	1
UGWT150-50	UNDERGROUND WARNING TAPE (150MM X 50M COIL) "DANGER ELECTRICAL CABLE BELOW"	1
UGWT150-100	UNDERGROUND WARNING TAPE (150MM X 100M COIL) "DANGER ELECTRICAL CABLE BELOW"	1
UGWT150-500	UNDERGROUND WARNING TAPE (150MM X 500M COIL) "DANGER ELECTRICAL CABLE BELOW"	1
UGWTC150-100	UNDERGROUND WARNING TAPE (150MM X 100M) "WARNING WARNING COMMUNICATION CABLE BELOW"	1
UGWTC150-500	UNDERGROUND WARNING TAPE (150MM X 500M) "WARNING WARNING COMMUNICATION CABLE BELOW"	1




25DT



UGWT150-500





# Rail Accessories

## Cable Accessories



### PVC FLAME RETARDANT ELECTRICAL TAPE




CAT NO	DESCRIPTION	STD PK
18BK	PVC ELECTRICAL TAPE - BLACK 0.18MM(T) X 19MM(W) X 20MTRS(L)	10
18BL	PVC ELECTRICAL TAPE - BLUE 0.18MM(T) X 19MM(W) X 20MTRS(L)	10
18BN	PVC ELECTRICAL TAPE - BROWN 0.18MM(T) X 19MM(W) X 20MTRS(L)	10
18GN	PVC ELECTRICAL TAPE - GREEN 0.18MM(T) X 19MM(W) X 20MTRS(L)	10
18GY	PVC ELECTRICAL TAPE - GREY 0.18MM(T) X 19MM(W) X 20MTRS(L)	10
18OR	PVC ELECTRICAL TAPE - ORANGE 0.18MM(T) X 19MM(W) X 20MTRS(L)	10
18RB	PVC ELECTRICAL TAPE - RAINBOW 0.18MM(T) X 19MM(W) X 20MTRS(L)	10
18RD	PVC ELECTRICAL TAPE - RED 0.18MM(T) X 19MM(W) X 20MTRS(L)	10
18WH	PVC ELECTRICAL TAPE - WHITE 0.18MM(T) X 19MM(W) X 20MTRS(L)	10
18YG	PVC ELECTRICAL TAPE - YELLOW/GREEN 0.18MM(T) X 19MM(W) X 20MTRS(L)	10
(20 PACKETS PER CARTON)		



### CABLE COVER



CAT NO	DESCRIPTION	STD PK
OP15025R	UNDERGROUND CABLE COVER 150MM X 25M ROLL	25
OP20025R	UNDERGROUND CABLE COVER 200MM X 25M ROLL	35
OP30025R	UNDERGROUND CABLE COVER 300MM X 25M ROLL	25
OP30015R	UNDERGROUND CABLE COVER 300MM X 15M ROLL	45
OP15012S	UNDERGROUND CABLE COVER STRIP 150MM X 1.2M	600
OP15020S	UNDERGROUND CABLE COVER STRIP 150MM X 2.0M	600
OP20012S	UNDERGROUND CABLE COVER STRIP 200MM X 1.2M	600
OP20020S	UNDERGROUND CABLE COVER STRIP 200MM X 2.0M	600
OP30012S	UNDERGROUND CABLE COVER STRIP 300MM X 1.2M	600
OP30020S	UNDERGROUND CABLE COVER STRIP 300MM X 2.0M	300



### CABLE SPLICING SYSTEMS CAST RESIN

CAT NO

DESCRIPTION

STD PK

#### STRAIGHT THROUGH CABLE JOINTS - TYPE M

LENGTH(L) INSIDEØ(D) CABLEØ(K) GROSS WEIGHT

MIN MAX

M11	190mm	36mm	14mm	22mm	0.4kg	1
M12	260mm	47mm	14mm	30mm	0.7kg	1
M13S	310mm	55mm	20mm	37mm	1.1kg	1
M14S	350mm	70mm	25mm	42mm	1.6kg	1
M15	530mm	100mm	33mm	55mm	4.9kg	1
M16	705mm	125mm	45mm	74mm	9.2kg	1
MZ00	180mm	24mm	7mm	16mm	0.3kg	1
MZ0	250mm	35mm	16mm	25mm	0.5kg	1

#### BRANCH CABLE JOINTS - TYPE YCP

YCP	130mm	73mm	11mm	25mm	0.4kg	1
-----	-------	------	------	------	-------	---

#### BRANCH CABLE JOINTS - TYPE T

LENGTH(L) INSIDEØ(D) CABLEØ(K) CABLEØ(K1) WEIGHT HEIGHT

min-max min-max

T1	240mm	50mm	9-22mm	9-22mm	0.4kg	138mm	1
T2	267mm	60mm	17-30mm	17-30mm	1.3kg	154mm	1
T2.5	310mm	75mm	21-37mm	21-37mm	2.1kg	183mm	1
T3	354mm	90mm	25-42mm	25-42mm	3.3kg	212mm	1
T4	432mm	110mm	29-52mm	29-52mm	4.9kg	262mm	1
T5	550mm	140mm	40-62mm	29-55mm	8.1kg	290mm	1

#### BRANCH CABLE JOINTS - TYPE Y

LENGTH(L) INSIDEØ(D) CABLEØ(K) CABLEØ(K1) WEIGHT HEIGHT

min-max min-max


Y1	240mm	50mm	9-22mm	9-22mm	1.0kg	106mm	1
Y3	240mm	99mm	25-42mm	21-37mm	2.2kg	145mm	1
Y4	285mm	100mm	29-53mm	21-37mm	2.6kg	165mm	1
Y4.5	335mm	118mm	32-56mm	25-42mm	3.7kg	193mm	1
Y5	382mm	136mm	35-62mm	29-52mm	4.9kg	220mm	1
Y6	570mm	180mm	45-90mm	35-80mm	15.9kg	272mm	1

#### CAST RESIN - TYPE EG - CELLPACK

VOLUME GROSS WEIGHT

EG00	80ml	.0115kg	1
EG0	143ml	0.230kg	1
EG1	286ml	0.410kg	1
EG1.5	370ml	0.520kg	1
EG2	464ml	0.625kg	1
EG3	730ml	0.950kg	1
EG5	1150ml	1.430kg	1





# Rail Accessories

## Cable Accessories

### Beam Clamps



Suits M10 threaded rod.

**BC10H**

Wt: 0.18 kg



Suits M12 threaded rod.

**BC12H**

Wt: 0.25 kg



Available in zinc plated finish only.  
Suits M10 threaded rod only.

**PC10Z**

Wt: 0.05 kg



Available in zinc plated finish only.

**B2749**

Wt: 0.44 kg



Available in zinc plated finish only.

**B2750**

Wt: 0.23 kg




**B2675 and B2675-1**

Wt: 0.19 kg



**B2676 and B2676-1**

Wt: 0.26 kg



## Cable Handling Equipment



### Trench Roller

#### RTR-140

RAISED TRENCH ROLLER  
GUIDE WITH 140MM  
PLASTIC ROLLER



### Rhinorod

#### FRD11-300

RHINOROD REEL  
DISPENSER WITH  
300M X 11MM ROD



### Drum Roller

#### DRR-1000

DRUM ROLLER RAMPS  
DRUM DIA 1.5 m  
DRUMS UP TO 1.5  
TONNE



### Roller ACB0451

OVERHEAD ROLLER  
45 DEG CABLE BLOCK  
FOR 1 CABLE



### Scissor Drum Lifting Set

SLS1-2T - 2 TONNE 2.5M AXLE  
SLS3-4T - 4 TONNE 2.8M AXLE



### Drum Stand

#### DJS-58T


DRUM JACK STAND  
8 TONNE W.L.L MAX  
DRUM 3.3M DIA X 2M  
WIDE



### CABLE REEL STAND

#### CRS-290








# Rail Accessories

## Cable Accessories


### Cable Handling Equipment

#### WIRE CABLE GRIPS


PART No.	SUIT CABLE OD mm	GRIP LENGTH IN mm	
<b><u>Closed Tubular - Single Eye - Flexible - Centre Pull</u></b>			
CP-10-14	10 - 14mm	350	
CP-14-19	14 - 19mm	400	
CP-19-28	19 - 28mm	500	
CP-28-40	28 - 40mm	600	
CP-40-55	40 - 55mm	800	
CP-55-75	55 - 75mm	900	
CP-75-95	75 - 95mm	1000	
CP-95-120	95 - 120mm	1200	
<b><u>Open Tubular - Offset Pull</u></b>			
OP-10-14	10 - 14mm	350	
OP-14-19	14 - 19mm	400	
OP-19-28	19 - 28mm	500	
OP-28-40	28 - 40mm	600	
OP-40-55	40 - 55mm	800	
OP-55-75	55 - 75mm	900	
OP-75-95	75 - 95mm	1000	
OP-95-120	95 - 120mm	1200	
OP-120-150	120 - 150mm	1400	
<b><u>Lace Up - Offset Eye</u></b>			
LP-14-19	14 - 19mm	500	
LP-19-28	19 - 28mm	600	
LP-28-40	28 - 40mm	800	
LP-40-55	40 - 55mm	900	
LP-55-75	55 - 75mm	1000	
LP-75-95	75 - 95mm	1200	
LP-95-120	95 - 120mm	1400	

#### SWIVELS

Manufactured with ball bearings and precision machined from high strength steel.

PART No.	DESCRIPTION	DIAMETER	
SSW 19CC	Swivel	19mm	
SSW 25CC	Swivel	25mm	
SW VL 7T	Swivel	28mm	
SW VL 10T	Swivel	40mm	






## Termination & Joint Kits

**SPECIAL RAIL KITS  
TERMINATIONS HV & LV  
&  
JOINTING KITS HV & LV**



Part no	Description	TERMINATION KITS
<b>PTC-TK-100</b>	2.2kV 2 core PVC SWA 16mm <sup>2</sup> cable in/outdoor (underground power)	
<b>PTC-TK-150-0</b>	6.6kV 2 core HV XLPE 16mm <sup>2</sup> cable outdoor (underground power)	
<b>PTC-TK-150-I</b>	6.6kV 2 core HV XLPE 16mm <sup>2</sup> cable indoor (underground power)	
<b>PTC-TK-200-0</b>	1500V DC 1 core for 1.9/3.3kV 400mm <sup>2</sup> cable outdoor (under & over)	
<b>PTC-TK-200-I</b>	1500V DC 1 core for 1.9/3.3kV 400mm <sup>2</sup> cable indoor (under & over)	
Part no	Description	JOINT KITS
<b>PTC-JK-100</b>	2.2kV 2 core PVC SWA PVC 16mm <sup>2</sup> cable (underground power)	
<b>PTC-JK-101</b>	2.2kV 2 core paper/lead 16mm <sup>2</sup> cable (underground power)	
<b>PTC-JK-150</b>	6.6kV 2 core HV XLPE 16mm <sup>2</sup> cable (underground power)	
<b>PTC-JK-400</b>	1500V DC 1 core screened 1.9/3.3kV 400mm <sup>2</sup> cable (under & over)	
<b>PTC-JK5</b>	2 pair joint closure with WCSM outer (signalling cable)	



# Rail Accessories

## Cable Accessories

### Critchley Markers

#### **K-TYPE MARKERS & CARRIER STRIPS**

(Yellow Markers with Black Lettering)



**K-type** markers & carrier strips are ideal for identifying large cables, conduit & pipes, either before or after termination. The standard carrier has slotted ends allowing fastening with cable ties, whilst the universal carrier features a hole at one end to provide 'flag' fixing.



- \* Versatile marking system for cables, cable bundles & conduit
- \* Two styles of carrier strips holding from 7 to 18 markers

- \* Large characters for good legibility
- \* Wide range of fixing methods

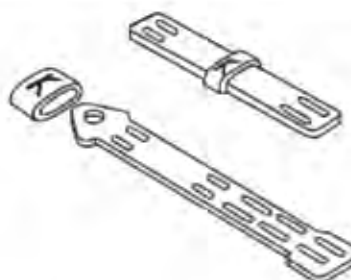
**K-TYPE MARKERS** available in A-Z, 0-9 & Symbols.


PART No.	CABLE SIZE	CABLE DIA	MARKER LENGTH	PACK SIZE
KS65RLYW-	4.2-7.0mm <sup>2</sup>	4.0-10mm	6mm	500
(nominate letter or number required)				



#### **K-TYPE CARRIER STRIPS**

PART No.	DESCRIPTION	CAPACITY	PACK SIZE
1132	Carrier strip	7 Digits	500
1131	Carrier strip	12 Digits	500
1130	Carrier strip	18 Digits	250





## Critchley Markers

### Z-TYPE MARKERS

available in A-Z, 0-9 & Symbols.



(White Markers with Black Lettering & Colour coding option)



Z-type markers have an expanding gusset enabling each marker size to accommodate a wide range of cable sizes.

The size range allows marking of cables from 0.5mm<sup>2</sup> to 35mm<sup>2</sup>

PART No.	CABLE SIZE	CABLE DIA	APPLICATOR	PACK SIZE
ZS09BSWE-	1.5 mm	2.5-4.0mm	1252	1000
ZS11BSWE-	2.5mm	2.9-4.7mm	1253	1000
ZS13BSWE-	4mm	3.4-5.7mm	1254	1000
ZS15BSWE-	6mm	3.8-6.3mm	1255	1000
ZS18BSWE-	10mm	4.3-6.9mm	1256	500
ZS23BSWE-	16mm	5.5-8.9mm	Not Required	500
ZS35BSWE-	25mm	7.9-12.7mm	Not Required	250

(nominate letter or number required)

### PERMARK MARKERS

These 316 stainless steel markers are pre-marked to customer requirements they have excellent resistance to weather extremes, corrosive marine and industrial atmospheres




Excellent resistance to a variety of hydrocarbons, acids, Organic chemicals, alkalis & inorganic salts.

One piece 316 stainless steel construction.

Mark will endure the lifetime of the Permark S/S marker.












# Rail Accessories

## Cable Accessories


SWITCHES			
PRODUCT IMAGE	PART NUMBER	DESCRIPTION	USE
	95733012	Socomec ATyS transfer switch	<p>ATYS P Auto Transfer Switch with Advanced Logic.</p> <p>Automatic Transfer Switches used for switching a load between two power sources with positive break indication. Range incorporates functions including energy management, recording of events, communications etc.</p>
	95734012		
	95733016		
	95734016		
	95733020		
	95734020		
	95733025		
	95734025		
	95733031		
	95734031		
	95733040		
	95734040		
	95733050		
	95734050		
	95733063		
	95734063		
	95733080		
	95734080		
	95733100		
	95734100		
	95733120		
	95734120		
	95733160		
	95734160		

ENCLOSURES			
PRODUCT IMAGE	PART NUMBER	DESCRIPTION	USE
	SMB3	Polyethelyne Enclosure IP54	Polyethelyne enclosure 370 mm * 400mm * 210mm working depth 185mm Pole Mounting Brackets available
		Polyethelyne Enclosure IP54	Polyethelyne enclosure 510mm * 250mm * 195 mm working depth 185mm Mounting Brackets available
	SMB5	15% cooler than metal boxes high impact resistant	
		Polyethelyne Pillars	Currently used as supply pillars up to 400amp can be customised to suit various applications single door or double door options available. Tested and approved to Australian standards



ENCLOSURES			
PRODUCT IMAGE	PART NUMBER	DESCRIPTION	USE
	ARCA 302015 ARCA 403015 ARCA 403021 ARCA 504021 ARCA 604021 ARCA 705030 ARCA 806030	ARCA Enclosures	Fibox thermoplastic cabinets enclose and protect your equipment and devices in all conditions, even in the harshest and most demanding environments. Strong as Stainless Steel, UV Resistant to 20years and at a fraction of the weight.
	EKOM12066 EKOM12086 EKOM12126 EKOM14066 EKOM14086 EKOM14185	Eldon EKOM aluminium outdoor cabinets	The Eldon EKOM range is designed with anti-vandalism and corrosion protection in mind. The aluminum in combination with the double walls, is the ideal solution for optimum heat management, ensuring performance of electronic equipments. Eldon EKOM range satisfies the toughest demands in Rail & Roadways Traffic Applications, and Telecommunication Systems.
	CPTPSC112230IR CPTPSC125N CPTPSC125230IR CPTPSC150N CPTPSC1100N CPTPSC212230IR CPTPSC225230IR CPTPSC412400IR CPTPSC425400IR CPTPSM120230IR CPTPSM120N CPTPSM140230IR CPTPSM140N CPTPSM220230IR CPTPSM240230IR CPTPSM420400IR CPTPSM440400IR	Surge diversion	Cirprotec DIN rail mounted surge diverters.  The PSC and PSM pluggable range of surge protection devices are designed for protection against voltage transients.
	ASR0302015-316 ASR0362415-316 ASR0403021-316 ASR0504021-316 ASR0406021-316 ASR0604021-316 ASR0606021-316 ASR0606030-316 ASR0806021-316 ASR0806030-316 ASR0808030-316 ASR1008030-316 ASR1208030-316 ASR1208040-316 ASR1408040-316 EKSS18064-316 EKSS18084-316 EKSS18104-316 EKSS20084-316	Eldon Stainless Steel Wall Mount & Floor-Standing	The Eldon ASR range, designed with cleanliness and ingress protection in mind, provides high resistance to corrosion and ensures performance of equipment. Intended for harsh environments, the ASR range is the ideal solution for food and chemical industries, pharmaceutical plants, outdoor applications and marine environments.  With an innovative improved design, the Multi-K stainless steel range is designed with cleanliness and ingress protection in mind. Fully compatible with MultiFlex range of accessories, the EKSS range is the ideal solution for food and chemical industries, outdoor applications and marine environments.







# Rail Accessories

## Cable Accessories




### PULLING RODS


PRODUCT IMAGE	PART NUMBER	DESCRIPTION	USE
	<b>SCL4580YSD</b> <b>4.5mm x 80m</b> <b>SCL60125YMD</b> <b>6mm x 125m</b> <b>SCL75125YMD</b> <b>7.5mm x 125m</b> <b>SCL75150YMD</b> <b>7.5mm X 150m</b>	Made from high quality fibreglass strands, coated Polypropylene (PP) to give a unique combination of strength and durability, for greater wear resistance. fibreglass core gives power & pushing stability whereas the PP coating reduces friction to a minimum. added feature, all diameters have a central copper trace wire, making it ideal for all locating type applications, and can also be used as part of a CCTV pipe/conduit or cleaning system.	Ease of installation of Power and Data cables Trace wire allows ease of locating buried conduits.

### METERS


PRODUCT IMAGE	PART NUMBER	DESCRIPTION	USE
	<b>EM111DINAV81XO1X</b> <b>EM111DINAV81XS1X</b> <b>EM21072DAV53XOSX</b> <b>EM21072DAV53XOXX</b> <b>EM2172RVV23XOXX</b> <b>EM2172RVV33XOXX</b> <b>EM2172RVV53XOXX</b> <b>EM24DINAV93XR2X</b> <b>EM24DINAV93XISX</b> <b>EM27072DMV53X2SX</b> <b>EM27072DMV53XOSX</b> <b>WM30A5HXXXS1XX</b> <b>WM5A5H01003</b> <b>NEMO96HD</b>	Meters (Energy)	Carlo Gavazzi Energy Meters EM100, EM210, EM24, EM270, WM30, WM5 series of meters. Carlo Gavazzi's broad range of power and multifunction meters cover all requirements from basic kWh recording to full high end system power analysis.

### ACCESSORIES

PRODUCT IMAGE	PART NUMBER	DESCRIPTION	USE
	<b>2711R-T4T</b> <b>2711R-T7T</b> <b>2711R-T10T</b>	HMI's	The new 2711R PanelView™ 800 series Graphic Terminals are panel-mount display devices offering keypad or touch screen options for operator input. These graphic terminals are available in 4...10 in. display sizes. They include 800 MHz CPU processors, high-resolution displays with LED backlight supporting 65K colors, and high flash memory and dynamic memory. The built-in Ethernet and serial communication ports support a variety of networks.
	<b>2080-LC20-20QBB</b> <b>2080-LC20-20QWB</b>	Micro PLC's	Micro 820 PLC Controller The Micro820™ 20-pt controller is specifically designed for smaller standalone machines and remote automation projects, with features such as embedded Ethernet and Serial ports, as well as a microSD™ slot for data logging and recipe management.
	<b>COSY131N1</b> <b>FLEXY201N</b>	Prosoft	The Cosy (COmmunication made eaSY) is an industrial VPN router designed to offer easy remote access, across the internet, to machines and installations on customer sites or in the field. With the Cosy you can troubleshoot machines remotely without going on site, drastically reducing support costs.  The Flexy is an industrial modular machine-to-machine (M2M) router and data gateway designed for data monitoring, alarming (SMS and email) and data collection. The Flexy provides the capability to communicate universally with the most varied field equipment, regardless of the protocol used. This is increasingly important in an environment where communication technologies are constantly changing.



ISO SOCKETS			
PRODUCT IMAGE	PART NUMBER	DESCRIPTION	USE
	ISOSO310PGLB	ISO Socket Outlets	<p>Socket Outlets 250V AC, 10-50A</p> <p>The ISO range of socket outlets is available with or without a back box providing the user with flexibility to mix and match units as required.</p>
	ISOSO310PROLB		
	ISOSO310PRWLB		
	ISOSO310LPGLB		
	ISOSO310LPROLB		
	ISOSO310LPRWLB		
	ISOSO315PGLB		
	ISOSO315PROLB		
	ISOSO315PRWLB		
	ISOSO320PGLB		
	ISOSO320PROLB		
	ISOSO332PGLB		
	ISOSO332PROLB		
	ISOSO410PGLB		
	ISOSO410PROLB		
	ISOSO410PRWLB		
	ISOSO420PGLB		
	ISOSO420PROLB		
	ISOSO420PRWLB		
	ISOSO432PGLB		
	ISOSO432PROLB		
	ISOSO432PRWLB		
	ISOSO440PGLB		
	ISOSO440PROLB		
	ISOSO450PGLB		
	ISOSO450PROLB		
	ISOSO510PGLB		
	ISOSO510PROLB		
	ISOSO510PRWLB		
	ISOSO520PGLB		
	ISOEX310P	ISO Extension Sockets	<p>The ISO range of extension sockets is available in single and three phase versions. Covering a large current range from 10A to 50A, the range is available in Electric Orange and Resistant Orange (RO) material.</p>
	ISOEX310PRO		
	ISOEX315P		
	ISOEX315PRO		
	ISOEX320P		
	ISOEX320PRO		
	ISOEX332P		
	ISOEX332PRO		
	ISOEX410P		
	ISOEX410PRO		
	ISOEX420P		
	ISOEX420PRO		
	ISOEX432P		
	ISOEX432PRO		
	ISOEX440P		
	ISOEX440PRO		
	ISOEX450P		
	ISOEX450PRO		
	ISOEX510P		
	ISOEX510PRO		
	ISOEX520P		
	ISOEX520PRO		
	ISOEX532P		
	ISOEX532PRO		
	ISOEX540P		
	ISOEX540PRO		
	ISOEX550P		
	ISOEX550PRO		






# Rail Accessories


## Cable Accessories

INLETS			
PRODUCT IMAGE	PART NUMBER	DESCRIPTION	USE
	ISOAI310PG	Appliance Inlets (Including Backboxes)	The ISO range of Appliance Inlets are available in single and three phase versions. Covering a large current range from 10A to 50A, the range is available in Grey (G) and Resistant Orange (RO) material.
	ISOAI315PG		
	ISOAI320PG		
	ISOAI332PG		
	ISOAI410PG		
	ISOAI420PG		
	ISOAI432PG		
	ISOAI440PG		
	ISOAI450PG		
	ISOAI510PG		
	ISOAI520PG		
	ISOAI532PG		
	ISOAI540PG		
	ISOAI550PG		
	ISOAI310PGLB	Appliance Inlets (Less Back Box)	ISO range of Appliance Inlets Less back box. This range of Appliance Inlets are available in single and three phase versions. Covering a large current range from 10A to 50A, the range is available in Grey (G) and Resistant Orange (RO) material.
	ISOAI310PROLB		
	ISOAI315PGLB		
	ISOAI315PROLB		
	ISOAI320PGLB		
	ISOAI320PROLB		
	ISOAI332PGLB		
	ISOAI332PROLB		
	ISOAI410PGLB		
	ISOAI410PROLB		
	ISOAI420PGLB		
	ISOAI420PROLB		
	ISOAI432PGLB		
	ISOAI432PROLB		
	ISOAI440PGLB		
	ISOAI440PROLB		
	ISOAI450PGLB		
	ISOAI450PROLB		
	ISOAI510PGLB		
	ISOAI510PROLB		
	ISOAI520PGLB		
	ISOAI520PROLB		
	ISOAI532PGLB		
	ISOAI532PROLB		
	ISOAI540PGLB		
	ISOAI540PROLB		
	ISOAI550PGLB		
	ISOAI550PROLB		

TEMPORARY SITE BOARDS			
PRODUCT IMAGE	PART NUMBER	DESCRIPTION	USE
	<b>Polytemp01</b> <b>Polytemp 03</b>	Temporary site boards	Unique temporary site boards made with Polyethelyne outer shell 30% lighter than metal constructions, will not conduct electricity, will not dent, scratch, rust or attract lightning strikes. 15% cooler than standard metal construction.








PROCONNECT PLUGS & SOCKETS			
PRODUCT IMAGE	PART NUMBER	DESCRIPTION	USE
 	<b>3PS1D1NE01</b> <b>3PS1A1NE01</b> <b>3PS1D30E01</b> <b>3PS1A30E01</b> <b>3PS1D3NE01</b> <b>3PS1A3NE01</b> <b>3PS16D1NE01P</b> <b>3PS16A1NE01P</b> <b>3PS16D30E01P</b> <b>3PS16A30E01P</b> <b>3PS16D3NE01P</b> <b>3PS16A3NE01P</b>	Proconnect	<p>The 3PS isolating plugs and sockets from Proconnect are available in five sizes: 30A, 50A, 90A, 150A and 250A. The benefits of the isolating plugs and sockets are that it eliminates the need for a switch and ensures that power is available where</p> <p>and when it is required with complete safety to the operator. The socket outlet and appliance inlet are interlocked and then switched when engaged, making the connection and disconnection under load, safe and reliable.</p>
	<b>3PS3D1NE01</b> <b>3PS3A1NE01</b> <b>3PS3D30E01</b> <b>3PS3A30E01</b> <b>3PS3D3NE01</b> <b>3PS3A3NE01</b> <b>3PS32D1NE01P</b> <b>3PS32A1NE01P</b> <b>3PS32D30E01P</b> <b>3PS32A30E01P</b> <b>3PS32D3NE01P</b> <b>3PS32A3NE01P</b> <b>3PS6D1NE01</b> <b>3PS6A1NE01</b> <b>3PS6D30E01</b> <b>3PS6A30E01</b> <b>3PS6D3NE01</b> <b>3PS6A3NE01</b> <b>3PS63D1NE01P</b> <b>3PS63A1NE01P</b> <b>3PS63D30E01P</b> <b>3PS63A30E01P</b> <b>3PS63D3NE01P</b> <b>3PS63A3NE01P</b> <b>3PS9D1NE01</b> <b>3PS9A1NE01</b> <b>3PS9D30E01</b> <b>3PS9A30E01</b> <b>3PS9D3NE01</b> <b>3PS9A3NE01</b> <b>3PS9D1NE01P</b> <b>3PS9A1NE01P</b> <b>3PS9D30E01P</b> <b>3PS9A30E01P</b>	Proconnect	<p>The 3PS isolating plugs and sockets from Proconnect are available in five sizes: 30A, 50A, 90A, 150A and 250A. The benefits of the isolating plugs and sockets are that it eliminates the need for a switch and ensures that power is available where</p> <p>and when it is required with complete safety to the operator. The socket outlet and appliance inlet are interlocked and then switched when engaged, making the connection and disconnection under load, safe and reliable.</p>



# Rail Accessories


## Cable Accessories

RELAYS			
PRODUCT IMAGE	PART NUMBER	DESCRIPTION	USE
	<b>DMB51CW24</b> <b>DMB01CM24</b> <b>DMB01DM24</b>	Monitoring Relays	The multifunction timing relays include 7 selectable functions: ON Delay, Interval, Interval on trigger open, Double Interval, OFF Delay, Symmetrical Recycler ON first, Symmetrical Recycler OFF first.
  	<b>RD3AF12</b> <b>RD3AF14</b> <b>RD3AF15</b> <b>RD3AF1H</b> <b>RD3AF1N</b> <b>RD1B212</b> <b>RD1B214</b> <b>RD1DF14</b> <b>RD1EP212</b> <b>RD1EP214</b> <b>RD1EP21H</b> <b>RD3E217B</b> <b>RD3E21HB</b> <b>TDGA2</b> <b>TDGB2</b> <b>TDGH2</b> <b>TDGC2</b> <b>TDGD2</b> <b>TDGE2</b> <b>TDGF2</b> <b>TDAA2</b> <b>TDAB2</b> <b>TDAC2</b>	Earth Leakage Relays	The IME range of DIN mount and Panel mount earth leakage relays and core balance toroids. Wide range of earth leakage relays perfectly suited for earth fault protection of equipment and the limitation of touch voltages where automatic disconnection of supply is required
  	<b>P14NB11A4B0540A</b> <b>P14NB11C4C0540A</b> <b>P14NB16A8C0540A</b> <b>P14D811A4C0540A</b> <b>P14DB11A4C0540A</b> <b>P14DB11C4C0540A</b> <b>P14DB16A8C0540A</b> <b>TXCR11KV-415V-100KVA</b> <b>TXCR11KV-415V-200KVA</b> <b>TXCR11KV-415V-315KVA</b> <b>TXCR11KV-415V-500KVA</b> <b>TXCR11KV-415V-750KVA</b> <b>TXCR11KV-415V-1000KVA</b> <b>TXCR11KV-415V-1500KVA</b> <b>TXCR11KV-415V-2000KVA</b> <b>TXCR11KV-415V-3000KVA</b> <b>TXCR22KV-415V-100KVA</b> <b>TXCR22KV-415V-200KVA</b> <b>TXCR22KV-415V-315KVA</b> <b>TXCR22KV-415V-500KVA</b> <b>TXCR22KV-415V-750KVA</b> <b>TXCR22KV-415V-1000KVA</b> <b>TXCR22KV-415V-1500KVA</b> <b>TXCR22KV-415V-2000KVA</b>	MV Transformers, Alstom Protection relays	<p>P14 Non-Directional and Directional Agile feeder relays. These devices bring the design rigor and technology of transmission applications to the entire utility and industrial market</p> <p>Trafo Cast Resin type distribution transformers offer a safer and easier solution for customers due to lower fire potential and reduction in maintenance requirements. Cast Resin transformers from NHP suit a wide variety of applications in industry, mining, construction and energy utilities. Due to the flame-resistant and self-extinguishing materials used, they are perfect for indoor and special applications like rail, hospitals, datacenters, high rise buildings and highly ecological environments.</p>




# Rail Accessories

## Cable Accessories




SIGNALLING			
PRODUCT IMAGE	PART NUMBER	DESCRIPTION	USE
	<b>855TB00XN3</b> <b>855TB00XN4</b> <b>855TB00XN5</b> <b>855TB00XN6</b> <b>855TB00XN7</b> <b>855TB00XN8</b> <b>855TB24DN3</b> <b>855TB24FN3</b> <b>855TB24TL3</b> <b>855TB24DN4</b> <b>855TB24FN4</b> <b>855TB24BR4</b> <b>855TB24DN5</b> <b>855TB24FN5</b> <b>855TB24TL5</b> <b>855TB20DN3</b> <b>855TB20FN3</b> <b>855TB20TL3</b> <b>855TB20DN4</b> <b>855TB20FN4</b> <b>855TB20BR4</b> <b>855TB20DN5</b> <b>855TB20FN5</b> <b>855TB20TL5</b> <b>855TBCB</b> <b>855TBSB</b> <b>855TBVM</b> <b>855TBPM10</b> <b>855TBPM25</b> <b>855TBPM40</b> <b>855BTM</b> <b>855TBSPM10</b> <b>855TBSPM25</b>	Signalling	The Allen Bradley 855T tower lights have a 70mm diameter and are available in stacking configurations of 1 to 5 modules high. Surface, vertical, quick release, or pole mounting options.
	<b>MOX80-02A</b> <b>MOX80-02R</b> <b>MOX80-02G</b> <b>MOX80-04A</b> <b>MOX80-04R</b> <b>MOX80-04G</b> <b>MOX195-02WHA</b> <b>MOX195-02WHR</b> <b>MOX195-05WHA</b> <b>MOX195-05WHR</b> <b>MOLED80-02A</b> <b>MOLED80-02R</b> <b>MOLED80-02G</b> <b>MOLED80-02B</b> <b>MOLED80-04A</b> <b>MOLED80-04R</b> <b>MOLED80-04G</b> <b>MOLED80-04B</b> <b>MOLEDA125-01</b> <b>MOLED125-02A</b> <b>MOLED125-02R</b> <b>MOLED125-02G</b> <b>MOLED125-02B</b> <b>MOLED125-04A</b> <b>MOLED125-04R</b> <b>MOLED125-04G</b> <b>MOLED125-04B</b>	Signalling	Xenon and LED beacons in multiple colours (Amber, Red, Green, Blue). Available in different modes of operation including static and flashing modes. Voltage options 10-100 VDC and 85-265 VAC depending upon series model.
PRODUCT IMAGE	PART NUMBER	DESCRIPTION	USE
	<b>Custom</b>	DC SWITCHBOARDS Designed and built to Rail standards and SLD	DC SIGNALLING









# Rail Accessories

## Energy Management

ENERGY MANAGEMENT			
PRODUCT IMAGE	PART NUMBER	DESCRIPTION	USE
	<b>CDT18G2</b> <b>CDT24G2</b> <b>CDT36G2</b> <b>CDT48G2</b> <b>CDT60G2</b> <b>CDT72G2</b> <b>CDT 84G2</b> <b>CDT96G2</b> <b>CDT18OO2</b> <b>CDT24OO2</b> <b>CDT36OO2</b> <b>CDT48OO2</b> <b>CDT60OO2</b> <b>CDT72OO2</b> <b>CDT84OO2</b> <b>CDT96OO2</b> <b>EVA3160H</b> <b>EVA3250H</b> <b>CPD18G2</b> <b>CPD24G2</b> <b>CPD36G2</b> <b>CPD48G2</b> <b>CPD60G2</b> <b>CPD72G2</b> <b>CPD84G2</b> <b>CPD96G2</b> <b>CPD18OO2</b> <b>CPD24OO2</b> <b>CPD36OO2</b> <b>CPD48OO2</b> <b>CPD60OO2</b> <b>CPD72OO2</b> <b>CPD84OO2</b> <b>CPD96OO2</b>	Power Distribution Panels	<p>The Multi-Purpose Panelboard for DIN-T or Safe-T MCBs. The Concept Plus range is a general purpose indoor panelboard designed for the commercial and industrial sectors. Concept Plus is a modular design that will accept either DIN-T or Safe-T circuit breakers and associated accessory devices.</p> <p>The Premium Panelboard for DIN-T, Safe-T MCBs or Tembreak MCCBs. The Concept Premier 2 range is a premium IP66 panelboard designed commercial and industrial applications. Concept Premier is a modular design that will accept either DIN-T, Safe-T or Terasaki MCCB circuit breakers and associated accessory devices.</p>
	<b>EM2SERVERSOFTBASE</b> <b>EM2SERVERSOFTKIT100</b> <b>EM2SERVERSOFTKIT40</b> <b>EM2SERVERSOFTKIT60</b> <b>EM2SERVERSOFTKIT80</b> <b>VMUCEMAWSSUX</b>	EM2 Software (Carlo G)	<p>The Carlo Gavazzi Energy Management software offering encompasses a range of products to meet your energy management and monitoring requirements.</p>





ENERGY MANAGEMENT			
PRODUCT IMAGE	PART NUMBER	DESCRIPTION	USE
	FN3420304803	Harmonic filters	<p>Active harmonic filtering (AHF) is the process by which an adaptive waveform is injected back into the network corresponding to the exact shape of the non-linear portion of the load current. The AHF introduces this adaptive current into the load at the point of connection. Unlike passive harmonic filters, these filters can provide harmonic mitigation under any load conditions up to their rated capacity and 4-wire versions can compensate both single-phase and three-phase non-linear loads.</p>
	FN3420504803		
	FN34201004803		
	FN34201204803		
	FN34202004803		
	FN34202504803		
	FN34203004803		
	FN3430304004		
	FN3430604004		
	FN34301004004		
	FN34301204004		
	FN34302004004		
	FN34302504004		
	FN34303004004		
	FN34101044		
	FN34101344		
	FN34101644		
	FN34102433		
	FN34103233		
	FN34103833		
	FN34104534		
	FN34106034		
	FN34107535		
	FN34109035		
	FN341011035		
	FN341015040		
	FN341018040		
	FN341021040		
	FN341026099		
	FN341032099		
	LTCS250P3CON72V	DC switching Traction contactors	<p>The LTCS series contactors, thanks to their excellent balance between dimensions, performance and strength are suitable for all applications which demand a compact device. Their design encouraged applications where high operating frequencies and small spaces are important requirements.</p>
	LTCS250P2CON24V		
	LTCS250P2CON220		
	LTCS250P2CON110		
	LTCS250P1CON220		
	LTCS250P1CON110		
	LTCS100P1110VDC		
	LTCS100P1220VDC		
	LTCS100P124VDC		
	LTCS100P148VDC		
	LTCS100P1NC110V		
	LTCS100P1NC24VD		
	LTCS100P2110VDC		
	LTCS100P2220VDC		
	LTCS100P224VDC		






# Rail Accessories


## Energy Management

LIGHTING			
PRODUCT IMAGE	PART NUMBER	DESCRIPTION	USE
	EXEL215LAU	Hazardous area	<p>NHP has an extensive range of hazardous area lighting and in-house lighting designs to improve efficiency by lowering energy consumption, minimising maintenance requirements and reducing installation costs.</p> <p>These include linear, flood and pendant types (including LED).</p>
	EXEL230LAU		
	EXEL215LEF4AU		
	EXEL230LEF4AU		
	EXEL215LEXIT24M		
	EXEL215LEXITL24M		
	EXEL215LEXITR24M		
	EXEL218MAU		
	EXEL236MAU		
	EXEL218EF4AU		
	EXEL236EF4AU		
	EXEL218EXIT24M		
	EXEL218EXITL24M		
	EXEL218EXITR24M		
	EXEN218AU		
	EXEN236AU		
	EXEN218EF4AU		
	EXEN236EF4AU		
	EXEN218EXIT24M		
	EXEN218EXITL24M		
	EXEN218EXITR24M		
	FLFE222L		
	FLFE218		
	FLFE236		
	FLFE258		
	FLFE218EF4		
	FLFE236EF4		
	FLFE218EXIT24M		
	FLFE218EXITL24M		
	FLFE218EXITR24M		
	EWL80		
	EWL8024		
	EWL10040		
	EWL100		
	TIGER250HA		
	TIGER400HA		
	EWAE5080IM5		
	EWAE50100IM6		



POWER FACTOR CORRECTION			
PRODUCT IMAGE	PART NUMBER	DESCRIPTION	USE
	<b>PFCW1004S1A</b> <b>PFCW502S1A</b> <b>PFCW503S1A</b> <b>PFCW623S1A</b> <b>PFCW753S1A</b> <b>PFCW874S1A</b>	Power Factor Correction Units Wall Mount	NHP's wall-mount Power Factor Correction solutions provide reactive compensation from 50kVAr up to 100kVAr, in a compact enclosure. Ideal for installations where floor space comes at a premium, such as inner city locations and commercial estates.
	<b>PFCE5GLB100C1A</b> <b>PFCE5GLB150C1A</b> <b>PFCE5GLB200B1A</b> <b>PFCE5GLB200C1A</b> <b>PFCE5GLB250A1A</b> <b>PFCE5GLB250B1A</b> <b>PFCE5GLB300A1A</b> <b>PFCE5GLB350A1A</b> <b>PFCE5GLB350B1A</b> <b>PFCE5GLB400A1A</b> <b>PFCE5GLB400B1A</b> <b>PFCE5GLB450A1A</b> <b>PFCE5GLB450B1A</b> <b>PFCE5GLB500A1A</b> <b>PFCE5OLB100C1A</b> <b>PFCE5OLB150C1A</b> <b>PFCE5OLB200B1A</b> <b>PFCE5OLB200C1A</b> <b>PFCE5OLB250A1A</b> <b>PFCE5OLB250B1A</b> <b>PFCE5OLB300A1A</b> <b>PFCE5OLB350A1A</b> <b>PFCE5OLB350B1A</b> <b>PFCE5OLB400A1A</b> <b>PFCE5OLB400B1A</b> <b>PFCE5OLB450A1A</b> <b>PFCE5OLB450B1A</b> <b>PFCE5OLB500A1A</b>	Power Factor Correction Units Floor Standing	PFC Economy Range, load break switch, Grey and Orange options. NHP's economical choice in Power Factor Correction systems allows reactive power compensation from 100 kVAr to 500 kVAr whilst maintaining a compact footprint for easy installation. The system comes as standard with 7% detuning reactors to protect against harmonic resonances from the 5th order and higher.
	<b>NPFCRL8</b> <b>NPFCRG8</b>	Power Factor Controller	For the automatic switching of capacitor banks to achieve target power factor, NHP provide controllers with intuitive easy to use interface and options to cover all application requirements.





# Rail Accessories

## Safety Accessories



### LOCK OUT TAGS

CAT NO	DESCRIPTION	STD PK
MMS-005	LOCK OUT TAG - "OUT OF SERVICE"	1
MMS-41	LOCK OUT TAG - "DO NOT OPERATE"	1
MMS-23	LOCK OUT TAG - "DO NOT OPERATE ELECTRICIANS @ WORK"	1



MMS-23



CWT

### SAFETY & WARNING STICKERS/TAPE



CAT NO	DESCRIPTION	STD PK
CWT	"DANGER CONSTRUCTION WIRING" TAPE 24MM(W) X 66MTRS(L)	1
CAT100	SAFETY & WARNING STICKERS & MARKERS	1



### VOLTAGE TESTERS


CAT NO	DESCRIPTION	STD PK
050253	DUSPOL EXPERT VOLTAGE & CONTINUITY TESTER	1
050254	DUSPOL COMBINATION TESTER WITH SOLAR POWER	1
050255	DUSPOL DIGITAL PLUS VOLTAGE TESTER	1
050257	DUSPOL ANALOG VOLTAGE TESTER	1
050258	DUSPOL DIGITAL LC VOLTAGE TESTER	1
010910	TESTER CASE FOR 05255 & 05256 TESTERS	1




050253



050255



050256



### FIRE SAFETY ACCESSORIES


CAT NO	DESCRIPTION	STD PK
<b>R962ABE</b>	0.9KG, DRY POWDER FIRE EXTINGUISHER, RECHARGEABLE, RATED 10 - BE - CLAMSHELL PACK	6
<b>WRS107</b>	1M X 1M FIRE BLANKET, COMPACT, EASY TO USE WHITE PLASTIC DISPENSER - CLAMSHELL PACK	2
<b>FPILLOW-S</b>	FPILLOW-S FIRE PILLOW - SMALL - 300X100X25MM 100	100
<b>FPILLOW-M</b>	FPILLOW-M FIRE PILLOW - MEDIUM - 300X200X40MM 45	45
<b>FPILLOW-L</b>	FPILLOW-L FIRE PILLOW - LARGE - 300X300X40MM 30	30
<b>X500</b>	X500 TEST SMOKE - 120G, OZONE SAFE, LOW RESIDUE FORMULA	12



R962ABE



WRS107



# Rail Accessories

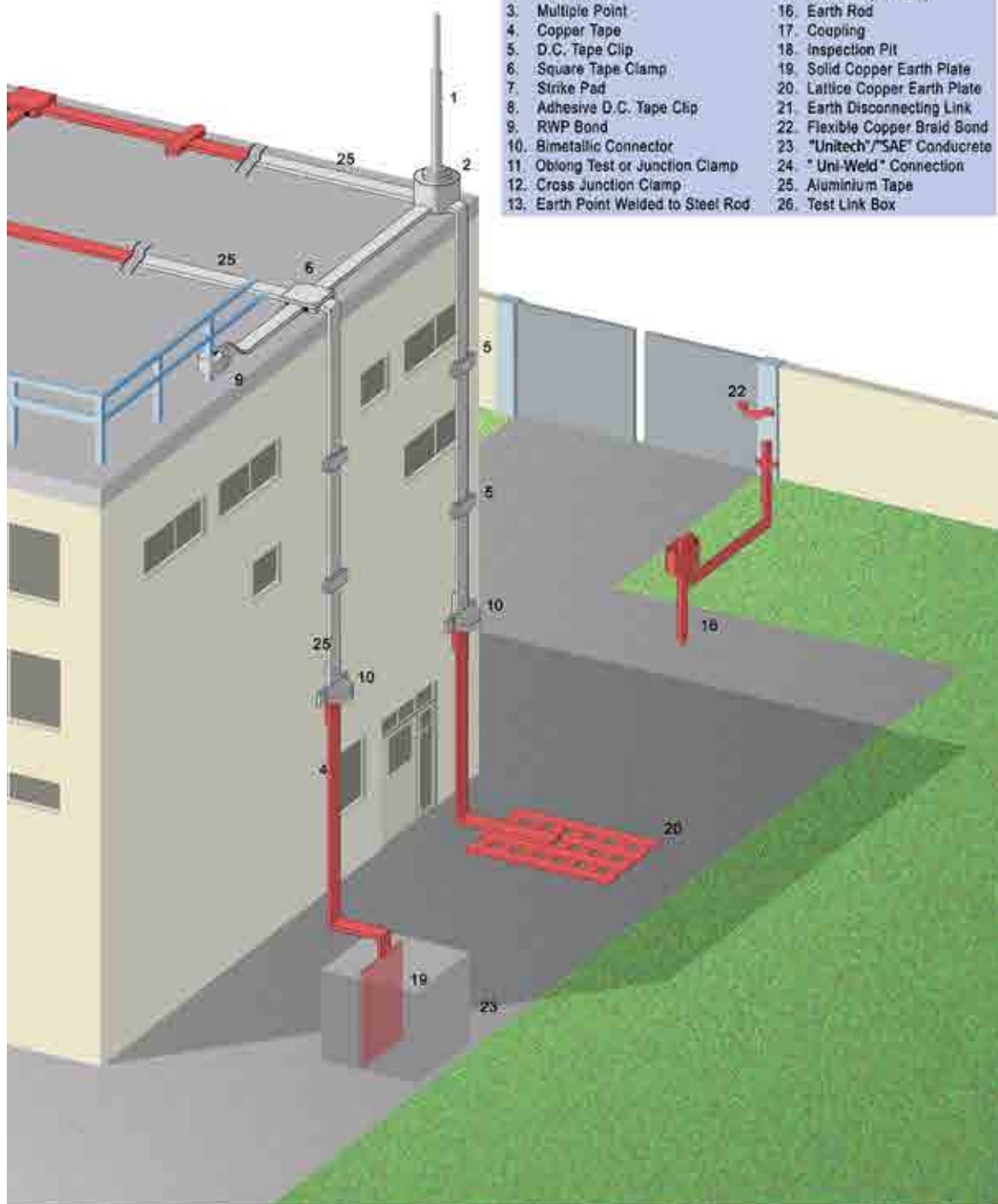
## Earthing & Lightning Protection

### LIGHTNING PROTECTION & EARTHING

#### Unitech Applications Guide


##### Index

- |                                     |                                |
|-------------------------------------|--------------------------------|
| 1. Air Rod                          | 14. Light D.C. Clip            |
| 2. Air Rod Base                     | 15. Rod to Tape Clamp          |
| 3. Multiple Point                   | 16. Earth Rod                  |
| 4. Copper Tape                      | 17. Coupling                   |
| 5. D.C. Tape Clip                   | 18. Inspection Pit             |
| 6. Square Tape Clamp                | 19. Solid Copper Earth Plate   |
| 7. Strike Pad                       | 20. Lattice Copper Earth Plate |
| 8. Adhesive D.C. Tape Clip          | 21. Earth Disconnecting Link   |
| 9. RWP Bond                         | 22. Flexible Copper Braid Bond |
| 10. Bimetallic Connector            | 23. "Unitech"/"SAE" Conducrete |
| 11. Oblong Test or Junction Clamp   | 24. "Uni-Weld" Connection      |
| 12. Cross Junction Clamp            | 25. Aluminium Tape             |
| 13. Earth Point Welded to Steel Rod | 26. Test Link Box              |



# Rail Accessories


## Earthing & Lightning Protection



### LIGHTNING PROTECTION AIR ROD

#### Multiple Point

Part No	Rod Dia	Thread Dia	Material
MP14	14mm	5/8"	Copper
MP14A	14mm	5/8"	Aluminium
MP14T	14mm	5/8"	Tinned Copper
MP17	17.2mm	3/4"	Copper



#### Solid and Tinned Copper Air Rod

Part No	Rod Length	Rod Dia	Thread Dia	Material
AR0514	500mm	14mm	5/8"	Copper
AR1014	1000mm	14mm	5/8"	Copper
AR1514	1500mm	14mm	5/8"	Copper
AR2014	2000mm	14mm	5/8"	Copper
AR0514T	500mm	14mm	5/8"	Tinned Copper
AR1014T	1000mm	14mm	5/8"	Tinned Copper
AR1514T	1500mm	14mm	5/8"	Tinned Copper
AR2014T	2000mm	14mm	5/8"	Tinned Copper
AR0514A	500mm	14mm	5/8"	Aluminium
AR1014A	1000mm	14mm	5/8"	Aluminium
AR1514A	1500mm	14mm	5/8"	Aluminium
AR2014A	2000mm	14mm	5/8"	Aluminium
AR0512	500mm	12.5mm	9/16"	Copper
AR1012	1000mm	12.5mm	9/16"	Copper
AR0512A	500mm	12.5mm	9/16"	Aluminium
AR1012A	1000mm	12.5mm	9/16"	Aluminium



#### Copperbond Air Rod


Part No	Rod Length	Rod Dia	Thread Dia
AR0514CB	500mm	14.2mm	5/8"
AR1014CB	1000mm	14.2mm	5/8"
AR1514CB	1500mm	14.2mm	5/8"
AR2014CB	2000mm	14.2mm	5/8"
AR0517CB	500mm	17.2mm	3/4"
AR1017CB	1000mm	17.2mm	3/4"
AR1517CB	1500mm	17.2mm	3/4"
AR2017CB	2000mm	17.2mm	3/4"

#### Air Rod Base - For Copper Tape Use

Part No	Thread Dia	Material
ARB14	5/8"	Copper
ARB14A	5/8"	Aluminium
ARB14T	5/8"	Tinned Copper
ARB17	3/4"	Copper
ARB12	9/16"	Copper



[www.omegapower.com.au](http://www.omegapower.com.au)



# Rail Accessories


Earthing & Lightning Protection



## LIGHTNING PROTECTION AIR ROD ACCESSORIES

### Air Rod Base - For Cable Use

Part No	Rod Dia	Conductor Size	Material
ARC14	5/8"	95mm <sup>2</sup>	Copper
ARC14A	5/8"	95mm <sup>2</sup>	Aluminium



### Air Rod Base - Vertically Mounted

(For 8mm Dia Conductor Use)

Part No	Rod Dia	Thread Dia	Material
ARBV8	8mm	10mm	Copper
ARBV8A	8mm	10mm	Aluminium
ARBV8T	8mm	10mm	Tinned Copper



### Air Rod Base - Horizontally Mounted

(For 8mm Dia Conductor Use)

Part No	Rod Dia	Thread Dia	Material
ARBH8	8mm	10mm	Copper
ARBH8A	8mm	10mm	Aluminium
ARBH8T	8mm	10mm	Tinned Copper



### Ridge Air Rod Base - To BS EN 1982

Part No	Rod Dia	Thread Dia	Material
ARS14	14mm	5/8"	Copper
ARS14A	14mm	5/8"	Aluminium
ARS14T	14mm	5/8"	Tinned Copper



### Air Rod Bracket - To BS EN 1982


Part No	Rod Dia	Thread Dia	Material
ARK14	14mm	5/8"	Copper
ARK14A	14mm	5/8"	Aluminium
ARK14T	14mm	5/8"	Tinned Copper





# Rail Accessories

## Earthing & Lightning Protection



### LIGHTNING PROTECTION AIR ROD ACCESSORIES

#### Rod to Tape / Cable Coupling - To BS EN 1982

(For Rod Brackets Use)

Part No	Rod Dia	Thread Dia	Conductor Size	Material
RTCC14	14mm	5/8"	25 x 3mm	Copper
RTCC14A	14mm	5/8"	25 x 3mm	Aluminium
RTCC14T	14mm	5/8"	25 x 3mm	Tinned Copper
RTCC50	14mm	5/8"	50mm <sup>2</sup>	Copper
RTCC70	14mm	5/8"	70mm <sup>2</sup>	Copper
RTCC95	14mm	5/8"	95mm <sup>2</sup>	Copper



#### Strike Pad with Copper Stem - To BS EN 1982

Part No	Rod Dia	Length	Material
SPWS10	10mm	60mm	Copper
SPWS10A	10mm	60mm	Aluminium
SPWS10T	10mm	60mm	Tinned Copper



#### Strike Pad Welded to Bar / Tape - To BS EN 1982


Part No	Material
SP10W	Copper
SP10WA	Aluminium
SP10WT	Tinned Copper



#### Puddle Flange

Part No	Plate Size	Material
PF10	150 x 150 x 3mm <sup>3</sup>	Copper
PF10A	150 x 150 x 3mm <sup>3</sup>	Aluminium
PF10T	150 x 150 x 3mm <sup>3</sup>	Tinned Copper





# Rail Accessories

## Earthing & Lightning Protection




### LIGHTNING PROTECTION CONDUCTOR


#### BARE AND TINNED COPPER TAPE

Copper Tape to BS EN 13601 & BS EN 50164-2

Part No (Bare)	Part No (Tinned)	Conductor Size
CT203	CT203T	20 x 3mm
CT253	CT253T	25 x 3mm
CT254	CT254T	25 x 4mm
CT256	CT256T	25 x 6mm
CT313	CT313T	31 x 3mm
CT316	CT316T	31 x 6mm
CT383	CT383T	38 x 3mm
CT385	CT385T	38 x 5mm
CT386	CT386T	38 x 6mm
CT404	CT404T	40 x 4mm
CT406	CT406T	40 x 6mm
CT503	CT503T	50 x 3mm
CT504	CT504T	50 x 4mm
CT506	CT506T	50 x 6mm



BARE



TINNED

#### LSF and PVC COVERED COPPER TAPE

PVC Colours to BS 5252

Part No (LSF)	Part No (PVC)	Conductor Size	Colour Range
CT253LS-GN	CT253P-GN	25 X 3mm	Green
CT253LS-GR	CT253P-GR	25 X 3mm	Grey
CT253LS-WE	CT253P-WE	25 X 3mm	White
CT253LS-BW	CT253P-BW	25 X 3mm	Brown
CT256LS-GN	CT256P-GN	25 X 6mm	Green
CT256LS-GR	CT256P-GR	25 X 6mm	Grey
CT256LS-WE	CT256P-WE	25 X 6mm	White
CT256LS-BW	CT256P-BW	25 X 6mm	Brown
CT386LS-GN	CT386P-GN	38 X 6mm	Green
CT386LS-GR	CT386P-GR	38 X 6mm	Grey
CT386LS-WE	CT386P-WE	38 X 6mm	White
CT386LS-BW	CT386P-BW	38 X 6mm	Brown
CT506LS-GN	CT506P-GN	50 X 6mm	Green
CT506LS-GR	CT506P-GR	50 X 6mm	Grey
CT506LS-WE	CT506P-WE	50 X 6mm	White
CT506LS-BW	CT506P-BW	50 X 6mm	Brown



CT253P-GN




CT253LS-GN

\* PVC colours to BS 5252 All colours available on request

# Rail Accessories

## Earthing & Lightning Protection



### LIGHTNING PROTECTION CONDUCTOR

#### Bare and PVC Covered Solid Circular Conductor

Part No (Solid)	Part No (PVC)	Diameter	Cross-sectional Area	Conductor Material
CC8	CC8P	8mm	50mm <sup>2</sup>	Copper
CC8T	-	8mm	50mm <sup>2</sup>	Tinned Copper



#### Bare Stranded Copper Conductor

Soft Drawn Stranded Copper Conductor to BS 6360

Part No	Conductor Size	# Strands / Size
SCC06	6mm <sup>2</sup>	7 / 1.04
SCC16	16mm <sup>2</sup>	7 / 1.70
SCC25	25mm <sup>2</sup>	7 / 2.14
SCC35	35mm <sup>2</sup>	7 / 2.52
SCC50	50mm <sup>2</sup>	19 / 1.78
SCC70	70mm <sup>2</sup>	19 / 2.14
SCC95	95mm <sup>2</sup>	19 / 2.52
SCC120	120mm <sup>2</sup>	37 / 2.03
SCC150	150mm <sup>2</sup>	37 / 2.25
SCC185	185mm <sup>2</sup>	37 / 2.52
SCC240	240mm <sup>2</sup>	61 / 2.25
SCC300	300mm <sup>2</sup>	61 / 2.52




#### PVC Covered Stranded Copper Conductor

PVC Colour to BS 6746C

Part No	Conductor Size	# Strands / Size
SCC06P	6mm <sup>2</sup>	7 / 1.04
SCC16P	16mm <sup>2</sup>	7 / 1.70
SCC25P	25mm <sup>2</sup>	7 / 2.14
SCC35P	35mm <sup>2</sup>	7 / 2.52
SCC50P	50mm <sup>2</sup>	19 / 1.78
SCC70P	70mm <sup>2</sup>	19 / 2.14
SCC95P	95mm <sup>2</sup>	19 / 2.52
SCC120P	120mm <sup>2</sup>	37 / 2.03
SCC150P	150mm <sup>2</sup>	37 / 2.25
SCC185P	185mm <sup>2</sup>	37 / 2.52
SCC240P	240mm <sup>2</sup>	61 / 2.25
SCC300P	300mm <sup>2</sup>	61 / 2.52





# Rail Accessories


## Earthing & Lightning Protection



### LIGHTNING PROTECTION CONDUCTOR


#### Galvanized Steel Tape

Part No	Conductor Size
GST203	20x3mm
GST253	25x3mm
GST254	25x4mm
GST256	25x6mm
GST313	31x3mm
GST316	31x6mm
GST383	38x3mm
GST385	38x5mm
GST386	38x6mm
GST404	40x4mm
GST406	40x6mm
GST503	50x3mm
GST504	50x4mm
GST506	50x6mm




#### Copper Covered Steel Core

Part No	Cross-sectional Area	# Strands / Size
SCSC06	6mm <sup>2</sup>	7 / 1.04
SCSC16	16mm <sup>2</sup>	7 / 1.70
SCSC25	25mm <sup>2</sup>	7 / 2.14
SCSC35	35mm <sup>2</sup>	7 / 2.52
SCSC50	50mm <sup>2</sup>	19 / 1.78
SCSC70	70mm <sup>2</sup>	19 / 2.14
SCSC95	95mm <sup>2</sup>	19 / 2.52
SCSC120	120mm <sup>2</sup>	37 / 2.03
SCSC150	150mm <sup>2</sup>	37 / 2.25
SCSC185	185mm <sup>2</sup>	37 / 2.52
SCSC240	240mm <sup>2</sup>	61 / 2.25
SCSC300	300mm <sup>2</sup>	61 / 2.52



# Rail Accessories

## Earthing & Lightning Protection



### LIGHTNING PROTECTION CONDUCTOR ACCESSORIES

#### Bare and Tinned DC Clip - To BS EN 1982 & BS EN 50164-1

(For Tinned or Bare Copper Tape)

Part No (Bare)	Part No (Tinned)	Conductor Size
DC121	DC121T	12.5 x 1.5mm
DC123	DC123T	12.5 x 3mm
DC201	DC201T	20 x 1.5mm
DC203	DC203T	20 x 3mm
DC251	DC251T	25 x 1.5mm
DC253	DC253T	25 x 3mm
DC254	DC254T	25 x 4mm
DC256	DC256T	25 x 6mm
DC313	DC313T	31 x 3mm
DC316	DC316T	31 x 6mm
DC383	DC383T	38 x 3mm
DC385	DC385T	38 x 5mm
DC386	DC386T	38 x 6mm
DC404	DC404T	40 x 4mm
DC406	DC406T	40 x 6mm
DC503	DC503T	50 x 3mm
DC504	DC504T	50 x 4mm
DC506	DC506T	50 x 6mm



#### Bare and Tinned DC Clip - To BS EN 1982 & BS EN 50164-1

(For PVC Covered Copper Tape)

Part No (Bare)	Part No (Tinned)	Conductor Size
DC253P	DC253TP	25 x 3mm
DC256P	DC256TP	25 x 6mm
DC386P	DC386TP	38 x 6mm
DC506P	DC506TP	50 x 6mm



#### Stainless Steel DC Clip - To BS EN 50164-1

(For Stainless Steel Tape)

Part No (Tinned)	Conductor Size
DC253SS	25 x 3mm
DC256SS	25 x 6mm
DC283SS	28 x 3mm




#### Aluminium DC Clip - To BS EN 50164-1

(For Aluminium Tape)

Part No (Bare)	Part No (for PVC)	Conductor Size
DC253A	DC253AP	25 x 3mm
DC256A	DC256AP	25 x 6mm







# Rail Accessories

## Earthing & Lightning Protection




### LIGHTNING PROTECTION CONDUCTOR ACCESSORIES

#### Tape Clip

(For Copper, Tinned Copper and Aluminium Tape)

Part No (Tinned)	Conductor Size	Material
LDC203	20x3mm	Copper
LDC203T	20x3mm	Tinned Copper
LDC203A	20x3mm	Aluminium
LDC253	25x3mm	Copper
LDC253T	25x3mm	Tinned Copper
LDC253A	25x3mm	Aluminium



#### Non-metallic DC Clip

(For Bare Copper Tape)

Part No	Conductor Size	Colour
DC203N-GN	25x3mm	Green
DC203N-WE	25x3mm	White
DC253N-BW	25x3mm	Brown
DC253N-GR	25x3mm	Grey

\*Other PVC colours to BS5252 available on request.



#### PVC and LSF Non-metallic DC Clip

(For PVC and LSF Covered Copper Tape)

Part No (PVC)	Part No (LSF)	Conductor Size	Colour
DC253NP-GN	DC253LS-GN	25x3mm	Green
DC253NP-GR	DC253LS-GR	25x3mm	Grey
DC253NP-WE	DC253LS-WE	25x3mm	White
DC253NP-BK	DC253LS-BK	25x3mm	Black
DC253NP-BW	DC253LS-BW	25x3mm	Brown

#### Non-Metallic DC Clip with Base Plate

(For Bare Copper Tape)

Part No (PVC)	Part No (LSF)	Conductor Size	Colour
ADC253-GR	ADC253LS-GR	25x3mm	Grey
ADC253-BW	ADC253LS-BW	25x3mm	Brown
ADC253-WE	ADC253LS-WE	25x3mm	White
ADC253-GN	ADC253LS-GN	25x3mm	Green

#### Non-Metallic LSF DC Clip with Base Plate


(For PVC and LSF Covered Copper Tape)

Part No (PVC)	Part No (LSF)	Conductor Size	Colour
ADCP253-GN	ADCP253LS-GN	25x3mm	Green
ADCP253-GR	ADCP253LS-GR	25x3mm	Grey
ADCP253-WE	ADCP253LS-WE	25x3mm	White
ADCP253-BK	ADCP253LS-BK	25x3mm	Black
ADCP253-BW	ADCP253LS-BW	25x3mm	Brown



# Rail Accessories

## Earthing & Lightning Protection




### LIGHTNING PROTECTION CONDUCTOR ACCESSORIES

#### Bare and Tinned Square Clamp - To BS EN 1982 & BS EN 50164-1

(For Bare and Tinned Copper Tape)

Part No (Bare)	Part No (Tinned)	Conductor Size
SC253	SC253T	25x3mm
SC256	SC256T	25x6mm
SC313	SC313T	31x3mm
SC316	SC316T	31x6mm
SC386	SC386T	38x6mm
SC506	SC506T	50x6mm



#### Stainless Steel Square Clamp - To BS EN 50164-1

Part No	Conductor Size
SC253SS	25x3mm
SC256SS	25x6mm
SC283SS	28x3mm




#### Aluminium Square Tape Clamp - To BS EN 50164-1


Part No	Conductor Size
SC253A	25x3mm
SC256A	25x6mm



#### Oblong Test or Junction Clamp - To BS EN 1982 & BS EN 50164-1

Part No (Bare)	Part No (Tinned)	Conductor Size
JC253	JC253T	25x3mm
JC256	JC256T	25x6mm
JC313	JC313T	31x3mm
JC386	JC386T	38x6mm
JC506	JC506T	50x6mm
	JB10SS	25x6mm Max. Stainless Steel Junction Box





# Rail Accessories

## Earthing & Lightning Protection



### LIGHTNING PROTECTION AIR ROD

#### Multiple Point

Part No	Rod Dia	Thread Dia	Material
MP14	14mm	5/8"	Copper
MP14A	14mm	5/8"	Aluminium
MP14T	14mm	5/8"	Tinned Copper
MP17	17.2mm	3/4"	Copper



#### Solid and Tinned Copper Air Rod

Part No	Rod Length	Rod Dia	Thread Dia	Material
AR0514	500mm	14mm	5/8"	Copper
AR1014	1000mm	14mm	5/8"	Copper
AR1514	1500mm	14mm	5/8"	Copper
AR2014	2000mm	14mm	5/8"	Copper
AR0514T	500mm	14mm	5/8"	Tinned Copper
AR1014T	1000mm	14mm	5/8"	Tinned Copper
AR1514T	1500mm	14mm	5/8"	Tinned Copper
AR2014T	2000mm	14mm	5/8"	Tinned Copper
AR0514A	500mm	14mm	5/8"	Aluminium
AR1014A	1000mm	14mm	5/8"	Aluminium
AR1514A	1500mm	14mm	5/8"	Aluminium
AR2014A	2000mm	14mm	5/8"	Aluminium
AR0512	500mm	12.5mm	9/16"	Copper
AR1012	1000mm	12.5mm	9/16"	Copper
AR0512A	500mm	12.5mm	9/16"	Aluminium
AR1012A	1000mm	12.5mm	9/16"	Aluminium



#### Copperbond Air Rod

Part No	Rod Length	Rod Dia	Thread Dia
AR0514CB	500mm	14.2mm	5/8"
AR1014CB	1000mm	14.2mm	5/8"
AR1514CB	1500mm	14.2mm	5/8"
AR2014CB	2000mm	14.2mm	5/8"
AR0517CB	500mm	17.2mm	3/4"
AR1017CB	1000mm	17.2mm	3/4"
AR1517CB	1500mm	17.2mm	3/4"
AR2017CB	2000mm	17.2mm	3/4"


#### Air Rod Base - For Copper Tape Use

Part No	Thread Dia	Material
ARB14	5/8"	Copper
ARB14A	5/8"	Aluminium
ARB14T	5/8"	Tinned Copper
ARB17	3/4"	Copper
ARB12	9/16"	Copper



# Rail Accessories

## Earthing & Lightning Protection



### LIGHTNING PROTECTION CONDUCTOR ACCESSORIES

#### Glazing Bar Holdfast


Part No	Conductor Material	Max. Glazing Bar Width
BH12	Copper	12mm
BH12T	Tinned Copper	12mm
BH12A	Aluminium	12mm

\*To use with DC Clips



#### Square Clamp

Part No	Conductor Dia	Material
CSC8	8mm	Copper
CSC8T	8mm	Tinned Copper
CSC8A	8mm	Aluminium



#### Tee Clamp


Part No	Conductor Dia	Material
CTC8	8mm	Copper
CTC8T	8mm	Tinned Copper
CTC8A	8mm	Aluminium



#### Jointing Clamp

Part No	Conductor Dia	Material
CJC8	8mm	Copper
CJC8T	8mm	Tinned Copper
CJC8A	8mm	Aluminium





# Rail Accessories

Earthing & Lightning Protection



## LIGHTNING PROTECTION CONDUCTOR ACCESSORIES

### Test Clamp

Part No	Conductor Dia	Material
CTSC8	8mm	Copper
CTSC8T	8mm	Tinned Copper
CTSC8A	8mm	Aluminium




### Metalwork Bond

Part No	Conductor Dia	Material
CMB8	8mm	Copper
CMB8T	8mm	Tinned Copper
CMB8A	8mm	Aluminium




### Pipe Bond

Part No	Conductor Dia	Pipe Dia	Material
CPB8	8mm	50-300mm	Copper
CPB8T	8mm	50-300mm	Tinned Copper
CPB8A	8mm	50-300mm	Aluminium



### Re-Bar Clamp


Part No	Conductor Dia	Pipe Dia	Material
RBC820	8mm	8-20mm	Copper
RBC820T	8mm	8-20mm	Tinned Copper
RBC204	8mm	20-40mm	Copper
RBC204T	8mm	20-40mm	Tinned Copper





# Rail Accessories

## Earthing & Lightning Protection



### LIGHTNING PROTECTION CONDUCTOR ACCESSORIES


#### Straight Conductor Socket

Part No	Conductor Dia	Palm Hole Dia	Material
SCS8	8mm	12mm	Copper
SCS8T	8mm	12mm	Tinned Copper
SCS8A	8mm	12mm	Aluminium



#### Cable Test Junction Clamp


Part No	Conductor Size	Material
CTJC50	50mm <sup>2</sup>	Copper
CTJC70	70mm <sup>2</sup>	Copper
CTJC95	95mm <sup>2</sup>	Copper
CTJC50T	50mm <sup>2</sup>	Tinned Copper
CTJC70T	70mm <sup>2</sup>	Tinned Copper
CTJC95T	95mm <sup>2</sup>	Tinned Copper



#### Square Cable Clamp

Part No	Conductor Size	Material
SQC50	50mm <sup>2</sup>	Copper
SQC70	70mm <sup>2</sup>	Copper
SQC95	95mm <sup>2</sup>	Copper
SQC50T	50mm <sup>2</sup>	Tinned Copper
SQC70T	70mm <sup>2</sup>	Tinned Copper
SQC95T	95mm <sup>2</sup>	Tinned Copper





# Rail Accessories

Earthing & Lightning Protection



## EARTHING EARTH ROD

### Solid Copper Earth Rod

Part No	Rod Dia	Length
SCE1412	14mm	1200mm
SCE1415	14mm	1500mm
SCE1612	16mm	1200mm
SCE1615	16mm	1500mm
SCE2012	20mm	1200mm
SCE2015	20mm	1500mm
SCE2512	25mm	1200mm
SCE2515	25mm	1500mm

### Stainless Steel Rod

Part No	Rod Dia	Length
SSE1612	16mm	1200mm
SSE1615	16mm	1500mm
SSE2012	20mm	1200mm
SSE2015	20mm	1500mm

### Driving Stud

Part No	Rod Dia
DS014	14mm
DS016	16mm
DS020	20mm
DS025	25mm

### Coupling Dowel

Part No	Rod Dia
CP010	M10

### Spike

Part No	Rod Dia
DSK14	14mm
DSK16	16mm
DSK20	20mm
DSK25	25mm



Driving Stud



Solid Copper Earth Rod



Coupling Dowel




Solid Copper Earth Rod



Spike

# Rail Accessories

## Earthing & Lightning Protection



### EARTHING EARTH ROD


#### Unitech Copperbond Earth Rod - To BS EN 50164-2

Steel Core: Low carbon high tensile steel, AISI-1018 (SAE-1018), UTS = 600N/mm<sup>2</sup>

Copper Jacket: 254 microns of 99.9% pure electrolytic

Part No (Threaded)	Part No (Non-Threaded)	Rod Dia (Nominal)	Length	Rod Dia (Actual)
OER1200X12B	OER1200X12	(1/2")12.5mm	1200mm(4')	11mm
OER1500X12B	OER1500X12	(1/2")12.5mm	1500mm(5')	11mm
OER1800X12B	OER1800X12	(1/2")12.5mm	1800mm(6')	11mm
OER2400X12B	OER2400X12	(1/2")12.5mm	2400mm(8')	11mm
OER3000X12B	OER3000X12	(1/2")12.5mm	3000mm(10')	11mm
OER1200X14B	OER1200X14	(9/16")14mm	1200mm(4')	12.5mm
OER1500X14B	OER1500X14	(9/16")14mm	1500mm(5')	12.5mm
OER1800X14B	OER1800X14	(9/16")14mm	1800mm(6')	12.5mm
OER2400X14B	OER2400X14	(9/16")14mm	2400mm(8')	12.5mm
OER3000X14B	OER3000X14	(9/16")14mm	3000mm(10')	12.5mm
OER1200X16B	OER1200X16	(5/8")16mm	1200mm(4')	14.2mm
OER1500X16B	OER1500X16	(5/8")16mm	1500mm(5')	14.2mm
OER1800X16B	OER1800X16	(5/8")16mm	1800mm(6')	14.2mm
OER2400X16B	OER2400X16	(5/8")16mm	2400mm(8')	14.2mm
OER3000X16B	OER3000X16	(5/8")16mm	3000mm(10')	14.2mm
OER1200X19B	OER1200X19	(3/4")19mm	1200mm(4')	17.2mm
OER1500X19B	OER1500X19	(3/4")19mm	1500mm(5')	17.2mm
OER1800X19B	OER1800X19	(3/4")19mm	1800mm(6')	17.2mm
OER2400X19B	OER2400X19	(3/4")19mm	2400mm(8')	17.2mm
OER3000X19B	OER3000X19	(3/4")19mm	3000mm(10')	17.2mm
OER1200X25B	OER1200X25	(1")25mm	1200mm(4')	23.1mm
OER1500X25B	OER1500X25	(1")25mm	1500mm(5')	23.1mm
OER1800X25B	OER1800X25	(1")25mm	1800mm(6')	23.1mm
OER2400X25B	OER2400X25	(1")25mm	2400mm(8')	23.1mm
OER3000X25B	OER3000X25	(1")25mm	3000mm(10')	23.1mm





# Rail Accessories

Earthing & Lightning Protection

**Unitech**® by

**OMEGA**  
The Power To Perform

## EARTHING EARTH ROD

### Galvanized Steel Earth Rod


Part No (Threaded)	Part No (Non-Threaded)	Thread Dia	Length	Rod Dia (Actual)
BG1618	NEG1618	M18	1800mm(6')	16mm
BG1624	NEG1624	M18	2400mm(8')	16mm
BG1630	NEG1630	M18	3000mm(10')	16mm
BG2018	NEG2018	M22	1800mm(6')	20mm
BG2024	NEG2024	M22	2400mm(8')	20mm
BG2030	NEG2030	M22	3000mm(10')	20mm
BG2518	NEG2518	M27	1800mm(6')	25mm
BG2524	NEG2524	M27	2400mm(8')	25mm
BG2530	NEG2530	M27	3000mm(10')	25mm

### Copper Sheathed Earth Rod

Part No	Rod Dia	Length
OER1440	12.5mm	1400mm
OER1800	12.5mm	1800mm
OER2400	12.5mm	2400mm


### Stainless Steel Sheathed Earth Rod

Part No	Rod Dia	Length
OER1440X13SS	12.5mm	1400mm
OER1800X13SS	12.5mm	1800mm
OER2400X13SS	12.5mm	2400mm



# Rail Accessories

## Earthing & Lightning Protection



### EARTHING BOND & CLAMP

#### Copper Coupling - To BS EN 50164-2

Part No	Thread Size	Length
CP500	1/2"	60mm
CP501	9/16"	60mm
CP502	5/8"	70mm
CP503	3/4"	70mm
CP504	1"	70mm



#### High Tensile Steel Driving Head

Part No	For Earth Rod Size
DS80	1/2"
DS81	9/16"
DS82	5/8"
DS83	3/4"
DS84	1"





#### Driving Spike

Part No	Rod Dia
ES01	9/16"
ES02	5/8"
ES03	3/4"
ES04	1"



#### Rod To Tape Clamp (Type A) - To BS EN 1982 & BS EN 50164-1

Part No	Rod Dia	Max. Conductor
RTC10	12.5mm(1/2")	26x12mm
RTC10	16mm(5/8")	26x12mm
RTC10	19mm(3/4")	26x10mm
RTC30	16mm(5/8")	40x12mm
RTC40	16mm(5/8")	51x8mm
RTC50	19mm(3/4")	51x12mm
RTC60	12.5mm(1/2")	26x20mm
RTC60	16mm(5/8")	26x18mm
RTC60	19mm(3/4")	26x10mm
RTC60	25mm(1")	26x10mm




#### Rod To Cable Clamp (Type B) - To BS EN 1982 & BS EN 50164-1

Part No	Rod Dia	Conductor Range
RCC9	9.5mm(3/8")	6-35mm
RCC12	12.5mm(1/2")	16-50mm
RCC16	16mm(5/8")	16-70mm
RCC20	19mm(3/4")	16-95mm
RCC25	25mm(1")	70-120mm







# Rail Accessories

## Earthing & Lightning Protection



### EARTHING BOND & CLAMP

#### Earth Clamp

Part No	Rod Dia	Conductor Range (Max.)
EC130L	13mm	10mm <sup>2</sup>
CL602	16mm	50mm <sup>2</sup>
EC19	19mm	120mm <sup>2</sup>

#### Driving Head

Part No	Rod Dia
DH2	13mm
DH6	19mm

#### AB Clamp

Part No	Rod Dia	Max Conductor
CLAB500	16mm (5/8")	25mm x 3mm

#### Rod To Cable Lug Clamp

Part No	Rod Dia	Rod Type
RCLC9	9.5mm (3/8")	Copperbond
RCLC16	16mm (5/8")	Copperbond
RCLC20	19mm (3/4")	Copperbond
RCLC16S	16mm (5/8")	Solid Copper
RCLC20S	19mm (3/4")	Solid Copper

#### Tower Clamp

Part No	Max Conductor Size
TC50	50-70mm <sup>2</sup>
TC70	70-95mm <sup>2</sup>

#### Tinned Copper Bonding Clip


Part No	Ext. Dia of Water Pipe
BC6	4/8"
BC8	6/8"
BC15	15mm
BC48	48mm
BC76	76mm

\*Other sizes available on request.



# Rail Accessories

## Earthing & Lightning Protection



### EARTHING BOND & CLAMP

#### "U" BOLT ROD CLAMP - To BS EN 1982

Part No.	Rod / Pipe Dia	No. of Conductor(s)	Conductor Size	No. of Copper Tape(s)	Tape Size
UC301	16mm (5/8") - 19mm (3/4")	1	50 - 95mm <sup>2</sup>	-	-
UC302	16mm (5/8") - 19mm (3/4")	2	50 - 70mm <sup>2</sup>	-	-
UC303	16mm (5/8") - 19mm (3/4")	3	50 - 70mm <sup>2</sup>	-	-
UC304	16mm (5/8") - 19mm (3/4")	5	50 - 70mm <sup>2</sup>	-	-
UC305	16mm (5/8") - 19mm (3/4")	3	50 - 120mm <sup>2</sup>	-	-
UC306	16mm (5/8") - 19mm (3/4")	2	70 - 120mm <sup>2</sup>	-	-
UC307	16mm (5/8") - 19mm (3/4")	1	70 - 120mm <sup>2</sup>	-	25mm x 3mm
UC308	16mm (5/8") - 19mm (3/4")	-	-	1 or 2	25mm x 3mm
UC309	30mm	-	-	1 or 2	50mm x 6mm
UC310	40mm	-	-	1	25mm x 3mm



UC301



UC303



UC304




UC307



UC308



UC310



# Rail Accessories

Earthing & Lightning Protection



## EARTHING BOND & CLAMP

### SPECIFICATION OF "H" BOLT ROD CLAMP - To BS EN 1982

Part No.	Rod / Pipe Dia	No. of Conductor(s)	Conductor Size	No. of Copper Tape(s)	Tape Size
HC401	16mm (5/8") - 19mm (3/4")	1	50 - 95mm <sup>2</sup>	-	-
HC402	16mm (5/8") - 19mm (3/4")	1	95 - 120mm <sup>2</sup>	-	-
HC403	16mm (5/8") - 19mm (3/4")	2	50 - 95mm <sup>2</sup>	-	-
HC404	16mm (5/8") - 19mm (3/4")	3	70 - 95mm <sup>2</sup>	-	-
HC405	16mm (5/8") - 19mm (3/4")	1	120 - 150mm <sup>2</sup>	-	-
HCL504	16mm (5/8") - 19mm (3/4")	2	70 - 95mm <sup>2</sup>	1	25mm x 3mm
HCL506	16mm (5/8") - 19mm (3/4")	-	-	1	50mm x 6mm
HCL506S	16mm (5/8") - 19mm (3/4")	2	6mm <sup>2</sup>	1	50mm x 6mm
HCL507	300mm <sup>2</sup>	2	70mm <sup>2</sup>	-	-
HCL512	16mm (5/8") - 19mm (3/4")	2	120 - 150mm <sup>2</sup>	-	-
HCL513	16mm (5/8") - 19mm (3/4")	3	120 - 150mm <sup>2</sup>	-	-
HCL514	300mm <sup>2</sup>	2 + 1	70mm + 150mm <sup>2</sup>	-	-
HCL515	300mm <sup>2</sup>	5	70mm <sup>2</sup>	2	25mm x 3mm
HCL516	16mm (5/8") - 19mm (3/4")	2	95 - 120mm <sup>2</sup>	-	-
HCL120-4	120mm <sup>2</sup>	8	120mm <sup>2</sup>	-	-
HCL401/2/40R	40mm Dia Rebar	1 + 1	40mm Dia Rebar	-	-



HCL506S



HCL506



HC404



HCL507




HCL516



HCL514




HC401-2



HCL120-4

# Rail Accessories

## Earthing & Lightning Protection



### EARTHING BOND & CLAMP

#### Watermain Pipe Bond

Part No	Max. Tape Width	Material
WMB26	26mm	Copper
WMB26A	26mm	Aluminium



#### Bar Bond

Part No	Max. Tape Width	Bolt Size	Material
BB26	26mm	M10	Copper
BB26A	26mm	M10	Aluminium
BB31	31mm	M10	Copper



#### Rain Water Pipe Bond


Part No	Max. Tape Width	Bolt Size	Material
RWP26	26mm	M10	Copper
RWP26A	26mm	M10	Aluminium



#### Flexible Copper Braid Bond

(For bonding gates, doors or fences)

Part No	Dimensions	Hole Size	Length
FES101	25x3.5mm	11mm	200mm
FES102	25x3.5mm	11mm	400mm




#### Tower Earth Clamp

(For Bonding Copper Cable To Steel Bar)

Part No	Dimensions	Bolt Size	Conductor
TEC16*	16-70mm <sup>2</sup>	M10	Copper
TEC16T*	16-70mm <sup>2</sup>	M10	Tinned Copper
TEC25*	25-50mm <sup>2</sup>	M10	Copper
TEC25T*	25-50mm <sup>2</sup>	M10	Tinned Copper
TEC70	70-120mm <sup>2</sup>	M12	Copper
TEC70T	70-120mm <sup>2</sup>	M12	Tinned Copper
TEC120	120-185mm <sup>2</sup>	M12	Copper
TEC185	185-240mm <sup>2</sup>	M12	Copper



\*Suitable for 8mm<sup>2</sup> solid circular conductor.



# Rail Accessories

Earthing & Lightning Protection



## EARTHING BOND & CLAMP

### Earthing Receptacle

(For Boats and Trucks)

Part No	Rod Dia
EB58	16mm (5/8")
EB34	19mm (3/4")



### Static Earth Receptacle

(For Aircraft, Fuel Trucks)

Part No	Material
SER10	Copper



### High Strength Connector

Part No	L	M	H	S
HSC20	20mm	M17 x 2.5mm	6mm	18mm
HSC27	27mm	M19 x 2.5mm	7mm	20mm
HSC35	35mm	M21 x 2.5mm	7mm	22mm
HSC42	42mm	M23 x 2.5mm	11mm	24mm
HSC45	45mm	M25 x 2.5mm	14mm	26mm
HSC60	60mm	M29 x 2.5mm	17mm	30mm
HSC62	62mm	M31 x 2.5mm	20mm	32mm



### C-Connector


Part No	Conductor Size	H	B	L	C
CC25	25-35mm <sup>2</sup>	25mm	15mm	22mm	10mm
CC50	50-70mm <sup>2</sup>	34mm	21.5mm	25mm	11mm
CC95	95mm <sup>2</sup>	41mm	25mm	29mm	14.5mm
CC120	120mm <sup>2</sup>	47.5mm	29mm	30mm	16mm





# Rail Accessories

## Earthing & Lightning Protection



### EARTHING EARTH PLATE & PIT


#### |Earth Plate - Solid Copper

Part No	Size
EPS661	600 x 600 x 1.5
EPS991	900 x 900 x 1.5
EPS12121	1200 x 1200 x 1.5
EPS663	600 x 600 x 3
EPS993	900 x 900 x 3
EPS12123	1200 x 1200 x 3
EPS666	600 x 600 x 6
EPS996	900 x 900 x 6
EPS12126	1200 x 1200 x 6



#### |Earth Mat - Copper Tape


Part No	Size
EPL663	600 x 600 x 3mm
EPL993	900 x 900 x 3mm
EPL12123	1200 x 1200 x 3mm
EPL666	600 x 600 x 6mm
EPL996	900 x 900 x 6mm
EPL12126	1200 x 1200 x 6mm



#### |Concrete Inspection Pit

Part No	Type	Matereial
CIP10S	Square	Concrete





# Rail Accessories

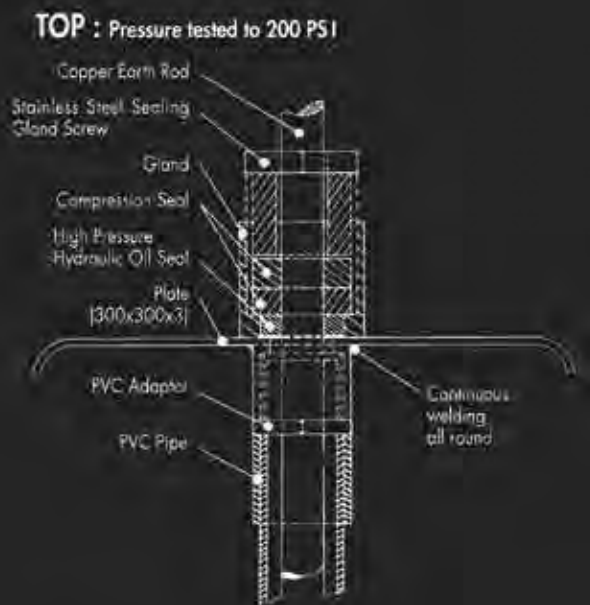
## Earthing & Lightning Protection



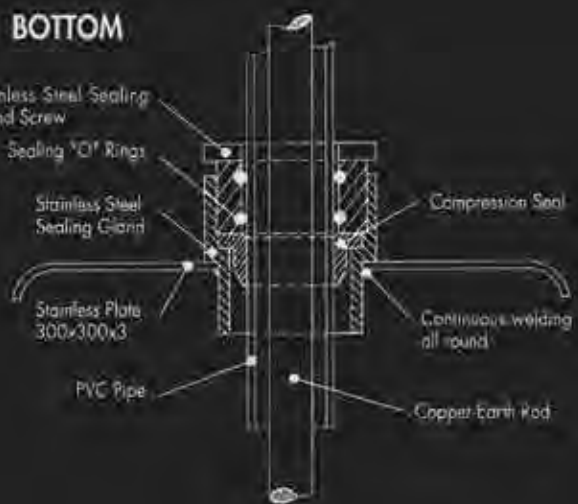
### EARTHING WATER SEALING GLAND

#### Water Sealing Gland

Part No	Type
WPS - 1A	Top Water Sealing Gland
WPS - 1B	Bottom Water Sealing Gland
WPS - 3	Double Sealing Gland




Top Water Sealing Gland



Double Sealing Gland

# Rail Accessories


## Earthing & Lightning Protection



### EARTHING EARTH POINT


#### Four-Hole Earth Point - To BS EN 50164-1 & BS EN 1982

Part No	Hole Size	Length	Material	Tape Size
EP4	M8 x 15mm	55mm	Copper	25x3mm
EP4T	M8 x 15mm	55mm	Tinned Copper	25x3mm
EP4-256	M8 x 15mm	60mm	Copper	25x6mm
EP4T-256	M8 x 15mm	60mm	Tinned Copper	25x6mm
EP4-386	M8 x 15mm	60mm	Copper	38x6mm
EP4T-386	M8 x 15mm	60mm	Tinned Copper	38x6mm
EP4-506	M8 x 15mm	60mm	Copper	50x6mm
EP4T-506	M8 x 15mm	60mm	Tinned Copper	50x6mm



#### Four-Hole Earth Point with Cover Plate - To BS EN 50164-1 & BS EN 1982


Part No	Hole size	Material	Tape Size
EPCP4	M8	Copper	25x3mm
EPCP4T	M8	Tinned Copper	25x3mm
EPCP4-256	M8	Copper	25x6mm
EPCP4T-256	M8	Tinned Copper	25x6mm
EPCP4-386	M8	Copper	38x6mm
EPCP4T-386	M8	Tinned Copper	38x6mm
EPCP4-506	M8	Copper	50x6mm
EPCP4T-506	M8	Tinned Copper	50x6mm



#### Copper Point Cover Plate - To BS EN 50164-1 & BS EN 1982

Part No	Material	Tape Size
EPCP	Copper	25x3mm
EPCPT	Tinned Copper	25x3mm
EPCP-256	Copper	25x6mm
EPCPT-256	Tinned Copper	25x6mm
EPCP-386	Copper	38x6mm
EPCPT-386	Tinned Copper	38x6mm
EPCP-506	Copper	50x6mm
EPCPT-506	Tinned Copper	50x6mm





# Rail Accessories


## Earthing & Lightning Protection



### EARTHING EARTH POINT

#### Two-Hole Earth Point

Part No	Hole Size	Material
EP2	M8	Copper
EP2T	M8	Tinned Copper



#### Earth Point Welded to 70mm<sup>2</sup> Single Core (G/Y) Cable - To BS EN 50164-1

Part No	Description
EP4-70P	Four Hole Copper Earth Point Welded to 1 x 500mm Length 70mm <sup>2</sup> (Y/G) Cable Straight
EP4T-70P	Four Hole Tinned Copper Earth Point Welded to 1 x 500mm Length 70mm <sup>2</sup> (Y/G) Cable Straight
EPCP4-70P	Four Hole Copper Earth Point c/w Cover Plate Welded to 1 x 500mm Length 70mm <sup>2</sup> (Y/G) Cable Straight
EPCP4T-70P	Four Hole Tinned Copper Earth Point c/w Cover Plate Welded to 1 x 500mm Length 70mm <sup>2</sup> (Y/G) Cable Straight




#### Earth Point Welded to 2 x 70mm<sup>2</sup> Single Core (G/Y) Cable - To BS EN 50164-1

Part No	Description
EP4-70P2	Four Hole Copper Earth Point Welded to 2 x 500mm Length 70mm <sup>2</sup> (Y/G) Cable (Tee)
EP4T-70P2	Four Hole Tinned Copper Earth Point Welded to 2 x 500mm Length 70mm <sup>2</sup> (Y/G) Cable (Tee)
EPCP4-70P2	Four Hole Copper Earth Point c/w Cover Plate Welded to 2 x 500mm Length 70mm <sup>2</sup> (Y/G) Cable (Tee)
EPCP4T-70P2	Four Hole Tinned Copper Earth Point c/w Cover Plate Welded to 2 x 500mm Length 70mm <sup>2</sup> (Y/G) Cable (Tee)



# Rail Accessories

## Earthing & Lightning Protection



### EARTHING EARTH POINT

#### Copper Earth Point welded to Mild Steel Rod

- To BS EN 50164-1

Part No (Bare)	Part No (Tinned)	Joint Type	Steel Rod Dia
EP4-10H	EP4T-10H	T Joint	10mm
EP4-16H	EP4T-16H	T Joint	16mm
EP4-20H	EP4T-20H	T Joint	20mm
EP4-25H	EP4T-25H	T Joint	25mm
EP4-10S	EP4T-10S	Straight Joint	10mm
EP4-16S	EP4T-16S	Straight Joint	16mm
EP4-20S	EP4T-20S	Straight Joint	20mm
EP4-25S	EP4T-25S	Straight Joint	25mm

\*Customer lengths and size of mild steel rod (cable) available on request.

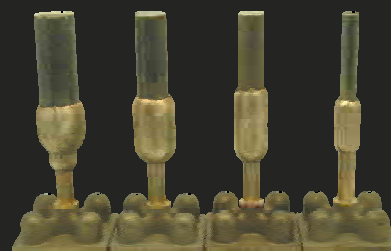


#### Copper Earth Point with Cover Plate welded to Mild Steel Rod

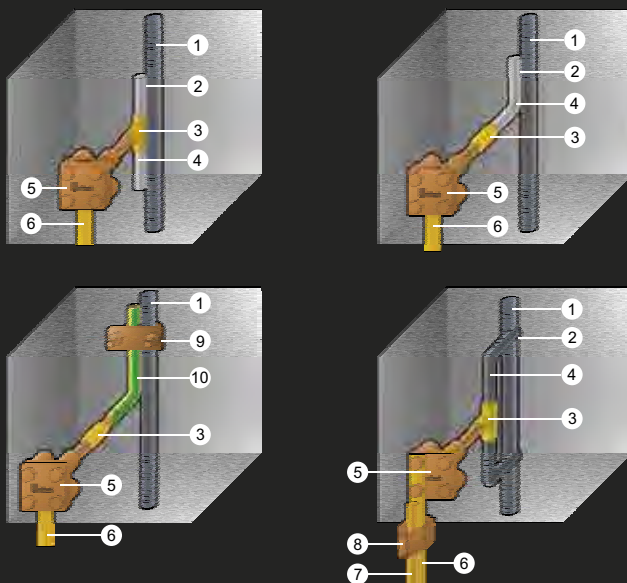
- To BS EN 50164-1

Part No (Bare)	Part No (Tinned)	Joint Type	Steel Rod Dia
EPCP4-10H	EPCP4T-10H	T Joint	10mm
EPCP4-16H	EPCP4T-16H	T Joint	16mm
EPCP4-20H	EPCP4T-20H	T Joint	20mm
EPCP4-25H	EPCP4T-25H	T Joint	25mm
EPCP4-10S	EPCP4T-10S	Straight Joint	10mm
EPCP4-16S	EPCP4T-16S	Straight Joint	16mm
EPCP4-20S	EPCP4T-20S	Straight Joint	20mm
EPCP4-25S	EPCP4T-25S	Straight Joint	25mm

\*Customer lengths and size of mild steel rod (cable) available on request.




### ILLUSTRATION OF COMMON DESIGNS AND INSTALLATIONS



1. Reinforcement down conductor
2. Arc welding
3. Exothermic welding connection
4. Mild steel bar
5. Earth point
6. Copper tape
7. Earth rod
8. Rod to tape A Clamp
9. Rod to tape B Clamp
10. Yellow / green cable





# Rail Accessories

## Earthing & Lightning Protection



### EARTHING EARTHING TERMINAL & ACCESSORIES

#### 50x6mm Earth Bars

Part No.	Description	Length
EBD 300/4 W/ 506	4 Way	300 mm
EBD 400/5 W/ 506	5 Way	400 mm
EBD 450/6 W/ 506	6 Way	450 mm
EBD 475/7 W/ 506	7 Way	475 mm
EBD 550/8 W/ 506	8 Way	550 mm
EBD 600/9 W/ 506	9 Way	600 mm
EBD 650/10 W/ 506	10 Way	650 mm
EBD 700/11 W/ 506	11 Way	700 mm
EBD 750/12 W/ 506	12 Way	750 mm
EBD 800/13 W/ 506	13 Way	800 mm
EBD 850/14 W/ 506	14 Way	850 mm
EBD 900/15 W/ 506	15 Way	900 mm
EBD 950/16 W/ 506	16 Way	950 mm
EBD 1000/17 W/ 506	17 Way	1000 mm
EBD 1050/18 W/ 506	18 Way	1050 mm
EBD 1150/19 W/ 506	19 Way	1150 mm
EBD 1200/20 W/ 506	20 Way	1200 mm
EBD 1250/21 W/ 506	21 Way	1250 mm
EBD 1300/22 W/ 506	22 Way	1300 mm
EBD 1350/23 W/ 506	23 Way	1350 mm
EBD 1400/24 W/ 506	24 Way	1400 mm
EBD 1450/25 W/ 506	25 Way	1450 mm
EBD 1500/26 W/ 506	26 Way	1500 mm
EBD 1550/27 W/ 506	27 Way	1550 mm
EBD 1650/28 W/ 506	28 Way	1650 mm
EBD 1700/29 W/ 506	29 Way	1700 mm
EBD 1750/30 W/ 506	30 Way	1750 mm

#### 50x6mm Earth Bars With Single Disconnecting Link

Part No.	Description
EBD 400 S/ 4 W/ 506	4
EBD 500 S/ 5 W/ 506	5
EBD 550 S/ 6 W/ 506	6
EBD 575 S/ 7 W/ 506	7
EBD 650 S/ 8 W/ 506	8
EBD 700 S/ 9 W/ 506	9
EBD 750 S/ 10 W/ 506	10
EBD 800 S/ 11 W/ 506	11
EBD 850 S/ 12 W/ 506	12
EBD 900 S/ 13 W/ 506	13
EBD 950 S/ 14 W/ 506	14
EBD 1000 S/ 15 W/ 506	15
EBD 1050 S/ 16 W/ 506	16
EBD 1100 S/ 17 W/ 506	17
EBD 1150 S/ 18 W/ 506	18
EBD 1250 S/ 19 W/ 506	19
EBD 1300 S/ 20 W/ 506	20
EBD 1350 S/ 21 W/ 506	21
EBD 1400 S/ 22 W/ 506	22
EBD 1450 S/ 23 W/ 506	23
EBD 1500 S/ 24 W/ 506	24
EBD 1550 S/ 25 W/ 506	25
EBD 1600 S/ 26 W/ 506	26
EBD 1650 S/ 27 W/ 506	27
EBD 1750 S/ 28 W/ 506	28
EBD 1800 S/ 29 W/ 506	29
EBD 1850 S/ 30 W/ 506	30

#### Disconnecting Link

Part No.	Description	Length
EBD125	Disconnecting Link	125 mm




EBD125



EBD450/6W/506

# Rail Accessories

## Earthing & Lightning Protection




### EARTHING EARTHING TERMINAL & ACCESSORIES

#### 150x6mm Earth Bars With Twin Disconnecting Link

Description	Length	Part No.	Description	Length
4 Way	400 mm	EBD 500 D/ 4 W/ 506	4 Way	500 mm
5 Way	500 mm	EBD 600 D/ 5 W/ 506	5 Way	600 mm
6 Way	550 mm	EBD 650 D/ 6 W/ 506	6 Way	650 mm
7 Way	575 mm	EBD 675 D/ 7 W/ 506	7 Way	675 mm
8 Way	650 mm	EBD 750 D/ 8 W/ 506	8 Way	750 mm
9 Way	700 mm	EBD 800 D/ 9 W/ 506	9 Way	800 mm
10 Way	750 mm	EBD 850 D/ 10 W/ 506	10 Way	850 mm
11 Way	800 mm	EBD 900 D/ 11 W/ 506	11 Way	900 mm
12 Way	850 mm	EBD 950 D/ 12 W/ 506	12 Way	950 mm
13 Way	900 mm	EBD 1000 D/ 13 W/ 506	13 Way	1000 mm
14 Way	950 mm	EBD 1050 D/ 14 W/ 506	14 Way	1050 mm
15 Way	1000 mm	EBD 1100 D/ 15 W/ 506	15 Way	1100 mm
16 Way	1050 mm	EBD 1150 D/ 16 W/ 506	16 Way	1150 mm
17 Way	1100 mm	EBD 1200 D/ 17 W/ 506	17 Way	1200 mm
18 Way	1150 mm	EBD 1250 D/ 18 W/ 506	18 Way	1250 mm
19 Way	1250 mm	EBD 1350 D/ 19 W/ 506	19 Way	1350 mm
20 Way	1300 mm	EBD 1400 D/ 20 W/ 506	20 Way	1400 mm
21 Way	1350 mm	EBD 1450 D/ 21 W/ 506	21 Way	1450 mm
22 Way	1400 mm	EBD 1500 D/ 22 W/ 506	22 Way	1500 mm
23 Way	1450 mm	EBD 1550 D/ 23 W/ 506	23 Way	1550 mm
24 Way	1500 mm	EBD 1600 D/ 24 W/ 506	24 Way	1600 mm
25 Way	1550 mm	EBD 1650 D/ 25 W/ 506	25 Way	1650 mm
26 Way	1600 mm	EBD 1700 D/ 26 W/ 506	26 Way	1700 mm
27 Way	1650 mm	EBD 1750 D/ 27 W/ 506	27 Way	1750 mm
28 Way	1750 mm	EBD 1850 D/ 28 W/ 506	28 Way	1850 mm
29 Way	1800 mm	EBD 1900 D/ 29 W/ 506	29 Way	1900 mm
30 Way	1850 mm	EBD 1950 D/ 30 W/ 506	30 Way	1950 mm



EBD650D/6W/506



# Rail Accessories

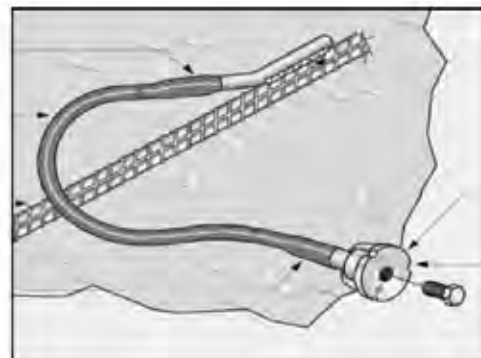
## Earthing & Lightning Protection

### RGB70 Earth Bond

Prefabricated earth bonds are for connecting earth points to steel reinforcing bar. The steel rod of the bond is arc welded to construction steel before pouring concrete.

The RGB70 has a tail of 70 sq mm conductor connected to a 12mm steel bar.

The standard tail length is one metre, however other tail lengths can be supplied if specified at time of order



#### EARTHING ACCESSORIES

##### EARTH ENHANCEMENT

Stable high conductivity moulding long term low ground resistance. Apply as a dry mix or as a pourable slurry.

**EARTHRITE**



**GEM-25**



PART NO.	DESCRIPTION	PACK SIZE
EARTHRITE	Earth enhancement material	20kg
GEM-25	Earth enhancement material	11.3kg


##### JOINTING COMPOUNDS

ALM325G	Bolted Al to Al	325 grams
ALV300	Bolted Al to Al or Bi-metal	200 grams



##### EARTH ROD BOXES

**ERB1**



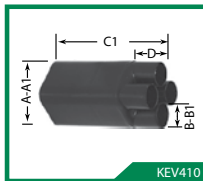
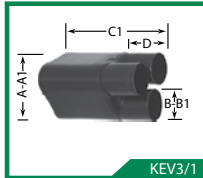


**PIT03**



PART NO.	DESCRIPTION	SIZE
ERB1	Earth box	120x120x76mm
PIT03	Earth pit - Trafficable (withstands over 5 Tonnes)	190x245x215mm

# Rail Accessories


## Heatshrink



### KEV-HEATSHRINK-BOOTS/GLOVES



CAT NO	DESCRIPTION	PRE-SHRINK			AFTER SHRINK			WALL THICKNESS	STD PK
		(A)	(B)	(C)	(A1)	(B1)	(C1)		
KEV2/1	2 WAY GLOVE	31mm	15mm	29mm	15mm	4mm	100mm	2.2mm	1
KEV2/3	2 WAY GLOVE	50mm	21mm	34mm	23mm	7.6mm	119mm	3.2mm	1
KEV3/1	3 WAY GLOVE	25mm	9mm	20mm	9mm	3mm	76mm	2.5mm	1
KEV320	3 WAY GLOVE	31mm	15mm	29mm	17mm	4.6mm	94mm	2.9mm	1
KEV330	3 WAY GLOVE	56mm	30mm	44mm	23mm	9mm	180mm	2.0mm	1
KEV340	3 WAY GLOVE	110mm	40mm	38mm	35mm	17mm	178mm	3.0mm	1
KEV410	4 WAY GLOVE	28mm	9mm	17mm	9mm	1.8mm	78mm	2.0mm	1
KEV420	4 WAY GLOVE	35mm	15mm	26mm	12mm	3mm	120mm	2.5mm	1
KEV430	4 WAY GLOVE	47mm	21mm	38mm	23mm	6.4mm	202mm	4.1mm	1
KEV440	4 WAY GLOVE	69mm	30mm	38mm	35mm	12mm	205mm	3.0mm	1
KEV450	4 WAY GLOVE	95mm	45mm	38mm	35mm	12mm	205mm	3.0mm	1



### HEATSHRINK & ACCESSORIES



CAT NO	DESCRIPTION	PRE SHRINK			LENGTH (L)	STD PK
		INNER DIA (D)	AFTER SHRINK INNER DIA (D)	RECOVERED WALL THICKNESS(W)		
SRE1		12mm	4mm	4mm	30mm	1
SRE2		18mm	8mm	8mm	46mm	1
SRE3		30mm	13mm	13mm	73mm	1
SRE4		58mm	25mm	25mm	128mm	1
SRE5		100mm	60mm	60mm	153mm	1
SRE6		122mm	60mm	60mm	153mm	1




### XLP-HEATSHRINK-THIN WALLED-FLAME RETARDANT



CAT NO	DESCRIPTION	STD PK
XLP1.5-4	1.5 MM THIN WALLED - SHRINKS TO 0.75MM	1
XLP2.5-4	2.5 MM THIN WALLED - SHRINKS TO 1.25MM	1
XLP3-4	3.0 MM THIN WALLED - SHRINKS TO 1.5MM	1
XLP5-4	5.0 MM THIN WALLED - SHRINKS TO 2.5MM	1
XLP7-4	7.0 MM THIN WALLED - SHRINKS TO 3.5MM	1
XLP10-4	10 MM THIN WALLED - SHRINKS TO 5.0MM	1
XLP13-4	13 MM THIN WALLED - SHRINKS TO 6.5MM	1
XLP20-4	20 MM THIN WALLED - SHRINKS TO 10.0MM	1
XLP25-4	25 MM THIN WALLED - SHRINKS TO 12.5MM	1
XLP38-4	38 MM THIN WALLED - SHRINKS TO 19.1MM	1
XLP51-4	51 MM THIN WALLED - SHRINKS TO 25.4MM	1
XLP76-4	76 MM THIN WALLED - SHRINKS TO 38.1MM	1





# Rail Accessories

## Heatshrink



CAT100



SMDW12-3TK

### HEATSHRINK & ACCESSORIES



STD PK

CAT NO

DESCRIPTION

SMDW - HEATSHRINK - TK THICK WALLED GLUE LINED 1 METRE

SMDW12-3TK	LENGTHS 12 MM THICK WALLED GLUE LINED - SHRINKS TO 3MM	1
SMDW22-6TK	22 MM THICK WALLED GLUE LINED - SHRINKS TO 6MM	1
SMDW34-9TK	34 MM THICK WALLED GLUE LINED - SHRINKS TO 9MM	1
SMDW40-12TK	40 MM THICK WALLED GLUE LINED - SHRINKS TO 12MM	1
SMDW56-17TK	56 MM THICK WALLED GLUE LINED - SHRINKS TO 17MM	1
SMDW92-26TK	92 MM THICK WALLED GLUE LINED - SHRINKS TO 26MM	1
SMDW120-35TK	120 MM THICK WALLED GLUE LINED - SHRINKS TO 35MM	1



XLP-HEATSHRINK-THIN WALLED-FLAME RETARDED YELLOW/GREEN STRIPE (EARTHING)

CAT NO

DESCRIPTION

STD PK

XLP3-4YG	3.0 MM THIN WALLED - SHRINKS TO 1.5MM	1
XLP5-4YG	5.0 MM THIN WALLED - SHRINKS TO 2.5MM	1
XLP7-4YG	7.0 MM THIN WALLED - SHRINKS TO 3.5MM	1
XLP10-4YG	10 MM THIN WALLED - SHRINKS TO 5.0MM	1
XLP13-4YG	13 MM THIN WALLED - SHRINKS TO 6.5MM	1
XLP20-4YG	20 MM THIN WALLED - SHRINKS TO 10.0MM	1
XLP25-4YG	25 MM THIN WALLED - SHRINKS TO 12.5MM	1
XLP38-4YG	38 MM THIN WALLED - SHRINKS TO 19.1MM	1



SEC HEATSHRINK KITS-VIC ONLY

CAT NO


DESCRIPTION

STD PK

CABLE SIZE CONDUIT SIZE GLOVE TYPE H/SHRINK TYPE TUBE SIZE

SEC1	2 CORE	10-16mm <sup>2</sup>	25mm	KEV2/1	XLP10	10mm	1
SEC2	2 CORE	10-16mm <sup>2</sup>	32mm	KEV2/3	XLP10	10mm	1
SEC3	3 CORE	10-16mm <sup>2</sup>	25/32mm	KEV320	XLP10	10mm	1
SEC4	4 CORE	10-16mm <sup>2</sup>	25/32mm	KEV420	XLP10	10mm	1
SEC5	4 CORE	16mm <sup>2</sup>	32/40mm	KEV430	XLP10	10mm	1
SEC6	2 CORE	25-35mm <sup>2</sup>	32/40mm	KEV2/3	XLP13	13mm	1
SEC7	3 CORE	25mm <sup>2</sup>	32mm	KEV320	XLP13	13mm	1
SEC8	3 CORE	25-35mm <sup>2</sup>	40/50mm	KEV330	XLP13	13mm	1
SEC9	4 CORE	25-35mm <sup>2</sup>	40/50mm	KEV430	XLP13	13mm	1
SEC10	2 CORE	50mm <sup>2</sup>	40/50mm	KEV2/3	XLP20	20mm	1
SEC11	3 CORE	50mm <sup>2</sup>	40/50mm	KEV330	XLP20	20mm	1
SEC12	4 CORE	50mm <sup>2</sup>	50mm	KEV430	XLP20	20mm	1
SEC13	4 CORE	50mm <sup>2</sup>	63mm	KEV440	XLP20	20mm	1






MWTM, a heat-shrinkable medium-wall tubing now in widespread use in terminations, joints and cable repairs throughout the world. Heating with a commonly available gas torch activates the tubing's "elastic memory"

Part No	Length	Cable Range	Expand Dia	Recovered Dia
MWTM 10/3	1.2M	3.5 to 9	10mm	3mm
MWTM 16/5	1.2M	5.5 to 14.5	16mm	5mm
MWTM 25/8	1.2M	9 to 22.5	25mm	8mm
MWTM 35/12	1.2M	13 to 31.5	35mm	12mm
MWTM 50/16	1.2M	17.5 to 45	50mm	16mm
MWTM 63/19	1.2M	21 to 57	63mm	19mm
MWTM 75/22	1.2M	24 to 68	75mm	22mm
MWTM 85/25	1.2M	27.5 to 77	85mm	25mm



WCSM is a heat-shrinkable heavy-wall tubing for insulating and sealing power cables and accessories. In WCSM tubing, the electrical and physical properties of a cable oversheath material are combined with ruggedness and easy installation.

Part No	Length	Cable Range	Expand Dia	Recovered Dia
WCSM 13/4	1.2M	4.5 to 11	13mm	4mm
WCSM 20/6	1.2M	6.8 to 17.5	20mm	6mm
WCSM 33/8	1.2M	9 to 30	33mm	8mm
WCSM 43/12	1.2M	13 to 39	43mm	12mm
WCSM 51/16	1.2M	17.5 to 44	51mm	16mm
WCSM 70/21	1.2M	23 to 62	70mm	21mm
WCSM 85/25	1.2M	27 to 76.5	85mm	25mm



# Rail Accessories

## Heatshrink



### DWP-125

#### **Flexible, high-shrink-ratio, adhesive-lined, polyolefin tubing**

\*3:1 shrink ratio allows insulation and sealing of irregular shapes.

\*Medium wall provides increased mechanical protection while maintaining flexibility when installed.


\*Adhesive bonds to a wide variety of plastics, rubber and metals (including polyethylene, neoprene & steel).







\*Operation temperature range -40 c to 110 c.


Part No	Length	Colour	Expand Dia	Recovered Dia
DWP125-3.2-0	1.2M	Black	3.2mm	1mm
DWP125-4.8-0	1.2M	Black	4.8mm	1.5mm
DWP125-6.4-0	1.2M	Black	6.4mm	2mm
DWP125-9.5-0	1.2M	Black	9.5mm	3mm
DWP125-12.7-0	1.2M	Black	12.7mm	4mm
DWP125-12.7-2	1.2M	Red	12.7mm	4mm
DWP125-19.1-0	1.2M	Black	19.1mm	8mm
DWP125-19.1-2	1.2M	Red	19.1mm	8mm
DWP125-25.4-0	1.2M	Black	25.4mm	13mm
DWP125-25.4-2	1.2M	Red	25.4mm	13mm
DWP125-38.1-0	1.2M	Black	38.1mm	13mm
DWP125-50.8-0	1.2M	Black	50.8mm	20mm

# Rail Accessories

## Heatshrink



HEATSHRINK		
PRODUCT IMAGE	PART NUMBER	DESCRIPTION
	<b>RAYMWTM10/3</b>	H/SHRINK TUBING, MED WALL, 10~3, COATED, 1.2m LONG
	<b>RAYMWTM16/5</b>	H/SHRINK TUBING, MED WALL, 16~5, COATED, 1.2m LONG
	<b>RAYMWTM25/8</b>	H/SHRINK TUBING, MED WALL, 25~8, COATED, 1.2m LONG
	<b>RAYMWTM35/12</b>	H/SHRINK TUBING, MED WALL, 35 TO 12, COATED, 1.2m LONG
	<b>RAYMWTM50/16</b>	H/SHRINK TUBING, MED WALL, 50~16, COATED, 1.2m LONG
	<b>RAYMWTM63/19</b>	H/SHRINK TUBING, MED WALL, 63~19, COATED, 1.2m LONG
	<b>RAY402W516</b>	GLOVE, HEATSHRINK, 3 FINGER 50~150mm <sup>2</sup> LV CONDUCTOR
	<b>RAY402W526</b>	GLOVE, HEATSHRINK, 3 FINGER 185~300mm <sup>2</sup> LV CONDUCTOR
	<b>RAY102L022</b>	END CAP, HEATSHRINK, 8~17mm OD
	<b>RAY102L044</b>	END CAP, HEATSHRINK, 30~45mm OD
	<b>RAY102L048</b>	END CAP, HEATSHRINK, 45~65mm OD




# Rail Accessories

## Earth Rods



LCCP



OER1440



EC130



CL602



EC19



CP502



DS81



DH6

### CABLE CLEANING PADS



CAT NO	DESCRIPTION	STD PK
LCCP	LARGE CABLE CLEANING PADS, (BOX OF 10)	50
SACHET SIZE - 70MM X 100MM (800/CTN)		

### EARTH RODS




CAT NO	DESCRIPTION	STD PK
OER1440	13MM DIAMETER X 1440MM LONG	10
OER1800	13MM DIAMETER X 1800MM LONG	10
OER2400	13MM DIAMETER X 2400MM LONG	10
OER1200X16	16MM DIAMETER X 1200MM LONG	10
OER1800X16	16MM DIAMETER X 1800MM LONG	10
OER1800X19	19MM DIAMETER X 1800MM LONG	10
OER2400X16	16MM DIAMETER X 2400MM LONG	10
OER2400X19	19MM DIAMETER X 2400MM LONG	10
OER3000X16	16MM DIAMETER X 3000MM LONG	10
OER3000X19	19MM DIAMETER X 3000MM LONG	10
OER1200X16B	16MM DIAMETER X 1200MM LONG EXTENSIBLE	10
OER1800X16B	16MM DIAMETER X 1800MM LONG EXTENSIBLE	10
OER1800X19B	19MM DIAMETER X 1800MM LONG EXTENSIBLE	10
OER2400X16B	16MM DIAMETER X 2400MM LONG EXTENSIBLE	10
OER2400X19B	19MM DIAMETER X 2400MM LONG EXTENSIBLE	10
OER3000X16B	16MM DIAMETER X 3000MM LONG EXTENSIBLE	10
OER3000X19B	19MM DIAMETER X 3000MM LONG EXTENSIBLE	10
<b>NOTE : ALL EARTH RODS ARE MOLECULARLY BONDED WITH A 99.9% PURE ELECTROLYTIC COPPER JACKET TO A MINIMUM RADIAL THICKNESS OF 250 MICRONS COMPLIANT TO UL467 AND BS6651 STANDARDS</b>		

### CLAMPS & ACCESSORIES FOR EARTH RODS



CAT NO	DESCRIPTION	STD PK
EC130	EARTH CLAMP FOR 13MM EARTH ROD, MAXIMUM CABLE SIZE 10MM <sup>2</sup>	25
CL602	EARTH CLAMP FOR 16MM EARTH ROD, MAXIMUM CABLE SIZE 50MM <sup>2</sup>	1
EC19	EARTH CLAMP FOR 19MM EARTH ROD, MAXIMUM CABLE SIZE 120MM <sup>2</sup>	1
CP502	COPPER ALLOY COUPLING FOR 16MM EARTH ROD	1
DS81	DRIVING STUD FOR 16MM EARTH ROD 1	1
DH2	DRIVING HEAD FOR 13MM EARTH ROD 1	1
DH6	DRIVING HEAD FOR 19MM EARTH ROD 1	1
CP503	COPPER ALLOY COUPLING FOR 19MM EARTH ROD	1
ES01	EARTH ROD SPIKE	1




### GROMMET EDGING

CAT NO	DESCRIPTION	STD PK
ED010	FLEXIBLE SOLID WALL 1MM X 10MTRS	1
ED016	FLEXIBLE SOLID WALL 1.6MM X 10MTRS	1
ED024	FLEXIBLE SOLID WALL 2.4MM X 10MTRS	1
ED032	FLEXIBLE SOLID WALL 3.2MM X 10MTRS	1
KG010	FLEXIBLE SLOT WALL - 1MM X 10MTRS	1
KG016	FLEXIBLE SLOT WALL - 1.6MM X 10MTRS	1
KG024	FLEXIBLE SLOT WALL - 2.4MM X 10MTRS	1
KG032	FLEXIBLE SLOT WALL - 3.2MM X 10MTRS	1
SW6	SPIRAL BINDING 3MM ID - 10MTRS	1
SW8	SPIRAL BINDING 6MM ID - 10MTRS	1
SW15	SPIRAL BINDING 12MM ID - 10MTRS	1
SW20	SPIRAL BINDING 16MM ID - 10MTRS	1
SW24	SPIRAL BINDING 20MM ID - 10MTRS	1








# Rail Accessories

## Circuit Breakers

### Miniature Circuit Breakers & Switch Disconnectors






### FEATURES

- AS 3111 approved (Approval No. N15215)
- Available in single, double, triple pole and four pole units
- Precision circuit breaker utilizing hydraulic magnetic technology results in accurate temperature independent tripping
- IP2X "finger proof" line and load box (tunnel) type terminals can accommodate copper cables up to 50mm<sup>2</sup>
- Clear positive identification for ON/OFF (I/O) provided
- Shunt trip provides for remote tripping
- Auxiliary switch provides for remote indication

### APPLICATIONS

- The SFM series of miniature circuit breakers provides circuit and equivalent protection for 240/415V AC and 125/250V DC systems
- Protection of cables, lighting, appliances, motors and general commercial, industrial and mining equipment




# Rail Accessories

## Circuit Breakers

### TECHNICAL DATA

PRODUCT TYPE:	SFM SERIES
Number of poles:	1, 2, 3, and 4 pole.
Standards:	AS 3111
Approval Number:	N15215
Standard Ampere Rating:	2,4,6,10,16,20,25,32,40,50,63,80,100A
Rated Voltage (Un): AC	1 pole 240V 2, 3 & 4 pole 415V
DC	1 pole 125V 2 pole 250V 3 pole 480V
Frequency:	50/60Hz for AC forms
Rated Breaking Capacity (kA):	6kA at 415/240V AC 5kA at 125V DC (1 pole) 3kA at 250V DC (2 pole) 1.5kA at 480V DC (3 pole)
Rated Impulse Withstand Voltage (Uimp):	6kV
Time Current Characteristics:	Curve 1 (Long) : (similar to Curve D) Curve 2 (Medium) : (similar to Curve C) Curve 3 (Short) :
Operating temperature:	-10 to +60°C
Storage temperature:	-20 to +60°C
Degree of Protection:	IP2X terminals
Rated Service Life (AC):	6000 electrical operations 4000 mechanical operations
Humidity:	To Mil-Std-202G Method 103B test condition A
Shock:	Single pole conforms to 50G shock at 6ms, when tested to Mil-Std-202G Method 213B test condition 1
Vibration:	Single pole conforms to Mil-Std-202G Method 204D test condition A It also conforms to IEC577, which is applicable to rolling stock
Mounting:	Surface, cliptray or front screws (M4)
Terminal connections:	Front connected box (tunnel) type main terminal suitable for up to 50mm <sup>2</sup> copper conductors (4Nm torque) Front connected screw type terminal suitable for up to 50mm <sup>2</sup> lugs (4Nm torque). Back/Rear connected stud type terminal fitted with M6 studs (2.5Nm torque)
Handle colour:	White – curve 2/3 circuit breaker AC Orange – curve 1 circuit breaker AC Blue – circuit breaker DC Green – switch disconnecter (non-auto)



## SF1EL RCBO - Combination Residual Current Device & Miniature Circuit Breaker

### FEATURES

- AS/NZS 3190 Type II approved ( Approval No.: NSW21007)
- Switches both Active and Neutral conductors
- Overload and short circuit protection
- Shock and fire hazard protection
- Suitable for pulsating DC current
- IP2X terminals
- Single phase over-current protection
- Hydraulic-magnetic RCBO:
  - Trip point unaffected by ambient temperature
  - Precision circuit breaker, always holds 100% of rated current
  - Immediate resetting after tripping (provided the fault condition has been cleared)
- Mid trip handle position indicating that the RCBO has tripped
- Optional integral padlock attachment accepting up to 8mm hasp
- Insulation resistance testing can be done with the handle in the off position (No disconnection of the unit is required)
- 26mm Module width

### APPLICATIONS

- All single-phase commercial, industrial and mining applications requiring high sensitivity earth leakage and precision over-current protection from electrical shock and fire hazards.




SF1EL

### TECHNICAL DATA

PRODUCT TYPE:	SF1EL
Standard Ampere Ratings (A):	6A to 40A
Sensitivity (mA):	30mA
Number of Poles:	1 + N
Equipment Type:	RCBO
Rated Voltage (V):	240V
Operating Voltage:	110V to 240V (50/60Hz)
Rated Breaking Capacity (kA):	6kA
Mounting Options:	Clip Tray or Surface Mount
Frequency:	50Hz to 60Hz
Mechanism:	Hydraulic-Magnetic and RCD
Tripping Curves (standard):	2
Operating Temperature:	-25°C to +60°C
Storage Temperature:	-40°C to +80°C




### TIME DELAY DATA

Std. Curve Codes		Percentage of Rated Current (In)				
		Trip Time in Seconds				
Curve 2	Limits	125%	200%	300%	500%	1000%
	Min	25	7	2.5	0.15	0.004
	Max	600	40	15	3	0.06




# Rail Accessories


## Circuit Breakers

CIRCUIT BREAKERS			
PRODUCT IMAGE	PART NUMBER	DESCRIPTION	USE
	<b>VARIOUS</b>	AC OR DC CIRCUIT BREAKERS With profiles designed to suit equipment (front mount) 13MM OR 18MM WIDE DIN MOUNT All Hydraulic Magnetic technology	AC DC Circuit Protection
	<b>CBI Hydraulic Magnetic MCBs</b>	Miniature circuit breakers AC DC	All CBI Circuit breakers utilize Hydraulic Magnetic technology which ensures the product will perform as designed even in the harshest weather conditions, no derating required due to heat.
	<b>SPB</b>	Pole top box fitted with Circuit Breakers 1 2 3 pole options availble	Circuit protection for pole mounted applications currently used in Street Lighting protection and residential protection. When the breaker trips the handle drops to indicate fault, can be easily reset from ground level










CIRCUIT BREAKERS			
PRODUCT IMAGE	PART NUMBER	DESCRIPTION	USE
	S125ND363	Terasaki MCCBs – special for rail	TemBreak DC rated MCCB's, Thermal and Magnetic Types. Special "ND" models for 350 V to 600 V DC use.
	S125ND350		
	S125ND332		
	S125ND320		
	S125ND3125		
	S125ND3100		
	S125ND463		
	S125ND450		
	S125ND432		
	S125ND420		
	S125ND4125		
	S125ND4100		
	S160ND363		
	S160ND350		
	S160ND332		
	S160ND320		
	S160ND3160		
	S160ND3125		
	S160ND3100		
	S160ND463		
	S160ND450		
	S160ND432		
	S160ND420		
	S160ND4160		
	S160ND4125		
	S160ND4100		
	S250ND3250		
	S250ND4250		
	S400ND3400		
	E125NJ320	Terasaki MCCBs	TemBreak2 Moulded Case Circuit Breakers, 125 & 160A frame sizes. Thermal magnetic & Electronic type breakers. 25, 36 and 65kA rated breakers. Provide power distribution and protection solution for industrial and commercial applications.
	E125NJ332		
	E125NJ350		
	E125NJ363		
	E125NJ3100		
	E125NJ3125		
	S125NJ320		
	S125NJ332		
	S125NJ350		
	S125NJ363		
	S125NJ3100		
	S125NJ3125		
	S125GJ320		
	S125GJ332		
	S125GJ363		
	S125GJ3100		
	S125GJ3125		
	S125GJ4125		
	S160NJ320		
	S160NJ332		
	S160NJ350		
	S160NJ363		
	S160NJ3100		
	S160NJ3125		
	S160NJ3160		
	S160NJ4160		
	S160GJ350		
	S160GJ363		
	S160GJ3100		
	S160GJ3125		
	S160GJ3160		
	S160GJ4160		




# Rail Accessories

## Circuit Breakers

CIRCUIT BREAKERS			
PRODUCT IMAGE	PART NUMBER	DESCRIPTION	USE
	S250NJ3250	Terasaki MCCB's	TemBreak 2 Thermal Magnetic & Electronic MCCB's. Frame sizes 250-630A. Provide power distribution and protection solution for industrial and commercial applications.
	S250NJ4250		
	S250GJ3250		
	S250GJ4250		
	S400NJ3250		
	S400NJ3400		
	S400NJ4250		
	S400NJ4400		
	S400NE3250		
	S400NE3400		
	S400NE4250		
	S400NE4400		
	S400GJ3250		
	S400GJ3400		
	S400GJ4250		
	S400GJ4400		
	S400GE3250		
	S400GE3400		
	S400GE4250		
	S400GE4400		
  	DTCB6102C	NHP MCBs	<p>Din-T6 Miniature Circuit Breakers, 6kA, 'C' curve type circuit breakers. Available in 1, 2 and 3 pole options</p> <p>The DIN-T family of MCBs comprises a comprehensive range with short circuit breaking capacity from 6kA up to 50kA for 240 / 415V AC applications and rated current range from 0.5 to 125A. The DIN-T MCB series is complemented by a comprehensive range of accessories including auxiliaries, main switches, shunt trips, motor operators, busbar combs, pushbuttons, lock dogs and more, combining to provide the complete solution for overload and short circuit protection for your commercial and industrial applications. This series is suited for installation with NHP loadcentres, NHP Concept family of Panelboards and NHP busbar chassis.</p>
	DTCB6104C		
	DTCB6106C		
	DTCB6110C		
	DTCB6113C		
	DTCB6116C		
	DTCB6120C		
	DTCB6125C		
	DTCB6132C		
	DTCB6140C		
	DTCB6150C		
	DTCB6163C		
	DTCB6202C		
	DTCB6204C		
	DTCB6206C		
	DTCB6210C		
	DTCB6213C		
	DTCB6216C		
	DTCB6220C		
	DTCB6225C		
	DTCB6232C		
	DTCB6240C		
	DTCB6250C		
	DTCB6263C		
	DTCB6302C		
	DTCB6304C		
	DTCB6306C		
	DTCB6310C		
	DTCB6313C		
	DTCB6316C		
	DTCB6320C		
	DTCB6325C		
	DTCB6332C		
	DTCB6340C		



CIRCUIT BREAKERS			
PRODUCT IMAGE	PART NUMBER	DESCRIPTION	USE
	DTCB10105C	NHP MCBs	<p>Din-T10, 10kA, 'C' curve type circuit breakers. Available in 1, 2 and 3 pole options</p> <p>The DIN-T family of MCBs comprises a comprehensive range with short circuit breaking capacity from 6kA up to 50kA for 240 / 415V AC applications and rated current range from 0.5 to 125A. The DIN-T MCB series is complemented by a comprehensive range of accessories including auxiliaries, main switches, shunt trips, motor operators, busbar combs, pushbuttons, lock dogs and more, combining to provide the complete solution for overload and short circuit protection for your commercial and industrial applications. This series is suited for installation with NHP loadcentres, NHP Concept family of Panelboards and NHP busbar chassis.</p>
	DTCB10101C		
	DTCB10102C		
	DTCB10104C		
	DTCB10106C		
	DTCB10110C		
	DTCB10113C		
	DTCB10116C		
	DTCB10120C		
	DTCB10125C		
	DTCB10132C		
	DTCB10140C		
	DTCB10150C		
	DTCB10163C		
	DTCB10205C		
	DTCB10201C		
	DTCB10202C		
	DTCB10204C		
	DTCB10206C		
	DTCB10210C		
	DTCB10213C		
	DTCB10216C		
	DTCB10220C		
	DTCB10225C		
	DTCB10232C		
	DTCB10240C		
	DTCB10250C		
	DTCB10263C		
	DTCB10305C	NHP MCBs	<p>Din-T10, 10kA, 'C' curve type circuit breakers. Available in 1, 2, 3 and 4 pole options</p> <p>The DIN-T family of MCBs comprises a comprehensive range with short circuit breaking capacity from 6kA up to 50kA for 240 / 415V AC applications and rated current range from 0.5 to 125A. The DIN-T MCB series is complemented by a comprehensive range of accessories including auxiliaries, main switches, shunt trips, motor operators, busbar combs, pushbuttons, lock dogs and more, combining to provide the complete solution for overload and short circuit protection for your commercial and industrial applications. This series is suited for installation with NHP loadcentres, NHP Concept family of Panelboards and NHP busbar chassis.</p>
	DTCB10301C		
	DTCB10302C		
	DTCB10304C		
	DTCB10306C		
	DTCB10310C		
	DTCB10313C		
	DTCB10316C		
	DTCB10320C		
	DTCB10325C		
	DTCB10 332C		
	DTCB10340C		
	DTCB10350C		
	DTCB10363C		
	DTCB10401C		
	DTCB10402C		
	DTCB10404C		
	DTCB10406C		
	DTCB10410C		
	DTCB10413C		
	DTCB10416C		
	DTCB10420C		
	DTCB10425C		
	DTCB10432C		
	DTCB10440C		
	DTCB10450C		
	DTCB10463C		





# Rail Accessories



## Safety Gear

### Safety Gear


Cat No.	Description
PROBB6	Bollard, Hi Vis, 6kg Base Reflective
PROTC450	Cone, Traffic, Orange 450mm
PROTC700	Cone, Traffic, Orange 700mm
PROTC450R	Cone, Traffic, Orange 450mm with reflective tape
PROTC700R	Cone, Traffic, Orange 450mm with reflective tape
SAF0001	Glasses Clear Lens Wrap Around Style
SAF0002	Glasses Smoke Lens Wrap Around Style
SAF0010	Glasses Clear Comfort Wrap Around Style
SAF0011	Glasses Grey Comfort Wrap Around Style
SAF0003	Glasses Clear Lens Sports Style
SAF0004	Glasses Mirror Lens Sports Style
SAF0013	Glasses Grey Sports
PRO5202	Safety Glasses, Radium Smoke
PRO8202	Safety Glasses, Mercury Smoke
TRA33765	Handy 3 First Aid Kit
T30066	First Aid Kit, Remote Area
T101171	First Aid Kit, Workplace Level 1, Polypropylene Case
TRACI	First Aid Kit, Hand #4 Vehicle Kit, Exceeds NSW C
TAP860530	Safety Tape Red & white Diagonal Stripe (50m)
TAP860540	Safety Tape Black & Yellow vertical Stripe, Tapex (50m)
TAP740100	Safety Tape Blue & White Diagonal Stripe (50m)
TAP871220	Safety Flags on Rope, Orange Tape Tapex 30m
REPLH2	Lead Hook 245mm x 120mm UV Non Conductive (2)
REPLH/500	Lead Hook 245 x 120mm Non Conductive UV (500)



	Cat No.	Description	Pack Qty
<b>Safety Vests</b>			
	RV-G-M	Visibility Waistcoat, Size M	1
	RV-G-L	Visibility Waistcoat, Size L	1
	RV-G-XL	Visibility Waistcoat, Size XL	1
	RV-G-XXL	Visibility Waistcoat, Size XXL	1
	RV-G-XXXL	Visibility Waistcoat, Size XXXL	1
	RV-O-M	Safety Vest, Size M	1
	RV-O-L	Safety Vest, Size L	1
	RV-O-XL	Safety Vest, Size XL	1
	RV-O-XXL	Safety Vest, Size XXL	1
	RV-O-XXXL	Safety Vest, Size XXXL	1

<b>Safety Helmets</b>			
	SHNV-W	Safety Helmet, Non Vent, White	1
	SHV-W	Safety Helmet, Vented, White	1
	SHV/EM	Safety Helmet, Vented, Complete with Ear Muffs	1
	SHNV-EM	Safety Helmet, Non Vent, Complete with Ear Muffs	1





# Rail Accessories

## Safety Gear

	Cat No.	Description	Pack Qty
--	---------	-------------	----------

### Gloves



RIG-M	Cow Grain Leather Gloves, Size M	1
RIG-L	Cow Grain Leather Gloves, Size L	1
RIG-XL	Cow Grain Leather Gloves, Size XL	1



ROG-M	Grey Cow Split Leather, Keystone Thumb, Unlined, Size M	1
ROG-L	Grey Cow Split Leather, Keystone Thumb, Unlined, Size L	1
ROG-XL	Grey Cow Split Leather, Keystone Thumb, Unlined, Size XL	1

### Ear Muffs



EM24	Ear Muffs	1
EM27	Ear Muffs	1

### Dust Masks



762612ML	Disposable Respirator, Size M/L	20
----------	---------------------------------	----




762612MLV	Disposable Respirator with Valve, Size M/L	10
-----------	--	----

### Roof Workers Kit



762208-15.0	Roof Workers Kit 15mt Rope	1
-------------	----------------------------	---



## Rail Contacts

### Rail Connections and Contacts

ERICO, the experts in electrical and mechanical connections to the rail offers CAD-WELD electrical connections provide a permanent, molecular bond for any signal and power applications. ERICO pre-engineered track connectors, multipurpose bonds and jumpers suit any mechanical connections to the rail.

Mechanical contacts and rail drilling machines for the rail are also available.

### ERICONTACT Products for Railways



### The perfect electrical contact for rail webs


The SK series of rail contacts provides a very high quality connection to the rail web with a very low contact resistance.

The contacts are quickly and easily fitted by means of a hydraulic tool, regardless of the weather conditions.

There is absolutely no risk of corrosion since all components of the fitting are manufactured from high-grade stainless steel.

Part No	Description	Web Thickness	Drill Size
SK8/14	Rail Contact M6 (signal) =AR67	14 - 16.5mm	8mm
SK19/14	Rail Contact M12 (power) =AR60	14 - 16.9mm	19mm
SK22/14	Rail Contact M12 (power) =AR65	14 - 17.9mm	22mm

We stock also stock a large range of Utilux rail lugs & links (copper, bi-metal & aluminium)



# Rail Accessories

## Track Bonding

### Rail Channel Pin



**Rail Channel Pin**  
**For stainless steel Hypalon cable**  
**& 7/1.40 steel signal wire.**  
**Easy hammer installation.**

PART No.	S/STEEL CABLE SIZE	DRILL SIZE	DISCRIPTION	PACK QTY
CHP1	7/1.40	7mm (9/32)	CHANNEL PIN SINGLE GROOVE #8	100

## TAPERED BOLT CONNECTIONS

Tapered Bolts



M12

Tapered Bolts Assembly




M6



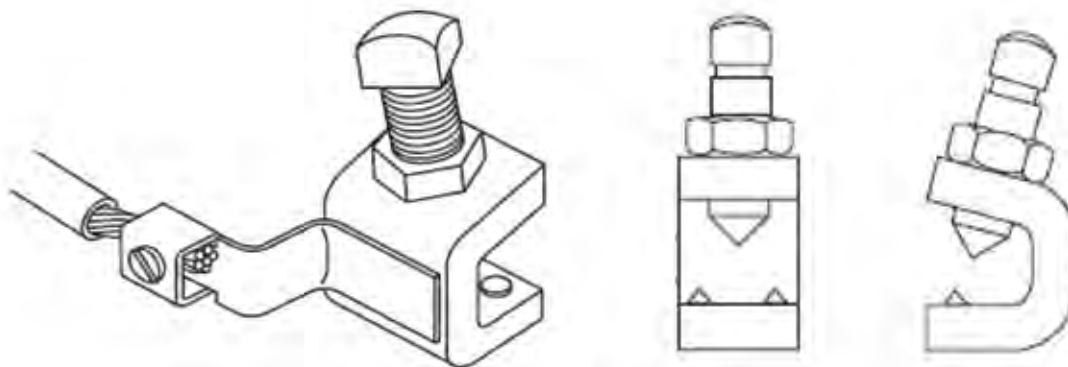
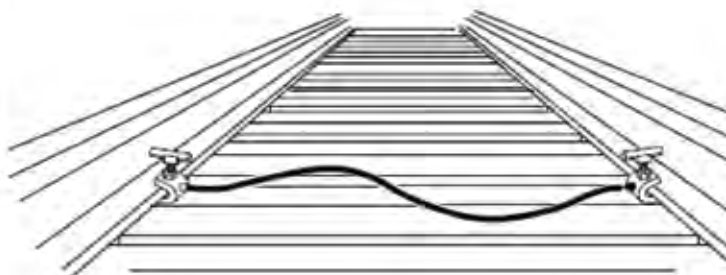
M12

PART No.	STUD HOLE SIZE	DISCRIPTION	DRILL SIZE
A1227	M6	RAIL BOLT S/STEEL 304 TAPER	9/32
A2007	M12	RAIL BOLT S/STEEL 304 TAPER	
A1197	M6	RAIL BOLT ASSEMBLY S/STEEL 304 TAPER	9/32
A1234	M12	RAIL BOLT ASSEMBLY S/STEEL 304 TAPER	



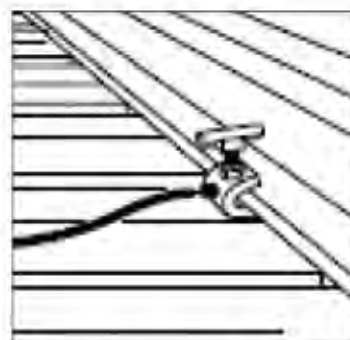
### Rail Clamps

#### TEMPORARY CONNECTORS



**Bolt Type A140**

Part Number	Description
A140	Bolt Type
A140WT	T-Handle Type




**T-Handle Type A140WT**

Makes temporary signal bonds and track circuit connections using your cable.

- Accepts cable sizes 16mm<sup>2</sup> to 50mm<sup>2</sup> diameter bond strand.
- Hardened contact points on clamps bite through rust and scale.





# Rail Accessories

## Track Bonding

### Rail Studs

#### RAIL STUD KITS



**ERICO** has developed over the past 15 years a range of Stainless Steel Stud Connections for the Rail Industry.

The Studs are connected directly to the neutral axis of the Rail web using Cadweld.

The Cadweld Material is a specialized formula designed specifically for Rail steel and is designated PB (Power Bond) or SB (Signal Bond) for easy identification they have a yellow lid.

There are various sizes including the 6mm and 12 mm Kits.

#### KIT6 Includes

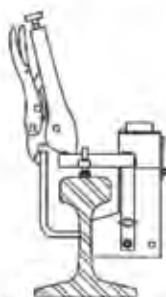
100 25mm x 6mm Stainless Steel Studs.
200 6mm Stainless Steel Shake proof washers.
100 SB32 Weld Metal.
100 6mm Stainless Steel Nylock Nuts.
1 ZR1273 Graphite Mould.
1 Mould Cleaning Tool.
1 T320 Igniter.

#### KIT12 Includes

100 38mm x 12mm Stainless Steel Studs.
100 Stainless Steel Spring Washers.
100 Stainless Steel Plain Washers.
100 PB90 Weld Metal.
100 Stainless Steel Half (lock) Nuts.
100 Stainless Steel Full Nuts.
1 ZR1274 Mould
1 Mould Cleaning Tool.
1 T320 Igniter.

#### ACCESSORIES

Handle Clamps
T21 Mechanical Handle Clamp.
MFU1032 Magnetic Handle Clamp.
SBC105R Quick Grip Clamp.




T-21 Clamping

#### Note:

ERICO has been making connections to the Rails since 1903 and still provide full training to users. Please contact GVK to arrange training in the correct procedures.

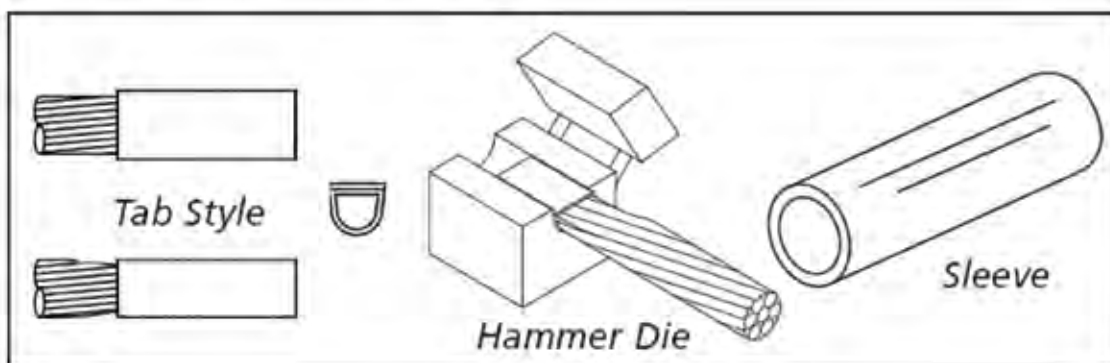




## Rail Bonding

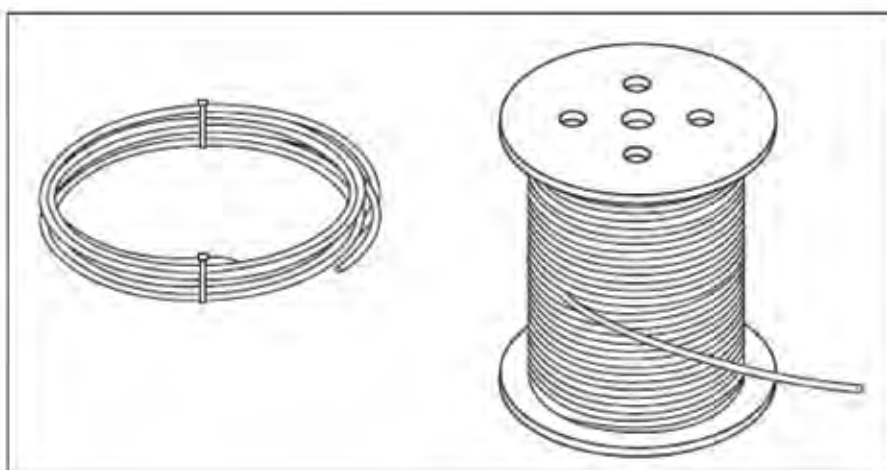
### FIELD MADE BONDS

#### Tab-Style Terminals




Cable Size	Terminal Length	Sleeve Part Number	Pack Size	Hammer Die Part No
3/16 (5mm)	25mm	SBS12C	100	SBD50

### SIGNAL CABLE



Part Number	Cable Size	Pack Size
SBS8CBARE	3/16 (5mm)	100' (30.48m)
SBS17CBARE	5/16 (8mm)	100' (30.48m)



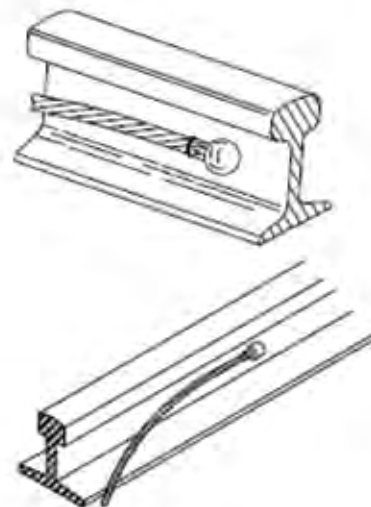
# Rail Accessories

## Track Bonding

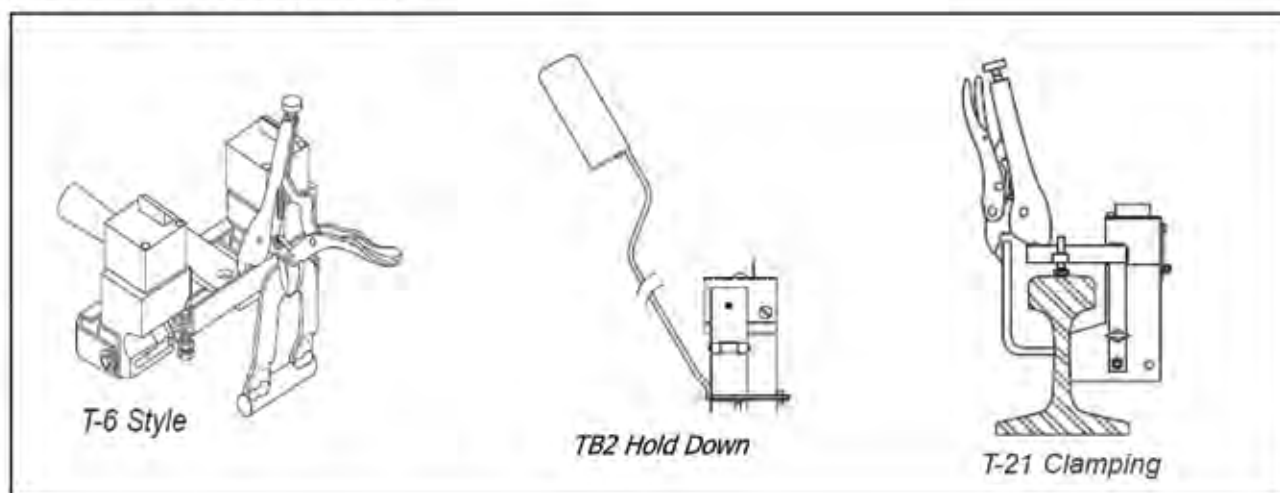
### Rail Bonding

**CADWELD** rail joint bonds provide:

- Maximum broken rail protection
- Unchanging electrical resistance
- Maximum corrosion resistance
- Easy installation, minimum installer skill required
- Simple & light portable installation equipment



### WELDERS & MOULDS



### CADWELD rod to cable

13mm Rod to 3 X 16mm<sup>2</sup> Cable



NCR Mould



Handle Clamp L160




Flint Gun T320



Mould Sealer

Mould	Handle	Weld Metal	Flint Gun	Mould Sealer
NCRP013W3	L160S	F20-90	T320	T403

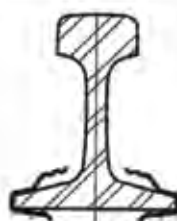


## Rail Cable Clips

Part Number	Max Cable	Packaging
SBA248B	9.5mm (3/8)	50
SBA251	9.5mm (3/8)	50
SBA252S0	19.1mm (3/4)	50



SBA248B



SBA251



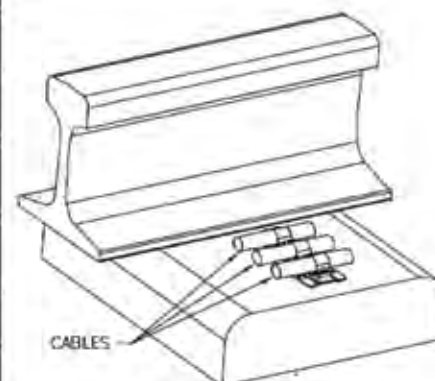
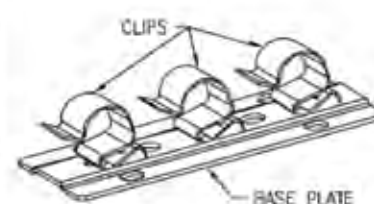
SBA252S0

## GLUE CONCRETE RAIL CLIP


- Hi performance new generation flexible glue.
- Perfect adhesion to concrete, steel, stainless steel.
- Can be used in water
- Application temperature: -40°C to +160°C.



Part No	Description	Cable	Base Plate	Clips Plate	Total Clips
GCHSC67	KIT GC-HSC67	6-7mm	30	4	120
GCHSC78	KIT GC-HSC78	7-8mm	30	4	120
GCHSC89	KIT GC-HSC89	8-9mm	30	4	120
GCHSC910	KIT GC-HSC910	9-10mm	30	4	120
GCHSC1011	KIT GC-HSC1011	10-11mm	30	4	120
GCHSC1214	KIT GC-HSC1214	12-14mm	30	4	120
GCHSC1518	KIT GC-HSC1518	15-18mm	30	3	90
GCHSC1924	KIT GC-HSC1924	19-24mm	30	3	90
GCHSC2530	KIT GC-HSC2530	25-30mm	30	2	60







# Rail Accessories

## Track Bonding

### Cadweld® Plus

**CADWELD® PLUS connections offer all the benefits of conventional CADWELD® connections:**

- Withstand repeated fault currents without failing during operation
- Exceed requirements of "IEEE® Std 837- Std. for Qualifying Permanent Connections Used In Substation Grounding"
- Join copper to copper, copper to galvanised or plain steel, copper to copper clad steel, copper to bronze/ brass/stainless steel, steel to steel, etc.
- Current carrying capacity equal to or greater than that of the conductor
- Permanent, molecular bond that will not loosen or corrode, resulting in a connection with a lifetime equal to that of the installation
- No external power or heat source required
- Quality Assurance Inspection is easy and visual
- Minimal installation training required
- Consists of a tamper proof, disposable, moisture-resistant welding material cup. The welding material, disk and ignition source are incorporated into the self-contained package
- Virtually unlimited shelf life
- Completes welds at distances of up to 6 ft/1.8 meters (up to 15 ft/4.6 meters with optional lead)
- Requires minimum components – no starting material, no disks, no flint igniters
- Easy to handle, store and transport – by air, land or sea in unlimited quantities
- Reduces installation time by 20%
- Has colour-coded welding material containers – by size and alloy type – for easy identification
- Has electronic ignition with a CE/UL® battery powered controller box that is designed for 600 connections with one set of 8 standard AA batteries (included) – requiring no special batteries or chargers
- Designed for use in standard CADWELD® moulds including CADWELD® MULTI

**The ultimate welded connection that will never loosen, corrode or increase in resistance just got BETTER.**

CADWELD PLUS is the latest advancement in the continuing evolution of ERICO's exothermic products. Since its development in 1938, CADWELD electrical connections have become recognized as the ultimate connection for rail, cathodic, power and grounding applications. ERICO has established itself as the worldwide connections leader. CADWELD PLUS continues this tradition of technical leadership.


The revolutionary CADWELD PLUS System is a simplified method of performing exothermically welded electrical connections. The CADWELD PLUS integrated welding material package has streamlined the installation process by eliminating ignition materials – reducing set up time.

The tamper proof, integrated welding material package consists of a steel cup containing CADWELD patented welding material alloys and ignition source. This new welding material package is designed for use in all standard CADWELD moulds including CADWELD® MULTI. Once placed in the CADWELD mould, the welding material is electronically ignited using a simple battery-powered control unit with six (6) foot lead.



#### CADWELD® PLUS

Feature	Benefits
<i>Integrated Welding Material Package</i>	<ul style="list-style-type: none"> <li>• Simplifies training and set up</li> <li>• Saves labour</li> <li>• Simplifies cleaning</li> </ul>
<i>Colour Coded Welding Material</i>	<ul style="list-style-type: none"> <li>• Reduces risk of misapplication</li> <li>• Simple visual verification of correct welding material size</li> </ul>
<i>Electronic Control Unit</i>	<ul style="list-style-type: none"> <li>• No starting material required</li> <li>• Easy ignition</li> </ul>
<i>Six Foot Control Unit Lead</i>	<ul style="list-style-type: none"> <li>• Increased flexibility in hard to reach areas</li> </ul>



## Cadweld® Plus

### Installation Is Easy!

#### 4 Simple Steps For Permanently Welded Electrical Connections



1  
Insert CADWELD® PLUS package into mould



2  
Attach control unit termination clip to ignition strip



3  
Press and hold control unit switch and wait for the ignition



4  
Open the mould and remove the expanded steel cup – no special disposal required

#### CADWELD PLUS for Grounding Applications

CADWELD PLUS Reference Code	Part No.	Size Identification Ring Color	Traditional Welding Material Part Number (Clear Cap)
15PLUSF20	165700	Black	15
25PLUSF20	165701	Red	25
32PLUSF20	165702	White	32
45PLUSF20	165703	Light Blue	45
65PLUSF20	165704	Dark Green	65
90PLUSF20	165705	Gray	90
115PLUSF20	165706	Orange	115
150PLUSF20	165707	Dark Blue	150
200PLUSF20	165708	Yellow	200
250PLUSF20	165709	Purple	250
300PLUSF20	165710	Light Green	use 2 x 150
400PLUSF20	165711	Brown	use 2 x 200
500PLUSF20	165712	Light Brown	500

#### CADWELD PLUS for Cathodic Applications

CADWELD PLUS Reference Code	Part No.	Size Identification Ring Color	Traditional Welding Material Part Number (Green Cap)
CA15PLUSF33	165713	Black	CA15/CA15S
CA25PLUSF33	165714	Red	CA25
CA32PLUSF33	165715	White	CA32
CA45PLUSF33	165716	Light Blue	CA45
CA65PLUSF33	165717	Dark Green	CA65

Gram weight PLUS welding material type i.e. 45PLUSF20



PLUSCU



PLUSCULD

CADWELD PLUS Patent Numbers 6,553,911 6,835,910 6,703,578


#### Accessories

Reference Code	Part No.	Description
PLUSCU	165738	CADWELD PLUS Control Unit
PLUSCUTSL	165745	CADWELD PLUS Control Unit with 15 ft. (4.6 meters) Lead
PLUSCULD	165739	CONTROL UNIT Replacement Lead 6 ft. (1.8 meters)
PLUSCULD15	165746	CONTROL UNIT Replacement Lead 15 ft. (4.6 meters)

CADWELD PLUS Control Unit initiates the reaction of the metal crucible. The standard unit includes a 6-foot (1.8 meter) high temperature control unit lead. The lead attaches to the ignition strip using a custom made, purpose-designed termination clip.

After the termination clip is installed on the ignition strip, the installer pushes and holds the ignition button to start a charging and discharging sequence. Within a few seconds the control unit sends a predetermined voltage to the ignition strip and the reaction is initiated.





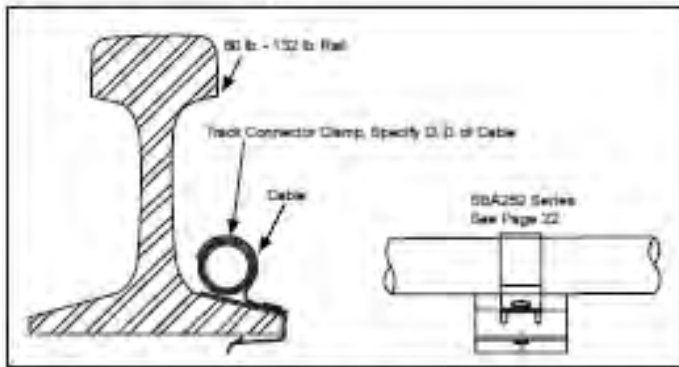
# Rail Accessories

## Track Clips

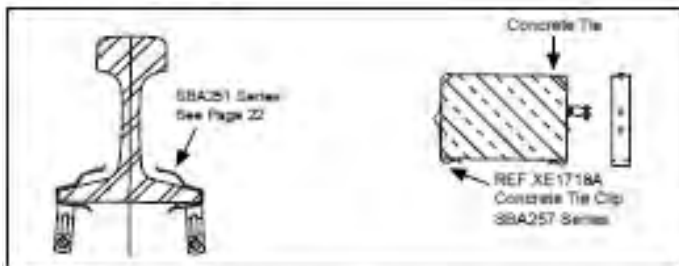
### TYPICAL APPLICATIONS

#### TRACK CLIPS

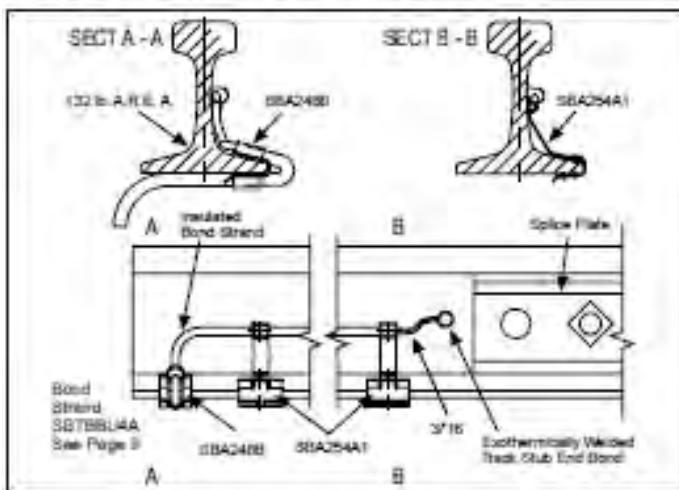
##### Track Retainer Clip



##### Rail Clip and Concrete Tie Clip (Contact ERICO)



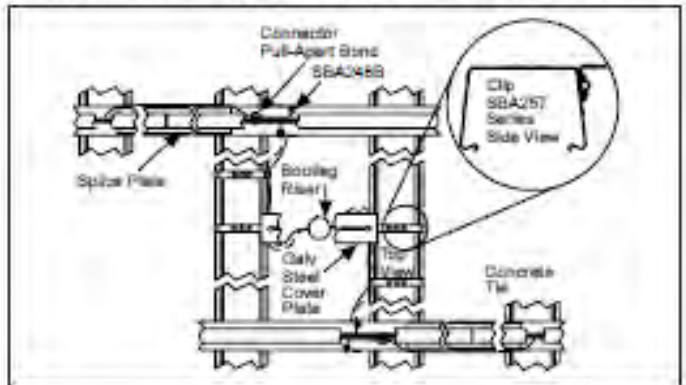
##### Clip, Bootleg, Track Connector



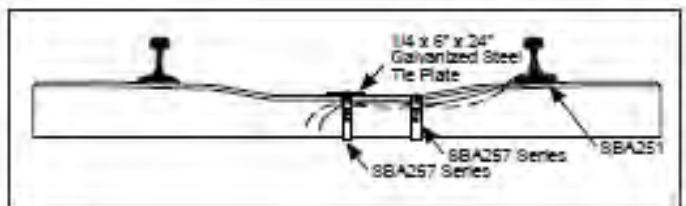
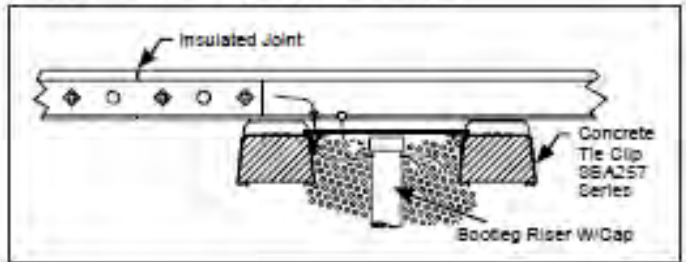
### TYPICAL APPLICATIONS


#### CONCRETE TIE CLIPS

##### Concrete Tie Clip Bootleg Riser 4-Wire Kit



##### Concrete Tie Clip Applications





## BellMega Insulation & Continuity Tester

BellMega BM-510 saves time by performing continuity testing and insulation leakage resistance testing simultaneously. The BellMega is a continuity tester for point to point wiring verification and includes Earth Leakage Detection of the wiring being tested. The high voltage DC source is regulated to provide a stable reference for insulation breakdown resistance detection. The earth leakage threshold is detected using the voltage divider principle. A regulated high voltage is applied to 2 known HV metal film resistors and a variable resistor is used to calibrate the threshold of detection as a function of time and leakage resistance.



### SPECIFICATION


Insulation Leakage Trip	110M $\Omega$
Insulation Leakage Trip Response Time	250ms @ 100M / 100pf
Insulation Voltage	500V dc +10/-5% @ 10M
Insulation Short Circuit Current	1.5mA Max
Continuity Threshold	10 $\Omega$
Continuity Constant Current	10mA +/- 1mA
Continuity Applied Voltage	5v DC +/- 2V (red=+)
Continuity Response Time	400ms +/- 100ms
Live Circuit Tolerance	250V AC/DC (350V Peak)
Low Battery Disable	9.4V-10.4V
Operating Current (battery)	125mA
Operation Time (fully charged battery)	8 hours (Approx.)
Plug Pack Type	9-24V @ 1A
Charge Time	3 hours min.
Insulation Sound Frequency Low	1.7Khz +/- 100hz
Continuity Sound Frequency Hi	2.2Khz +/- 100hz
Switch Mode Cycle Frequency	40-70Khz Factory Set

### PART NUMBERS

BellMega	BM-510
----------	--------

### ACCESSORIES/SPARES

Bag	BM-510-BAG
Lead Set	BM-510-LS
Battery Charger	BM-510-BC



### ELD-AC/DC Earth Leakage Detector

## ELD-AC/DC Data Sheet

### Earth Leakage Detector



#### Leakage from battery:

The interlocking circuits in railway signaling are often supplied from a battery in which neither of the poles are connected to earth. In the event of a single fault there is no danger, however, two or more faults occurring at the same time could create a dangerous situation. Therefore it is vitally important to supervise the battery supply continuously to prevent this from happening.

#### Leakage from cables, lamp circuits, etc.:

Cables which run in parallel with AC electrified railways are subjected to induced voltages. If an earth leakage occurs in the cable, these voltages can disturb devices which are connected to both cables. When earth faults occur in both supply and return wires yet another hazardous condition is created.

**These faults are detected reliably with MRD's Earth Leakage Detectors.**

#### Features

- Fail-safe or Non-Fail-safe contact operation
- Operation and alarm led's
- Manual test and reset buttons
- Continually self tests operation
- Adjustable sensitivity and delay
- Runs off 110/120/240V AC & 12V DC
- Displays fault level in K Ohms
- Remove fault before problems occur
- Displays fault time
- Track cause of fault
- Compact Size
- Din rail or Panel mounting
- Polycarbonate - self extinguishing enclosure
- RS-485 Communications Link
- Remote Test
- Remote reset
- Remote interrogation via Web/Modem
- Monitors AC and DC busbars
- Reduce stock levels
- Available off shelf
- Reduced lead times / order as required
- Auto calibrates to busbar voltage under test
- Low Cost
- 1/3 of the cost and more features than competitors units

#### Technical Data

##### AC Supply Voltage (AC Version)

Supply Voltage	85 – 264V AC
Frequency Range	50 – 60 Hz
Max. Power consumption	3VA

##### DC Supply Voltage (DC Version)

Supply Voltage	9 – 36V DC
Max. Power consumption	3W

##### Monitoring Voltage Range

DC Busbar Voltage	8 – 150V DC
AC Busbar Voltage	0 – 650V AC

##### Dimensions

Height	75mm
Depth	110mm
Width	100mm

##### Environmental Conditions

Operating Temperature	-10deg.C to +60deg.C
Storage Temperature	-10deg.C to +80deg.C
Climate class according to IEC 721	3K5 without condensation

##### General Data

BUS/GND Isolation Resistance	>100 KΩ
Connection Type	4mm Screw Terminal
Rapid Mounting	DIN #3 rail EN50022
Screw mounting	Screw mounts
Panel mounting	Panel mounting bracket available

##### Protection Class

- Internal components	IP30
- Terminals	IP02
- Housing	X470b, Self extinguishing polycarbonate
- Shipping Weight	0.4 Kg
Fault Contact Ratings	0.6A 125V AC 0.6A 110V DC 2.0A 30V DC

##### Trip Delay Range

Trip point	Adjustable 2 sec – 10 sec Adjustable 10 KΩ – 200 KΩ
------------	--

##### Part Number

ELDAC/DC-AUTO-110

ELDAC/DC-AUTO-12


ELDAC/DC-AUTO-PMB

##### Accessories:

ELD Panel Mount Bracket

##### Description

Monitors AC or DC busbars  
- Auto Detecting (AC Version)  
Monitors AC or DC busbars  
- Auto Detecting (DC Version)  
Q-Style Panel Mount Bracket



## LoadMate Locomotive Low Speed Controller

### LoadMate Locomotive Low Speed Controller Data Sheet



#### Features

- Controls Loco speed accurately and predictably
- Set Speed Control from 0.1 - 10Km/h in 0.1Km/h increments
- Speed and Set Speed are simultaneously displayed on high visibility readout
- Notch up and Brake on indications
- Built In Data Logger (optional)
- Console or Dash mountable
- Simple Installation & operation
- Affordable
- Australian made
- Customizable on request

#### Specification

Supply Voltage	50-74V DC
Tacho Input	130/500 PPR
Control Output	0-74V DC, 2A Max
Set Speed	0.1-10Km/H
Maximum Speed	99Km/H

#### Part Numbers


LoadMate Low Speed Controller	LOADMATE-LSC
-------------------------------	--------------

#### Spares & Accessories

Dash Mounting Kit (Magnetic)	LM-DMK-MAG
Dash Mounting Kit (Bracket)	LM-DMK-BKT








### RelayPro Automated Relay Tester

RelayPro is an automated relay tester which performs rapid testing and analysis of a relay's operation. Simply plug in relay, select type and press 'TEST'. RelayPro's auto logic identifies Pass/Fail status of relay automatically. RelayPro tests Static contact resistance, Contact configuration, Contact switch time, Coil resistance, Coil power, Energize voltage and Release voltage. Test results are displayed clearly in table and graphical format. Reports are created automatically in a PDF format.



SPECIFICATION	
Contact Resistance	+/- 1% +0.001Ω
Coil Resistance	+/- 1% +0.1Ω
Contact Switch Time	+/- 0.01S
Flash Clean Current	100 to 3000mA +/- 1%
Voltage Output	0-50V @ 500mA
PART NUMBERS	
RelayPro Automated Relay Tester	RELAYPRO
ACCESSORIES/SPARES	
External Test Base - Q Style	RELAYPRO-ETB-Q
External Test Base - PN150	RELAYPRO-ETB-PN150
External Test Base - NS1	RELAYPRO-ETB-NS1





## SB-100W Shunt Box Track Circuit Tester

### SB-100W Shunt Box Data Sheet

Track Circuit Tester



#### Features

- Precision Ranges 0 Ohms - 9.9 Ohms step 0.1 Ohms 1% Tolerance
- High power 100W resistors
- High stability and low temperature co-efficient
- Non-inductive load suitable for high frequency track circuits
- Water resistant / Dust proof metal enclosure
- Carry bag & Heavy Duty clips included


#### Benefits

Australian Designed & Manufactured  
Local Support  
3 Year Warranty

#### Options

Crocodile Clips  
G-Clamp Style clips





### StationMaster

MRD's StationMaster Next Train Information and Emergency Help system provides a simple turn-key solution to your platform information system requirements. With a highly visible, colour display; customers are able to see at a glance, live timetable, next train information and service updates.

## StationMaster® Data Sheet



#### System Features

- Live timetable, next train and service updates
- Built in multi-lingual voice engine
- Multi-lingual next train announcements
- Logs passenger usage statistics
- Integrated security communications
- Ethernet input
- Highly visible, sunlight readable touch display

#### Benefits

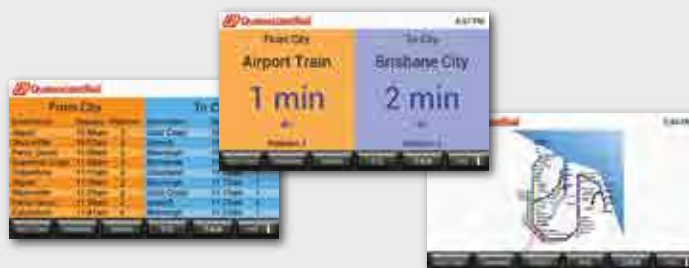
- Simple, cost effective and complete system
- Easy installation and maintenance
- No complex wiring systems requiring additional hardware configuration
- Connect to power and network and you're up and running
- No expensive software development required
- Australian designed and manufactured
- Local support
- 3 year warranty

MRD's StationMaster Next Train Information and Emergency Help System provides a simple turn-key solution to your platform information system requirements.

With a highly visible, colour display; customers are able to see at a glance, live timetable, next train information and service updates.

Multi-lingual announcements make it easy for foreign language speaking passengers to navigate your rail network.

A fully integrated emergency help phone with camera gives your passengers peace of mind with the knowledge that help is just a button click away.



#### StationMaster Technical Specification

##### Multi-Lingual Audio Next Train Announcements:

- Built in multi-lingual voice engine includes; English, Chinese, Japanese and Spanish
- Other languages are available upon request

##### Security & Communications:

- Analog camera input
- 2-way audio communications
- ONVIF compliant to allow easy integration with popular surveillance software packages
- Tested with Moxa and Milestone surveillance software

##### Display:

- Sunlight readable TFT display
- Projected capacitive touch screen
- Powdercoated aluminium enclosure
- IP67 Rated
- -20 to 70 Deg C
- Fanless design

##### Power:


- 9 – 36V DC

##### Inputs / Outputs:

Audio Input:	Microphone
Camera:	Analog camera input + power
Ethernet:	RJ-45 10/100M
User Inputs:	4 x push buttons + illumination power
Audio output:	3.5mm stereo jack
Relay output:	Suitable for strobe or other function

##### Options:

GPRS – Redundancy and standalone operation  
Additional languages  
Fibre-optic input  
Larger screen sizes available  
User interface customisation



## TrackScan Audio Frequency Selective Meter

TrackScan Audio Frequency Selective Meter has been designed to measure voltages at specific ML/EB/ABB TI21, CSEE, Aster/SF and Westinghouse FS2500 series track circuit frequencies. Measurements can be made without corruption from other track circuits or interference at non selected track circuit frequencies. e.g. 50/60Hz.

### TrackScan Data Sheet

### Audio Frequency Selective Meter



TrackScan can also measure track circuit current in the running rails when used in conjunction with the flexible current loop accessory (not included). The meter is supplied with a carrying case and test lead set.

#### JADE B

1595 Hz  
1894 Hz  
2206 Hz  
2500 Hz  
2841 Hz  
3157 Hz  
3472 Hz  
3750 Hz

BROADBAND 10 Hz - 4.5KHz

#### ML/EB/ABB TI21

A - 1699 Hz  
C - 1996 Hz  
B - 2296 Hz  
D - 2593 Hz  
E - 1548 Hz  
F - 2146 Hz  
G - 1848 Hz  
H - 2445 Hz

#### CSEE UM71 AF

1700 Hz  
2000 Hz  
2300 Hz  
2600 Hz

#### WESTINGHOUSE FS2500

1  
2  
3  
4

#### Specification

Input Voltage Range	20mVrms - 200Vrms
Passband Ripple @ Fc +/- 150Hz	+/- 1%
Attenuation @ Fc +/- 150Hz	80dB
Battery Life	8 Hours


#### Part Numbers

TrackScan Frequency Selective Meter	TRACKSCAN
-------------------------------------	-----------

#### Spares & Accessories

Bag	TS-BAG
Battery Charger	TS-BC






# Rail Accessories

## PVC Cable Duct

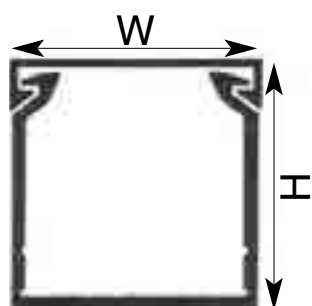
### Slotted type

#### The most comprehensive range

- High quality
- Slotted PVC
- Self-extinguishing
- Complete with cover
- Colour RAL 7030 Grey
- Standard length – 2 metres




T1 Ducting complete with cover




Dimensions (refer above)

Heights of 18 & 30 mm have 5 mm slot opening width and 7.5 mm finger wall width




Heights of 40-100 mm have 8 mm slot opening width and 12 mm finger wall width



# Rail Accessories

## PVC Cable Duct




### Slotted PVC duct complete with cover

Dimensions (mm)

T1 Ducting complete with cover

Width W	Height (with cover) H	Standard box (lengths)	Cat. No.	Per length (2m) Price \$	Cat. No.
15	18	36	T1 15-18		T1 15-18BX
25	30	36	T1 25-30		T1 25-30BX
25	40	36	T1 25-40		T1 25-40BX
40	40	20	T1 40-40		T1 40-40BX
60	40	12	T1 60-40		T1 60-40BX
80	40	12	T1 80-40		T1 80-40BX
100	40	8	T1 100-40		T1 100-40BX
25	60	24	T1 25-60		T1 25-60BX
40	60	18	T1 40-60		T1 40-60BX
60	60	12	T1 60-60		T1 60-60BX
80	60	12	T1 80-60		T1 80-60BX
100	60	8	T1 100-60		T1 100-60BX
25	80	24	T1 25-80		T1 25-80BX
40	80	16	T1 40-80		T1 40-80BX
60	80	12	T1 60-80		T1 60-80BX
80	80	12	T1 80-80		T1 80-80BX
100	80	8	T1 100-80		T1 100-80BX
120	80	8	T1 120-80		T1 120-80BX
25	100	8	T1 25-100		T1 25-100BX
40	100	8	T1 40-100		T1 40-100BX
60	100	4	T1 60-100		T1 60-100BX
80	100	4	T1 80-100		T1 80-100BX
100	100	4	T1 100-100		T1 100-100BX
150	100	4	T1 150-100		T1 150-100BX





# Rail Accessories

## PVC Cable Duct

### Slotted type

## Slotted Trunking

ALL DIMENSIONS ARE GIVEN IN MM - WIDTH BEFORE HEIGHT

CS2560  
CLOSED  
SLOTTED



OS2560  
OPEN  
SLOTTED



TS60LD LID  
TS25LD LID



### Closed Slotted Trunking - 2m Lengths

Ref No	Size	Pack
CS2530	25x30mm	12
CS2560	25x60mm	12
CS4040	40x40mm	12
CS4060	40x60mm	12
CS4080	40x80mm	12
CS6060	60x60mm	12
CS6080	60x80mm	8
CS8080	80x80mm	6
CS100100	100x100mm	6

AVAILABLE IN BLACK OR GREY

### Open Slotted Trunking - 2m Lengths

Ref No	Size	Pack
OS2530	25x30mm	12
OS2560	25x60mm	12
OS2580	25x80mm	12
OS4040	40x40mm	12
OS4060	40x60mm	12
OS4080	40x80mm	12
OS6060	60x60mm	12
OS6080	60x80mm	8
OS8040	80x40mm	12
OS8060	80x60mm	8
OS8080	80x80mm	6
OS10080*	100x80mm	6
OS100100	100x100mm	6


AVAILABLE IN BLACK OR GREY

\*AVAILABLE IN GREY ONLY

### Slotted Trunking (Lids only) - 2m Lengths

Ref No	Size	Pack
TS25LD	25mm	1
TS40LD	40mm	1
TS60LD	60mm	1
TS80LD	80mm	1
TS100LD	100mm	1

AVAILABLE IN BLACK OR GREY



## Narrow slotted type

### The most comprehensive range

- High quality
- Slotted PVC
- Self-extinguishing
- Complete with cover
- Colour RAL 7030 Grey
- Standard length – 2 metres



T1-E Ducting complete with cover

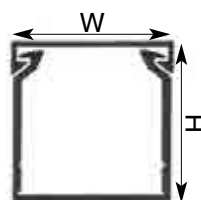
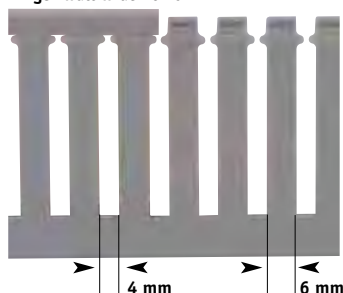
### Narrow slotted PVC duct complete with cover


#### Dimensions (mm)

Width W	Height (with cover) H	Standard box (lengths)	Cat. No.	Per length (2m) Price \$	Cat. No.
25	40	36	T1-E 25X40G		T1-E 25X40GBX
40	40	20	T1-E 40X40G		T1-E 40X40GBX
60	40	12	T1-E 60X40G		T1-E 60X40GBX
80	40	12	T1-E 80X40G		T1-E 80X40GBX
25	60	24	T1-E 25X60G		T1-E 25X60GBX
40	60	18	T1-E 40X60G		T1-E 40X60GBX
60	60	12	T1-E 60X60G		T1-E 60X60GBX
80	60	12	T1-E 80X60G		T1-E 80X60GBX
100	60	8	T1-E 100X60G		T1-E 100X60GBX
120	60	8	T1-E 120X60G		T1-E 120X60GBX
25	80	24	T1-E 25X80G		T1-E 25X80GBX
40	80	16	T1-E 40X80G		T1-E 40X80GBX
60	80	12	T1-E 60X80G		T1-E 60X80GBX
80	80	12	T1-E 80X80G		T1-E 80X80GBX
100	80	8	T1-E 100X80G		T1-E 100X80GBX
120	80	8	T1-E 120X80G		T1-E 120X80GBX
100	100	4	T1-E 100X100G		T1-E 100X100GBX

#### Dimensions (refer above)

Heights of 40-60-80 and 100 mm have a 4 mm slot opening width and finger wall width of 6 mm





# Rail Accessories

## PVC Cable Duct

### Solid type

#### Solid ducting with easy fit cover

- High quality
- Rigid PVC
- Self-extinguishing
- Non-slip cover design
- Standard length – 2 metres



TA Ducting complete with cover

#### Solid PVC duct complete with cover


##### Dimensions (mm)

Width W	Height (with cover) H	Cat. No.	Per length (2m) Price \$	Standard box (lengths)	Cat. No.
25	30	TA 25-30		36	TA 25-30BX
40	40	TA 40-40		24	TA 40-40BX
60	40	TA 60-40		12	TA 60-40BX
80	40	TA 80-40		8	TA 80-40BX
100	40	TA 100-40		8	TA 100-40BX
60	60	TA 60-60		12	TA 60-60BX
80	60	TA 80-60		8	TA 80-60BX
100	60	TA 100-60		8	TA 100-60BX
150	60	TA 150-60		6	TA 150-60BX
100	80	TA 100-80		8	TA 100-80BX
120	80	TA 120-80		8	TA 120-80BX
150	80	TA 150-80		6	TA 150-80BX
200	80	TA 200-80		4	TA 200-80BX

#### Spare cover section to suit type T1 – T1E – TA

##### For ducting width (mm)

	Cat. No.
25	COV 25
40	COV 40
60	COV 60
80	COV 80
100	COV 100
120	COV 120
150	COV 150



## Accessories

### CL wiring retainers – for use inside cable ducting

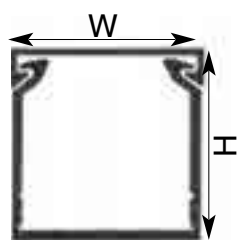
They are indispensable for retaining wires during wiring operations where the panel is in a vertical position. In case of alterations and/or maintenance of a finished panel, they facilitate access to the interior of cable ducting, avoiding at the same time cables falling out when the ducting cover is taken off.

With a simple rotating movement, they are firmly anchored in the recess boss in the ducting base.




CL Wire retainers

### Wiring retainers type CL



#### Suit ducting size (mm)

Width W	Height H	Cat. No.
40	40	CL 40-40
40	60	CL 40-60
40	80	CL 40-80
60	40	CL 60-40
60	60	CL 60-60
60	80	CL 60-80
60	100	CL 60-100
80	80	CL 80-80
100	60	CL 100-60
100	80	CL 100-80
100	100	CL 100-100
120	60	CL 120-60
120	80	CL 120-80
150	100	CL 150-100



Ductafix R4/R6

### Duct fixing rivets

Description	Pieces per Pack	Cat. No. <sup>1)</sup>
Ductafix rivet R4	250	DUCTAFIX R4
Ductafix rivet R6	250	DUCTAFIX R6



Cable duct 4F

### Cable duct cutting tool

Description	Cat. No.
Cable duct cutter with accessories	4F





# Tools

Rail Tools

Crimping Tools

Clamping Tools

Hydraulic Crimpers

Battery Powered Crimpers

Crimper Dies

Hydraulic Pumps

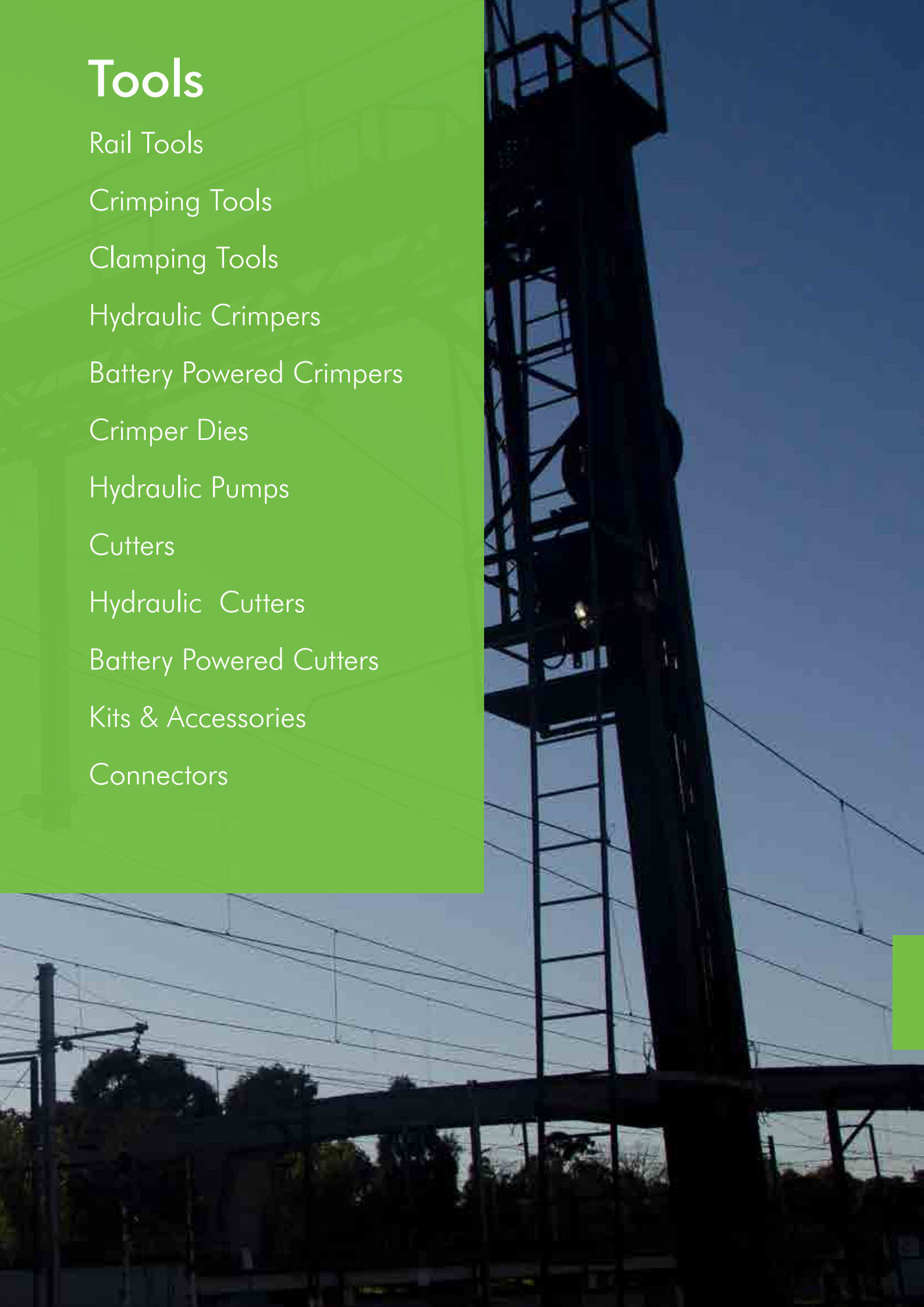
Cutters

Hydraulic Cutters

Battery Powered Cutters

Kits & Accessories

Connectors





# Tools

## Rail Tools



LY26-3



LY26-6



LY25-9



LY-322



LY-332



LY-700A



LY-700D



PDTOOL-M

### WIRE STRIPPERS



CAT NO	DESCRIPTION	STD PK
LY26-3	WIRE STRIPPER < 28-35MM <sup>2</sup> CABLE	1
LY25-4	WIRE STRIPPER < 35-50MM <sup>2</sup> CABLE	1
LY26-6	WIRE STRIPPER < 8-28MM <sup>2</sup> CABLE	1
LY25-9	WIRE STRIPPER < 4.5-25MM <sup>2</sup> CABLE	1
LY-322	WIRE STRIPPER < RG58/RG59-62/RG6/6QS	1
LY-332	WIRE STRIPPER < RG58/59/62/6/6QS/3C/4C/5	1
LY-700A	WIRE STRIPPER < 0.5-2MM CABLE	1
LY-700D	WIRE STRIPPER < 0.5-8MM CABLE	1

### PUNCH DOWN TOOL



CAT NO	DESCRIPTION	STD PK
PDTOOL-M	PUNCH DOWN TOOL	1



### TOOLS - GENERAL

CAT NO	DESCRIPTION	STD PK
<b>ALLEN KEY SET</b>		
AK9	ALLEN KEY SET - 9 PCE STAINLESS STEEL WITH T-WRENCH	1
<b>ADJUSTABLE WRENCHES</b>		
AW150	ADJUSTABLE WRENCH (150MM)	1
AW200	ADJUSTABLE WRENCH (200MM)	1
AW250	ADJUSTABLE WRENCH (250MM)	1
AW300	ADJUSTABLE WRENCH (300MM)	1
<b>PLASTERBOARD SAWS</b>		
SW12	PLASTERBOARD SAW	1
<b>UTILITY KNIVES</b>		
UK0306	UTILITY KNIFE WITH TPR GRIP	1
UK33085	UTILITY KNIFE WITH TPR GRIP & HOLSTER	1
<b>BLADES</b>		
SB0312 SB0312/5	RETRACTABLE BLADES (PACK OF 5)	1
<b>HACKSAWS</b>		
HACK	HACKSAW (12 INCH)	1
<b>TAPE MEASURES</b>		
OM8MT	TAPE MEASURE 8.0 METRES IN LENGTH (SELF LOCKING)	10
SF2	ULTRASONIC TAPE MEASURE WITH STUD FINDER	1
<b>CONTINUE ON NEXT PAGE...</b>		





# Tools

## Rail Tools



CH20



F240



BJ22



CG316B



MAG1



TP6



TP8



TPB

### TOOLS - GENERAL

#### CAT NO

#### DESCRIPTION

#### STD PK

#### HAMMERS

CH20

CLAW HAMMER 20OZ

1

F240

20oz Hammer, All Steel With Rubber Grip Handle

1

#### TOOL BOXES

BJ22

TOOLBOX - 22" BLACK (56CM X 26CM X 28CM)

1

#### CAULKING GUNS

CG316B

CAULKING GUN, MEDIUM DUTY, 9"

1

CG334

CAULKING GUN, HEAVY DUTY, 9"

1

#### MAGNETS

MAG1

EXTREME MAGNET - BLISTER PACK

12

#### TOOL POUCHES

TP6

6 POCKET TOOL POUCH

1

TP8

8 POCKET TOOL POUCH

1

TPB

BELT TO SUIT 6 & 8 POCKET TOOL POUCH

1



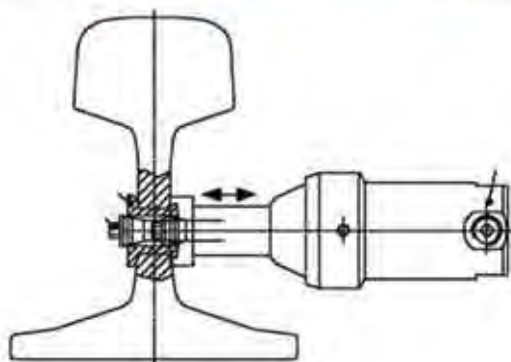
## Rail Insertion Tool

### HSKE Rail Contact Insertion Tool



#### The HSKE comes complete with:

- Mandrels for 19 & 22mm contacts
- Countersink tool
- Test gauge
- Metal case
- HSKE pump connected with a high pressure hydraulic hose to the PSKE unit



**\* Now also available is a Battery Insertion tool \***

### ACCESSORIES FOR 8MM CONTACTS



715216 8mm Mandrill for SK/8



715218 8mm Mandrill Adaptor





# Tools

## Rail Tools

### Rail Drill

#### SBM-V Rail Drilling Machine (2-stroke engine)



SBM-VS Rail Drill (715685)

#### SBM-V

A range of petrol rail drills designed for smooth, reliable and powerful drilling operation. The machines can take a range of drill sizes from signalling bond hole applications to fishbolt hole size.

A wide range of accessories are available: such as clamping units, drill cutters, along with rail profile and special application templates.



Coolant tank with pump

Part Number.	SBM-VS 267 rpm (715685)
Weight	13 kg
Dim (L x W x H):	330 x 480 x 270
Power output	1,4 kW
Speed	267 rpm or 212 rpm
Hole diameter	8 – 36 mm
Drive	2 stroke engine
Tool holding fixture	Weldon shaft 19 mm
Max. rail thickness	50 mm
Cooling system	Internal cooling system for hollow core drills with automatic coolant
Fuel	1:25 mixture
Kit includes	Drilling machine, coolant tank with pump, metal case, tool kit.

**\* Now also available is a 4-stroke & Electrical rail drill \***



Rail Clamp BSK1  
Over Rail (715360)



Universal rail Template 716202



19 & 22mm Drills



Rail Clamp BSF1  
Under Rail



Fixed Rail Template



8MMDRILL  
With ASP8 8mm  
Drill Adaptor & ZSP



### RAIL GRINDERS

#### Portable Grinder (2-stroke powered)



Part Number	Description
SBG200	Rail Grinder – 1.1 hp, 10,500 rpm, 13 lbs.

#### Portable Grinder (battery powered)



Part Number	Description
SBG100	Rail Grinder, 18 volt, 6,500 rpm, 7 lbs

### EARTH TESTERS

#### Earth System Tester Units



**EST3640** Fall-of-Potential, ground resistance (2 & 3 Point) measurements.

**EST4620** 4-Point Fall-of-Potential, 2 & 3-Point Fall-of-Potential, Step Voltage measurements.

**EST4630** 4-Point Fall-of-Potential, 2 & 3-Point Fall-of-Potential, Step Voltage measurements.

**EST6472** 4-Point Fall-of-Potential, 3-Point Fall-of-Potential, 3-Point Fall-of-Potential, 3-Point earth coupling measurements & frequency scan 40 to 513Hz noise.



# Tools

## Rail Tools

### Rail Contact Insertion

#### Tool HSKE

- Mandrels
- Countersink tool
- Test gauge
- Metal case
- HSKE pump
- Manual HSKE



### Rail Drilling Machine SBM-VS (2-stroke engine)

- Pump
- Metal case
- Tooling set
- Grease pistol



Universal rail profile  
Template 716202



8MMDRILL  
With ASP8 8mm  
Drill Adaptor



Rail fastening device BSK1  
for mounting over the rail head



### GENERAL PURPOSE COMBINATION CRIMPERS, CUTTERS & STRIPPERS

The K10 series of tools are designed for the handyman and should NOT be used for quality electrical installations.

#### Combination Non-Ratchet Crimper - 1.5 - 6mm<sup>2</sup>

Combination crimp tool. Low cost tool for crimping pre-insulated red, blue and yellow terminals, and copper lugs and uninsulated terminals 1.5 - 6mm<sup>2</sup>. Includes cutter, bolt cutter and wire stripper.

- Length: 230mm
- Weight: 220g

K10/3



#### Pre-insulated Terminal Crimper, 0.14 - 1mm<sup>2</sup>

CABAC's KTC05 is used to crimp very small pre-insulated terminals in the 0.14 - 1mm<sup>2</sup> range. There are three jaws with ranges 0.14 - 0.25mm<sup>2</sup> (yellow dot), 0.25 - 0.5mm<sup>2</sup> (green dot) and 0.5 - 1.0mm<sup>2</sup> (red dot). The red dot range can be used to crimp normal red (1.25mm<sup>2</sup>) terminals on small wires. The tool is ratchet controlled for crimp consistency and has a six way pressure adjustment.

- Length: 210mm
- Weight: 420g

KTC05



#### Copper Lug Hand Crimper, 1.5 - 10mm<sup>2</sup> - Precision

Precision ratchet lug crimper for indent crimping of copper lugs 1.5 - 10mm<sup>2</sup>. A ratchet operation ensures correct crimp.

- Ergonomic handles ensure reduced hand effort
- Length: 235mm
- Weight: 480g

HN1



#### Copper Lug Hand Crimper 1.5 - 10mm<sup>2</sup>

Low cost ratchet lug crimper. Indent crimper for copper lugs 1.5 - 10mm<sup>2</sup>. A ratchet operation ensures correct crimp and reduced hand effort.

- Length: 260mm
- Weight: 540g

HN2







# Tools

## Crimping Tools


### COPPER LUGS & UNINSULATED TERMINALS, 1.5 - 16mm<sup>2</sup>

#### Copper Lug Hand Crimper, 1.5 - 10mm<sup>2</sup> - Plier Style

Low cost, plier type tool for indent crimping 1.5 - 10mm<sup>2</sup> copper lugs and terminals.

- Length: 250mm
- Weight: 440g

K00




#### Copper Lug Hand Crimper, 1.5 - 16mm<sup>2</sup>

Low cost ratchet crimper crimps copper lugs and uninsulated terminals 1.5 - 16mm<sup>2</sup>. A ratchet operation ensures correct crimp and a 'W' crimp for large crimp range.

- Length: 280mm
- Weight: 500g

K26



#### Copper Lug Hand Crimper, 1.5 - 16mm<sup>2</sup> - Heavy Duty

Robust ratchet crimper for copper lugs and uninsulated terminals 1.5 - 16mm<sup>2</sup>. A ratchet operation ensures a correct crimp.

- Length: 320mm
- Weight: 720g

K27



#### Copper Lug Hand Crimper, 1.5 - 16mm<sup>2</sup> - Precision

High quality ratchet crimper for copper lugs and uninsulated terminals 1.5 - 16mm<sup>2</sup>. Has high leverage to create a 'W' crimp, from 6mm<sup>2</sup> upwards.

- Length: 325mm
- Weight: 600g

K25




#### Copper Lug Crimper 6 - 25mm<sup>2</sup>

Robust ratchet crimper that crimps a large range of copper lugs from 6mm<sup>2</sup> - 25mm<sup>2</sup>. The crimp is a 'W' crimp, which allows for the large range. High leverage handles make crimping effort easier. Ratchet operation ensures a correct crimp.

- Length: 360mm
- Weight: 800g

K28







### PRE - INSULATED TERMINALS

#### Pre-insulated Terminal Crimper, Red, Blue and Yellow

Low cost ratchet terminal crimper for red, blue and yellow pre-insulated terminals. Ratchet operation ensures correct crimp and reduced hand effort. When crimping flexible conductors in yellow terminals the maximum capacity of the tool is 6mm<sup>2</sup>.

- Length: 230mm
- Weight: 540g

KTC1




#### Pre-insulated Terminal Crimper - Light Weight

This tool is very useful for general electrical installation, in that it combines red and blue pre-insulated terminal jaws, with bootlace terminal jaws 0.25mm<sup>2</sup> - 2.5mm<sup>2</sup> (BLP025 to BLP250). It is also light weight made from a titanium alloy, with ultra soft cushioned handles. Ratchet operation ensures a correct crimp.

- Length: 210mm
- Weight: 200g

KTC2



#### Professional Crimping Tool - Super High Leverage Ergonomic Handles

- High precision ratchet style crimping tool for red, blue and yellow pre-insulated terminals
- Super high leverage ergonomic handles
- Jaws are hardened and polished to achieve optimum crimp
- Ratchet operation ensures correct crimp and reduced hand effort
- High quality tool will ensure years of precision crimping
- Ratchet release clip
- The tool features an adjustment dial to further enhance the quality of the tool

##### Crimping guide

Red	0.5 - 1.65mm	22 - 16 AWG
Blue	1.0 - 2.6mm	16 - 14 AWG
Yellow	2.6 - 6.6mm	12 - 10 AWG

KTC3



#### Pre-insulated Terminal Crimper, Red, Blue and Yellow - Precision

High precision ratchet terminal crimper for red, blue and yellow pre-insulated terminals. Jaws are hardened and polished to achieve optimum crimp. Ratchet operation ensures correct crimp and reduced hand effort. This tool is ultra high quality and should give years of precision crimping. Guaranteed for a million crimps.

- Length: 235mm
- Weight: 480g

HP3





# Tools

## Crimping Tools

### CRIMPERS FOR PRE-INSULATED TERMINALS - RATCHET STYLE

#### Pre-insulated Terminal Crimper, with Guard - Precision

This is the same as the HP3, but has a guard to locate terminals correctly in the tool prior to crimping.

**HP3/1**



#### Small Bootlace Crimper, 0.14 - 2.5mm<sup>2</sup>

CABAC's HNKE3 crimper is designed to crimp ultra small bootlace ferrules from 0.14mm<sup>2</sup> - 2.5mm<sup>2</sup>. There are seven jaw positions for bootlace pins 0.14, 0.25, 0.34, 0.5, 0.75, 1.0, 1.5 and 2.5mm<sup>2</sup>. Unique "ribbed" jaws crimp a roughened surface onto the ferrule to increase the "locking" of the terminal into the installation. The tool is ratchet controlled for crimp consistency, and has an eight position pressure adjustment.

- Length: 195mm
- Weight: 343g

**HNKE3**



#### Bootlace Crimper, 0.5 - 2.5mm<sup>2</sup> - Plier Style

Low cost manual plier type crimper for bootlace ferrules (BLP) and uninsulated end sleeves 0.5 - 2.5mm<sup>2</sup>. Spring opening action.

- Length: 145mm
- Weight: 160g

**HNKE6**



#### Bootlace Crimper, 0.5 - 16mm<sup>2</sup> - Low Cost

Low cost tool with a huge crimp range, for bootlace ferrules, insulated and un-insulated from 0.5 - 16mm<sup>2</sup>. The jaws are ribbed to create a roughened surface on the ferrule to increase "locking" on the terminal. The tool is ratchet controlled for crimp consistency, and the ratchet is adjustable to compensate for tool wear.

- Length: 203mm
- Weight: 400g

**HNKE5**






### BOOTLACE FERRULE CRIMPERS

#### Bootlace Crimper / Stripper / Cutter

This tool combines cutting, stripping and crimping of bootlace ferrules in one tool. Cutting capacity is 6mm<sup>2</sup> stranded or 4mm<sup>2</sup> solid. Stripping capacity is 0.5 - 6mm<sup>2</sup>, using the stripping jaw that automatically adjusts to the wire diameter, and strips the insulation 5mm, but does not remove it from the conductor. It will crimp bootlace pins 0.5 - 2.5mm<sup>2</sup> in one jaw and 4 - 6mm<sup>2</sup> in the other.

- Length: 160mm
- Weight: 120g

HNKE12



#### Die-less Bootlace Ferrule Crimper, 0.25 - 6mm<sup>2</sup>

The HNKE9 bootlace ferrule crimper has a unique crimp action, which automatically crimps a range of terminals from 0.25 - 6mm<sup>2</sup>. Simply insert the wire and ferrule and squeeze the handles, and the tool self adjusts and crimps. The crimp surface is "serrated" by the tool, creating an enhanced grip. The tool is ratchet controlled for crimp consistency, and has six pressure adjustments. Please ensure this tool is well oiled to ensure correct operation.

- Length: 170mm
- Weight: 400g

HNKE9



#### Die-less Bootlace Ferrule Crimper, 0.75 - 10mm<sup>2</sup>

The HNKE10 tool is the mid range tool in the die-less tool range, covering 0.75 to 10 mm<sup>2</sup>. The principal of the tool is that it has four faces that simultaneously move inward as the tool is closed, creating a square crimped pin with serrations on the pin. This action creates a self adjusting tool, which crimps over a large range. To crimp, simply insert the ferrule and squeeze the handles, and the tool does the rest. The tool is ratchet controlled for crimp consistency, and the ratchet has 9 adjustment positions, to compensate for tool wear. Please ensure this tool is well oiled to ensure correct operation.

- Length: 170mm
- Weight: 360g

HNKE10



#### Die-less Bootlace Ferrule Crimper, 4 - 16mm<sup>2</sup>

The HNKE11 tool is the large tool in the die-less tool range, covering 4 to 16mm<sup>2</sup>. The principal of the tool is that it has four faces that simultaneously move inward as the tool is closed, creating a square crimped pin with serrations on the pin. This action creates a self adjusting tool, which crimps over a large range. To crimp, simply insert the ferrule and squeeze the handles, and the tool does the rest. The serrations on the pin created by the crimp assist with grip of the pin in the terminal block. The tool is ratchet controlled for crimp consistency, and the ratchet has 6 adjustment positions, to compensate for tool wear. Please ensure this tool is well oiled to ensure correct operation.

- Length: 210mm
- Weight: 520g

HNKE11





# Tools

## Crimping Tools

### BOOTLACE FERRULE CRIMPERS

#### Bootlace Crimper, 16 - 35mm<sup>2</sup>

The HNK7 tool crimps the large end of the bootlace range, crimping from 16 - 35mm<sup>2</sup>. It is ratchet controlled for crimp consistency and the ratchet is adjustable. Jaws are serrated which create ribs on the bootlace pin so that it grips into the terminal block.

- Length: 220mm
- Weight: 430g

**HNK7**



#### Bootlace Crimper, 25 - 185mm<sup>2</sup>

CABAC's HNK8 crimper is designed to crimp large insulated and uninsulated bootlace ferrules. The tool has special half-moon style dies which support the back of the bootlace pin, and a flat indenter that crimps the pin. The tool is supplied with a bench mounting bracket. Crimp range is 25 - 185mm<sup>2</sup>, using separate nest dies for each size. The tool is supplied with a complete set of dies 25 - 185mm<sup>2</sup>.

- Length: 670mm
- Weight: 4.5kg

**HNK8**




#### Brass Terminal Crimper, 0.75 - 6mm<sup>2</sup> Roll Crimp - Precision

High precision brass terminal crimper, mainly quick connector type (QCB or MTB type) 0.75 - 6mm<sup>2</sup>. The crimp achieved is a roll crimp, which supports the insulation and crimps the wire. Not suitable for flag terminals. Features new ergonomic handles.

- Length: 230mm
- Weight: 540g

**HF1**



#### Brass Terminal Crimper, 0.75 - 6mm<sup>2</sup> Roll Crimp

Low cost brass terminal crimper. Mainly quick connector type (QCB or MTB type) 0.75 - 6mm<sup>2</sup>. The crimp achieved is a roll crimp, which supports the insulation and crimps the wire. Not suitable for flag terminals.

- Length: 230mm
- Weight: 500g

**HF2**





### Pre-insulated Terminal Crimper, 10 - 16mm<sup>2</sup>

High precision ratchet terminal crimper for pre-insulated terminals 10 - 16mm<sup>2</sup>. Jaws are hardened and polished to achieve optimum crimp. Ratchet is releasable and adjustable.

- Length: 235mm
- Weight: 475g

**HNN4**



### Flag Terminal Crimper

This tool is specially designed to crimp the CABAC fully insulated flag terminals, FIFQC1.25-6.4 (red) and FIFQC2-6.4 (blue). The terminal rests in an indent in the jaw of the tool, and the barrel is crimped. The tool has a ratchet to ensure complete crimp.

- Length: 230mm
- Weight: 580g

**KFLAG**



### Pneumatic Terminal and Lug Crimper - 5 Tonne

CABAC's PA-6B pneumatic crimper is designed for flexible production operations. The unit can be fitted with a range of jaws, to crimp pre-insulated terminals, uninsulated terminals, open barrel "roll crimp" style terminals, and a range of bootlace pin jaws, from 0.5 through to 50mm<sup>2</sup>. There is also a handy cutting die, for aluminium and copper wire up to 7mm O.D. The unit should be bench mounted, using the attachment base, and it is operated by a foot air valve.

- Air pressure requirement: 5 to 6 bar
- Output force: 1.3 tonne at 5 bar
- Weight: 2.7kg
- Dimensions of body: L225 x H135 x W90mm

**PA-6B**



#### Dies Available

Catalogue No.	Application	Range (mm <sup>2</sup> )
<b>LY-03C</b>	Pre-insulated	0.5 to 6
<b>LY-04C</b>	Pre-insulated	0.14 to 6
<b>LY-10</b>	Un-insulated and Lugs	1.5 to 8
<b>LY-03B</b>	Roll Crimp Open Barrel	0.5 to 6
<b>LY-04WF</b>	Bootlace Ferrule	0.5 to 4
<b>LY-06WF</b>	Bootlace Ferrule	0.75 to 6
<b>LY-16WF</b>	Bootlace Ferrule	6 to 16
<b>LY-25WF</b>	Bootlace Ferrule	10 to 25
<b>LY-35WF</b>	Bootlace Ferrule	16 to 35
<b>LY-50WF</b>	Bootlace Ferrule	25 to 50
<b>C-C7</b>	Cutting Die max.	7mm O.D. Cu & Al

#### Spare Parts

- PA-6BHD** Replacement complete head
- Y-PA6B JAWS** Replacement jaws





# Tools

## Crimping Tools

### COPPER LUGS, 6 - 120mm<sup>2</sup>

#### Copper Lugs Crimper, 6 - 50mm<sup>2</sup> - Hexagonal

Hexagonal copper lug crimper with crimp range 6 - 50mm<sup>2</sup>. Dies are self-contained and rotating, so they cannot be misplaced. Tool has an over-centre action to ensure complete crimp.

- Length: 390mm
- Weight: 1.3kg

**K05**

**Y-K05H/21** Spare die set



#### Copper Lugs Crimper, 6 - 120mm<sup>2</sup> - Hexagonal

Hexagonal copper lug crimper with crimp range 6 - 120mm<sup>2</sup>. Dies are self-contained and rotating, so they cannot be misplaced. Tool has over-centre action to ensure complete crimp.

- Length: 660mm
- Weight: 3.5kg

**K06**

**K06C** K06 with removable screw in handles in a carry case

**Y-K06H/3** Spare die set



K06C

#### Copper Lugs Crimper, 16 - 120mm<sup>2</sup> - Indent

Indent lug crimp tool for indent crimping copper lugs. Adjustable die enables indent crimping from 16 - 120mm<sup>2</sup>.

- Length: 650mm
- Weight: 3.6kg






**K9**



# Tools

## Crimping Tools









CRIMPERS			
PRODUCT IMAGE	PART NUMBER	DESCRIPTION	USE
	NH#11/1	TOOL RATCHET CRIMPER C/W LOCATOR RED TERMINALS	Ratchet type tool for RED (0.5 to 1.5mm <sup>2</sup> ) pre-insulated terminals only, with terminal locator. Ideal for OEM and production applications. Red handles match terminal colour, and identify which terminals can be crimped. CRIMP TYPE: Oval on conductor, diamond on insulation LENGTH: 265mm WEIGHT: 540g
	NH#12/1	TOOL RATCHET CRIMPER C/W LOCATOR BLUE TERMINALS	Ratchet type tool for BLUE (1.5 to 2.5mm <sup>2</sup> ) pre-insulated terminals only, with terminal locator. Ideal for OEM and production applications. Blue handles match terminal colour, and identify which terminals can be crimped. CRIMP TYPE: Oval on conductor, diamond on insulation LENGTH: 265mm WEIGHT: 540g
	NH#13/1	TOOL RATCHET CRIMPER C/W LOCATOR YELLOW TERMINALS	Ratchet type tool for YELLOW (2.5 to 6.0mm <sup>2</sup> ) pre-insulated terminals only, with terminal locator. Ideal for OEM and production applications. Yellow handles match terminal colour, and identifies which terminals can be crimped. CRIMP TYPE: Oval on conductor, diamond on insulation LENGTH: 330mm WEIGHT: 970g
	UTI#2119156-1	RATCHET CRIMPER TO SUIT H2698 TERMINALS	SDE Hand Crimp Tool
	UTI#38CKIT/1	TOOL HYDRAULIC CRIMP 12 TONNE WITH 11 HEX DIES, 16-300mm <sup>2</sup>	





# Tools

## Clamping Tools

CLAMPS		
PRODUCT IMAGE	PART NUMBER	DESCRIPTION
	UTIH3016M-30/1	BANDCLAMP 12mm x 30m MATT FINISH, 201 GRADE
	UTIH3004/100	BAND CLAMP BUCKLES 12mm S/S FOR UTIH3016 [100]
	UTIH3022M-30/1	BANDCLAMP 201 GRADE 19mm x 30m MATT FINISH
	UTIH3010/100	BAND CLAMP BUCKLES 19mm S/S FOR UTIH3022 [100]
	UTI#46/1	TOOL BAND CLAMP TENSIONING
	DULCLAMP210	CLAMP EARTH ROD CU 13-15mm ROD 16-120mm CONDUCTOR

# Tools

## Hydraulic Crimpers



### 5 Tonne Battery Powered Crimper - "Pistol Grip"

The CABAC B51 tool is a light weight and balanced tool, designed specifically for pole top and live - line work. It uses standard CABAC 5 tonne dies, and has a maximum capacity of 185mm<sup>2</sup>, with 5 tonne pressure at the die faces.

- Quick crimping action once trigger is pulled, using a dual speed hydraulic system
- Microprocessor controlled, automatically cuts the motor on completion of the crimp cycle, extending battery life
- Operating buttons are mechanically interlocked to prevent accidental operation
- Can easily be operated with one hand
- Has a maximum pressure valve
- 14.4V DC Ni-CD battery, 2.0Ah
- Has a battery residual power indicator, so you can see when battery will run out
- The head rotates 180° for ease of use in confined spaces
- Ultra low vibration and quiet operation
- Ergonomically designed with a sculptured body for operator comfort
- Dimensions: L297mm x H302mm x W94mm
- Weight: 3.8kg with battery

The B51 is supplied with a battery charger, spare battery, shoulder strap and a heavy duty carry case, which includes a 21 compartment die case.

**B51**



#### Accessories and Spares

<b>B131-C BATTERY</b>	NiCd Battery or
<b>CB1430H</b>	NiMH Battery
<b>DC1414</b>	240V charger
<b>B131-C CARCHARGER</b>	12V cigarette lighter charger cord

### 5 Tonne Hydraulic Crimper

The CABAC HT51 tool is a 5 tonne tool that is exceptionally light weight, and is designed primarily for the overhead linesman. It can be operated with one hand, and is small enough to be carried in the linesman's tool pouch.

- Nominal force 5 tonne at die faces
- Hexagonal dies for standard Australian dimensions
- Largest die size 22mm A/F, i.e., 185mm<sup>2</sup> AL lug
- Only 3 pumping operations required to complete crimp
- Trigger release
- Compact
- Ideal for overhead or confined applications
- Reduced opening width of handles

The HT51 is supplied in a sturdy plastic case with 20 die storage pockets.

**HT51**

- Rubber insulated handles
- Safety valve to protect against over-pressure
- Head rotates 180°
- The tool can be operated with one hand whilst using the other to ensure correct positioning of crimp
- Being light weight, authorities recommend this tool to reduce health and safety risk
- Length: 373mm
- Weight: 2.6kg without dies and case



#### Dies for 5 Tonne Tool Range

Nominal Conductor (mm <sup>2</sup> )	Copper Lugs		Copper FT Splices		Aluminium Lugs		Aluminium ABC Splices & Lugs	
	Die Catalogue No.	A/F Hex Die (mm)	Die Catalogue No.	A/F Hex Die (mm)	Die Catalogue No.	A/F Hex Die (mm)	Die Catalogue No.	A/F Hex Die (mm)
6	<b>M44-50</b>	4.4	<b>M82-50</b>	8.2	-	-	-	-
10	<b>M57-50</b>	5.7	<b>M82-50</b>	8.2	-	-	-	-
16	<b>M63-50</b>	6.3	<b>M82-50</b>	8.2	<b>M90-50</b>	9.0	-	-
25	<b>M77-50</b>	7.7	<b>M96-50</b>	9.6	<b>M90-50</b>	9.0	<b>M140-50</b>	14.0
35	<b>M92-50</b>	9.2	-	-	<b>M90-50</b>	9.0	<b>M173-50</b>	17.3
50	<b>M104-50</b>	10.4	-	-	<b>M132-50</b>	13.2	<b>M173-50</b>	17.3
70	<b>M115-50</b>	11.5	<b>M148-50</b>	14.8	<b>M132-50</b>	13.2	<b>M173-50</b>	17.3
95	<b>M142-50</b>	14.2	<b>M190-50</b>	19.0	<b>M173-50</b>	17.3	<b>M215-50</b>	21.5
120	<b>M165-50</b>	16.5	-	-	<b>M173-50</b>	17.3	-	-
150	<b>M183-50</b>	18.3	-	-	<b>M220-50</b>	22.0	<b>M215-50</b>	21.5
185	<b>M200-50</b>	20.0	-	-	<b>M220-50</b>	22.0	<b>M220-50</b>	-

Stay wire cutting die for 10mm O.D. max - Catalogue No. **MB52-50**

Insulink Dies - **CACC25**, **MC25-50**, **CACC35** - **MC35-50**, **CACD35** - **HT130-CC**



# Tools

## Hydraulic Crimpers

### Economy 12 Tonne Hydraulic Crimper - "C" Head

Economically priced 12 tonne tool with two stage pumping action which means rapid advancement of the piston in the early stages of the crimping process, with a "gear change" as the dies close on the lug, reducing crimp time dramatically. Nominal force 12 tonnes at the die face. Automatic trip out when maximum pressure is reached, to stop over pressure in the tool.

The head rotates 180° for work in tight spaces. Handles are made from reinforced glass fibre, to guard against accidental electrocution. The head is a standard "C" head accepting standard 12 tonne dies. Die range 16mm<sup>2</sup> - 300mm<sup>2</sup>. Refer to die selection charts in this section.

The tool is supplied in a heavy duty plastic carry case.

- Length: 660mm
- Weight: 740g
- Throat opening 38mm

CY0-510B



### 13 Tonne Hydraulic Crimper - 'C' Head

CABAC's 13 tonne 'C' head hydraulic crimpers come in two types, one with a 25mm throat opening and one with a 42mm throat opening.

- Quality manufacture and robust design will give years of trouble free service
- Nominal force of 13 tonnes at the die faces
- Head rotates 180° for work in tight spaces
- Shorter than most hydraulics on the market today allowing more flexibility and easier handling
- Two speed unit, which advances the dies at a high speed until a crimping force is encountered, and then automatically changes to a low speed. This saves time and effort in the crimping process.
- Nominal largest die size is 300mm<sup>2</sup> with a 28.4mm A/F (across the flat hex dimension)
- Accepts standard Australian and international 12 tonne dies
- Safety valve that protects against over pressure
- Supplied in a robust plastic case which houses up to 15 die sets

HT131-C

Standard 'C' head, 25mm throat

HT131LN-C

Large throat opening 'C' head, 42mm

Technical Data	HT131-C	HT131L-C
Length	480mm	520mm
Tool only weight	5.5kg	6.2kg
In case weight	8.0kg	8.7kg
Throat opening	25mm	42mm

Tool with complete Set of Copper Dies from 16mm<sup>2</sup> - 300mm<sup>2</sup>

HT131-C-WHQ

Spare Parts

Y-HT131-CASE Plastic storage case







### 13 Tonne Hydraulic Crimper - 'U' Head

This 'U' head tool has the same basic characteristics as the HT131-C, having a dual speed pump, head rotating 180° and crimp range up to 300mm<sup>2</sup>. It accommodates standard Australian dies. The main features for the 'U' head are:

- Easy access to tight cable joints, particularly in a trench
- Head can go over larger lugs and links than the 'C' head version
- Large throat opening

Shorter than most hydraulics in the market today, allowing more flexibility and easier handling.

- Length: 490mm
- Weight: 4.8kg (8kg in plastic case)
- Throat opening: 34mm

**HT131-UC**

Tool with complete Set of Copper Dies 16mm<sup>2</sup> - 300mm<sup>2</sup>

**HT131-UC-WHQ**

C Die Adaptor at Top of Head

**AU130-C**



### 13 Tonne Hydraulic Crimper - Remote 'U' Head

This is the remote head version of the HT131-UC. Must be combined with one of our hydraulic pumps or any other pump generating 700 bar (10,000 psi) pressure. Steel case for head and dies available as extra.

- Length: 245mm
- Weight: 3.7kg
- Throat opening: 34mm

**RHU131-C**

The tool is not supplied in a case because it is usually stored in the hydraulic pump case. Should you require a case the part number is:

**Y-RHC131 CASE**

C Die Adaptor at Top of Head

**AU130-C**



### 13 Tonne Hydraulic Crimper - Remote 'C' Head

These units are remote head versions of the HT131-C and HT131L-C hand held crimpers.

- There are two types in this range, one with a conventional 25mm throat 'C' head, and one with a wide throat 'C' head with a 42mm opening
- They should be used with a CABAC remote pump, or any pump developing 700 bar (10,000 psi) pressure
- Suits standard CABAC 12 tonne dies
- Crimp range to 300mm<sup>2</sup>, 28.4mm A/F (across the flat hex dimension)

**RHC131** Standard 'C' head, 25mm throat

**RHC131L-N** Large throat opening 'C' head, 42mm

Technical Data	RHC131	RHC131-L
Length	232mm	270mm
Weight	3.9kg	4.8kg
Throat opening	25mm	42mm

The tool is not supplied in a case, because it is usually stored in the hydraulic pump case. Should you require a case the part number is:

**Y-RHC131 CASE**





# Tools

## Hydraulic Crimpers

### 23 Tonne Crimper - Remote Head

This remote head develops 23 tonnes force at the die faces and as such can crimp to 630mm<sup>2</sup> copper and 500mm<sup>2</sup> aluminium. The main feature is that it is light weight and can be handled by one person. It should be coupled to one of our hydraulic pumps or any pump developing 700 bar (10,000 psi) pressure.

- Length: 315mm
- Weight: 5.3kg
- Throat opening: 50mm

#### ECW-H3D

Tool is not supplied in a carry case, because it is often stored in the pump case. If you require a case please add:

**Y-ECW-3D CASE** Steel storage case

**Y-ECW-3D D/HOLD** Die Holder Tray



#### Die Selection Chart for ECW-H3D Tool

Nominal Conductor (mm <sup>2</sup> )	Copper Die		Aluminium Die	
	Catalogue No.	A/F Hex (mm)	Catalogue No.	A/F Hex (mm)
16 - 300	Use 12 Tonne Dies with adaptor <b>ECW-H3D-AD</b>			
400	<b>ECW-H3D-400</b>	28.1	<b>ECW-H3D4/500AL</b>	39.0
500	<b>ECW-H3D-500</b>	31.0	<b>ECW-H3D4/500AL</b>	39.0
630	<b>ECW-H3D-630</b>	37.0	Not possible - use a RHU520	

Wire Cutting Die for **ECW-H3D** Head, maximum capacity is diameter 0.20mm for Al, Cu  
For steel conductors 19 x 2, 3 strands = exterior diameter 11, 5mm

#### WT2-30

### 52 Tonne Crimper - Remote Head

This remote head develops 52 tonnes force at the die faces and as such can crimp the largest copper and aluminium lugs and compression fittings up to 1200mm<sup>2</sup>. The RHU520 can be combined with one of our hydraulic pumps or any pump developing 700 bar (10,000 psi) pressure.

- Length: 235mm
- Weight: 18kg
- Throat opening: 75mm

#### RHU520

#### Die Selection Chart for RHU520 Tool

Nominal Conductor (mm <sup>2</sup> )	Copper Die		Aluminium Die	
	Catalogue No.	A/F Hex (mm)	Catalogue No.	A/F Hex (mm)
16 - 300	Use 12 tonne dies with adaptor <b>RHU520-AD</b>			
400	<b>RHU520-400</b>	28.1	<b>RHU520-4/500AL</b>	39.0
500	<b>RHU520-500</b>	31.0	<b>RHU520-4/500AL</b>	39.0
500	<b>RHU520-600</b>			
630	<b>RHU520-630</b>	37.0	<b>RHU520-800</b>	43.2
800	<b>RHU520-800</b>	43.2	<b>RHU520-800</b>	43.2
1000	<b>RHU520-1000</b>	48.0	<b>RHU520-1000AL</b>	52.5





### 600 Hydraulic Crimping Head

Complementing its range of hydraulic tools, CABAC introduces a new 600kN hydraulic crimping head, RHU600. Like its smaller counterparts, RHU600 is manufactured in thermally treated special steel to provide greater assurance of safety and reliability.

The cylinder of the head has a burnished surface coating while the piston, fork and die holder are in nickel plated, extremely high hardness material for enhanced resistance to oxidation from external agents, abrasion and wear.

The head is mounted on a cylindrical burnished base designed to maintain vertical stability during operation.

Equipped with a male automatic coupler for connection to 700 bar (10,000psi) hydraulic pumps, RHU600 must be used with semicircular 60 ton dies.

The basic configuration of RHU600 includes:

- RHU600 head
- Cylindrical base HS600
- Metallic case VAL 600 suitable for storing the head and base

- Length: 447mm
- Weight: 21kg
- Tool dimensions: L447 x W241
- Case dimensions: 470 x 225 x 231(H)mm

**RHU600**



### Die Selection Chart for RHU600 Tool

Nominal Conductor (mm <sup>2</sup> )	Copper Die		Aluminium Die	
	Catalogue No.	A/F Hex (mm)	Catalogue No.	A/F Hex (mm)
400	<b>RHU600-400</b>	28.1	<b>RHU600-4/500AL</b>	39.0
500	<b>RHU600-500</b>	31.0	<b>RHU600-4/500AL</b>	39.0
630	<b>RHU600-630</b>	37.0	<b>RHU600-800</b>	43.2
800	<b>RHU600-800</b>	43.2	<b>RHU600-800</b>	43.2
1000	<b>RHU600-1000</b>	48.0	<b>RHU600-1000</b>	52.5
1200	<b>RHU600-1200</b>	48.0		
1600	<b>RHU600-1600</b>	58.5		





# Tools

## Battery Powered Crimpers

### 13 Tonne Battery Powered Crimper

CABAC's B131-C series of tools are the most advanced 13 tonne battery hydraulic crimpers in the world today. There are two tool types, one with a conventional 'C' head and one with a large throat opening 'C' head. The features of these tools are:

- Lightweight - weighing 7 to 8kg with a battery
- Balanced - with a central handle, they are easy to hold and operate with one hand
- Ergonomically designed sculptured body for operator comfort.
- Two speed hydraulic system with automatic switch over to speed crimping
- A microprocessor control automatically cuts out the motor on completion of crimping operation, saving energy and extending battery life
- Mechanically interlocked operating switches to prevent accidental operation
- Quiet operation with very little vibration
- Quick crimping action and return, once trigger is released
- The head rotates 180° for ease of use in confined spaces
- Battery condition display indicates residual battery power
- Fitted with an integral socket for connection to 12V DC supply, typically a vehicle battery
- 14.4V DC Ni-CD battery
- The B131L-C model features a 42mm throat opening for easier insertion and removal of larger compression terminations and joints
- Tools accommodate standard CABAC 12 tonne dies
- Crimp range is up to 300mm<sup>2</sup>

Tools are supplied with:

- Battery charger
- Spare battery
- Shoulder strap
- Heavy-duty carry case, which includes compartments for 12 dies

**B131-C** Standard 'C' head, 25mm throat

**B131LN-C** Large throat opening 'C' head, 42mm

Technical Data	B131-C	B131L-C
Crimping force		130kN
Height		250mm
Length	420mm	460mm
Width		100mm
Battery		14.4V 2.0Ah
Weight (tool only)	7.4kg	8.2kg
Weight (with case)	13.8kg	14.6kg

#### Accessories and Spares

<b>Y-ESC600</b>	Vehicle battery cord 6m
<b>B131-C BATTERY</b>	NiCd Battery or
<b>CB1430H</b>	NiMH Battery or
<b>DC1414</b>	240V charger
<b>Y-B131C-CASE</b>	Replacement Case
<b>B131-C CARCHARGER</b>	12V cigarette lighter charger cord



# Tools

## Battery Powered Crimpers



### "PISTOL GRIP" STYLE

#### B135-C & B135-UC Battery Powered Hydraulic Crimping Tools

The **B135-C** Hydraulic Crimping Tool is a lightweight, easy to transport and use battery operated unit that complements the Cabac range of cordless hydraulic tools. The unit permits the crimping of electrical connectors in uncomfortable working conditions such as overhead lines and confined spaces. It is suitable for connectors up to 300mm<sup>2</sup>. It is a dual speed operation tool that automatically switches from rapid advancing speed to slower powerful ram crimping speed. It is easy to carry using a hand or shoulder strap and has a protective hand guard. It is supplied with a 14.4V, 2 A.h, Ni-CD batteries that are less sensitive to a memory effect and has a battery powered display that indicates the residual power level after operation. The B135-C is supplied in a moulded plastic box with two batteries and a battery charger. The die sets are supplied separately and can be stored in the case.

The **B135-UC** Hydraulic Crimping Tool is a light-weight portable battery powered crimp tool with all the features of the B135-C. The B135-UC has a "U" type head for easier access to crimp links when joining cable cores, because of the better clearance of the head. This crimping tool is suitable for work in restricted space.

- Lightweight
- Easy to use and hold
- Crimps from 6mm<sup>2</sup> - 300mm<sup>2</sup>
- Dual speed ram action
- Head Rotates 180°
- Protective hand guard
- Rechargeable batteries
- Battery power indicator
- 14.4V Ni-MH batteries, 3.0Ah



#### Ordering Information

Crimping Tool Part No: **B135-C** - Standard C Head 25mm

**B135-LN-C** - Large Throat opening 42mm

The B135-C is supplied in a plastic tool case with an operating manual, spare battery, battery charger and shoulder strap. Crimping dies are supplied separately.

Technical Data	B135-C	B135-UC	B135LN-C
Crimp Force		130kN	
Rated Operating Pressure		700 bar (10 000 psi)	
Length x Width x Height	361 x 84 x 302mm	374 x 84 x 302mm	298 x 122.5 x 75mm
Recommended Oil		AGIP Arnica 32 or Shell Tellus TX 32	
Weight including Battery	6.7 kg	6.6 kg	7.35 kg
Battery		14.4V, 3.0 Ah (Ni-MH)	
Throat Size	25mm	34mm	42mm

#### Accessories and Spares

<b>B131-C BATTERY</b>	NiCd Battery or
<b>CB1430H</b>	NiMH Battery or
<b>DC1414</b>	Battery charger
<b>B131-C CARCHARGER</b>	Car charger



#### Ordering Information

Crimping Tool Part No: **B135-UC**

The B135-UC is supplied in a plastic tool case with an operating manual, spare battery, battery charger and shoulder strap. Crimping dies are supplied separately.





# Tools

## Crimper Dies

### Dies for 12-13 Tonne Range

CABAC's range of 12 and 13 tonne dies are standard international dies that will fit most 12 tonne tools. The range shown is our standard range, any specials can be manufactured to order.

#### Aluminium Hexagonal Dies

Catalogue No.	Aluminium Conductor Size (mm <sup>2</sup> )	Aluminium Die A/F (mm)
HT-6/35AL	6-35	9.0
HT-50/70AL	50-70	13.2
HT-95/120AL	95-120	17.3
HT-150/185AL	150-185	22.0
HT-240/300AL	240-300	28.4

#### Copper Hexagonal Dies

Catalogue No.	Copper Conductor Size (mm <sup>2</sup> )	Copper Die A/F (mm)
HT130-C-6	6	4.4
HT130-C-10	10	5.7
HT130-C-16	16	6.3
HT130-C-25	25	7.7
HT130-C-35	35	9.2
HT130-C-50	50	10.4
HT130-C-70	70	11.5
HT130-C-95	95	14.2
HT130-C-120	120	16.5
HT130-C-150	150	18.3
HT130-C-185	185	20.0
HT130-C-240	240	23.1
HT130-C-300	300	26.0

Full Set of Copper Dies from 16mm<sup>2</sup> - 300mm<sup>2</sup>

**DIESET**

#### Hexagonal Dies for ABC Compression Sleeves

Catalogue No.	Conductor Size (mm <sup>2</sup> )	Die A/F (mm)
HT-25ABC	25	14.0
HT-35/95ABC	35-70	17.3
HT-95/150ABC	95-150	21.5

#### Special Dies for custom sized Aluminium and Copper crimp connections.

These dies are used where standard sizes are not suitable and an alternative "across the flat" measurement is required.

Catalogue No.	Die A/F (mm)	Catalogue No.	Die A/F
Aluminium Dies		Copper Dies	
HT-16.6AL	16.6	HT-13.0CU	13.0
HT-16.8AL	16.8	HT-13.7CU	13.7
HT-17.0AL	17.0	HT-19.3CU	19.3
HT-20.0AL	20.0	HT-22.0CU	22.0
HT-21.0AL	21.0	HT-22.3CU	22.3
HT-24.0AL	24.0		
HT-24.9AL	24.9		
HT-25.0AL	25.0		
HT-25.4AL	25.4		
HT-30.3AL	30.3		



#### Hexagonal Dies for Overhead Conductor - Copper Compression Sleeves

Catalogue No.	Conductor Standing (No./Dia.)	Die A/F (mm)
HT-16PT	7/1.63	8.2
	7/1.70	
HT-25PT	7/2.00	9.2
	7/2.03	
HT-35PT	7/2.62	11.5
HT-50PT	19/1.70	13.2
HT-70PT	19/2.00	14.8
	19/2.11	
HT-95PT	19/2.56	19.0


#### Hexagonal Dies for Overhead Conductor - Aluminium Compression Sleeves

Catalogue No.	Conductor Standing (No./Dia.)	Die A/F (mm)
HT-7/225AL	7/2.25	14.0
HT-7/250AL	7/2.50	14.5
HT-7/300-375AL	7/3.00	18.0
	7/3.75	
HT-7/450AL	7/4.50	19.0
HT-150/185AL	7/4.75	22.0
	19/3.25	
HT-19/375AL	19/3.75	26.2

**NOTE:** CABAC can manufacture dies to your requirements. Please call our engineering department for further information.

Standard sizes are to be used, unless otherwise specified by a product.

Special Dies are ordered as required - lead time up to 6 weeks.



## Dies for 12-13 Tonne Range

### Indent Dies for Sector Aluminium Lugs and Links

Conductor Size (mm <sup>2</sup> )	3 Core		4 Core	
	Nest	Indenter	Nest	Indenter
70	HT130-A12NEST	-	HT130-A14NEST	-
120	HT130-A12NEST	HT130-A16INDENT	HT130-A14NEST	HT130-A16INDENT
185	HT130-A12NEST	HT130-A18INDENT	HT130-A15NEST	HT130-A18INDENT
240	HT130-A12NEST	HT130-A19INDENT	HT130-A15NEST	HT130-A19INDENT
300	HT130-A12NEST	-	HT130-A15NEST	-



### Dies for Aluminium Links - New Zealand Style

Catalogue No.	To Crimp Link #	Die A/F (mm)
HT-A2	2	9.60
HT-A3	3	12.40
HT-A4	4	13.75
HT-A5	5	17.90
HT-A6	6	22.00
HT-A7	7	25.40
HT-A8	8	28.20
HT-A9	9	32.30



### 'C' - Connector Dies

Catalogue No.	Description
HT-CACC	Copper 'C'-Connector CACC die (Old Style)
HT-CAEC	CAEC - tap off die
MC25-C	'C' - Connector CACC25
MC35-C	'C' - Connector CACC35
MC70-C	'C' - Connector CACC70
MC95-C	'C' - Connector CACC95
MC185-C	'C' - Connector CACC120

### 'C' - Connector Crimping Dies

Connection Certified to IEEE 837-2002

Die	'C' - Connector
HT130-C0	CACD70
	CACE35/70
HT130-C1011	CACD240
	CACE70/240
	CACE120/240
HT130-C997	CACD120
	CACE70/120
HT130-CC	CACD35

'C' - Connector Dies



### Wire Cutting Dies

Catalogue No.	Description	Maximum Cutting Diameter*
HT-131-CD	HT131/B131-C	16mm
MB52-50	B51/B51/HTS1	
WT2-30	ECW-H3D	20mm

\*This cutting capacity relates to copper, aluminium and fine strand steel rope



# Tools

## Hydraulic Pumps

### Hydraulic Foot Pump - Double Stage

Double stage foot pump for faster crimping and cutting. Easy crimping with foot pump leaving hands free for cable and lug positioning. Extra large base gives maximum stability. Pump is supplied in a robust steel case with die compartment where applicable. Pump automatically releases once 700 bar (10,000 psi) pressure is achieved.

- Length: 680mm
- Weight: 13kg (pump only)

**PO7000**



### Hydraulic - 240V Electric Pump

Self-contained 300W single-phase unit with dual-stage pump and automatic release once full 700 bar (10,000 psi) pressure is achieved. Standard hose length is 3m. A 6m hose is available on request, part number HT-H6.

- Usable oil: 1.8 litres
- First stage pressure: 15 bar at 2.0 l/min
- Second stage pressure: 700 bar at 0.2 l/min
- Power: 240V, 1.6A
- Dimensions: L220 x W150 x H364mm
- Weight: 10.3 kg

**KSMP-3AR**

#### Spare/Extension Hoses

<b>HT-H3</b>	3m
<b>HT-H6</b>	6m



### Super Light Weight 240V Electric Pump

This pump is called the "peanut pump" for good reason. It is small and light weight, but produces a full 700 bar (10,000 psi) pressure and has sufficient oil volume to power all CABAC crimp heads and cutters.

- Two stage pumping with 2 l/min in low pressure stage, and 0.2 l/min in the high pressure stage
- Usable oil capacity 1.6 litres, total capacity 2 litres
- Will operate at any angle and can be tipped over without any leaks
- The motor and pump are totally enclosed and drip proof
- The remote control is 24V, for added safety
- Power: 240V, 4 Amps
- Dimensions: L320 x W140 x H175mm
- Weight complete: 7.2kg

The pump is supplied complete with a shoulder strap, remote control & 3M hose

**HPP1**







### Electrically Driven Hydraulic Pump

The CPE-1 is a mains power hydraulic pump. Designed to be lighter, but still delivering the usual maximum oil pressure of 700 bar and it is IP55 rated.

The CPE-1 is supplied with a three meter hose with 3/8" male & female self lock quick couplers and a hand controller. Optional accessories such as a remote foot controller and a transport trolley are available.

The hand controller allows for advancement and pressure release on completion of an operation. When the advance button is pressed, oil is pumped to the tool. When it is released the pressure will remain at the level reached. Keeping the advance button pressed after maximum pressure is reached, causes the motor to stop and the pressure remains at the level reached at that instant. Release of the button allows the release of oil pressure. It is possible to release oil pressure at any time by pressing the release button. A mechanically actuated release button is located on the pump body, allowing pressure release at any time including during a power outage.

#### Technical Data:

Maximum pressure: 700 bar (10 000 psi)

Mains Supply: 230V AC 50 Hz

Maximum Current:

Dimensions: L372 x W223 x H482

Weight: 21 kg

#### Optional Accessories:

**RCP-B70:** Remote foot controller

Dimension: L 285 x W225 x h690 ( with handle ) or 330 ( without handle )

Weight: 1,64 Kg

**CS-CPE-1:** transport trolley

Dimensions: length 544 x width 407 x h 1159 ( open ) and h 729 ( closed )

Weight: 7,65 Kg

**CPE-1**



### Battery Powered Hydraulic Pump

This pump is a state of the art unit, designed for mobile crimping and cutting. The output is 700 bar (10,000 psi) with a hydraulic trip at full pressure.

It can be used with any of the CABAC crimping heads and cutters. It has many advanced features designed into it such as:

- Low in weight and balanced - easy to carry by hand or with a shoulder strap
- Battery charge indicator and a 24V powerful nickel metal hydride battery that has a 60 minute recharge
- Microprocessor controlled, having features that cut the motor once full pressure is achieved, increasing battery life
- Manual pressure relief valve, to release pressure in problem situations
- Very sturdy impact proof case
- External 24V DC supply socket

The unit is supplied with a heavy-duty canvas carry bag, complete with charger, hoses and shoulder strap.

**B70M-P24**

#### Technical Data

Nominal pressure: 700 bar (10,000 psi)

Battery: Nickel metal hydride 24V 3Ah

Fluid flow/capacity: 0.61 l/min with 1000cm<sup>3</sup> reservoir

Dimensions: L345 x W164 x H323mm

Weight: 9.5kg





# Tools

## Hydraulic Pumps

### 35 Tonne Hydraulic Hole Punch

The CH-70 hydraulic hole punch is designed for heavy duty hole punching up to 20mm diameter. Maximum thickness of plate 8mm steel and 12mm copper. Portable or fixed application 70mm throat depth, allows holes to be punched well away from the edge. Integrated holding guide plate grips the work piece before punching. Supplied with 10, 12, 16 and 20mm dies. Attaches to any external hydraulic pump.

- Weight: 40.720kg
- Dimensions: H360 x D270 x W150mm

CH-70



### 15 Tonne Hydraulic Punch Die Set

The SKP-15 is a complete die punch set including a pump and various dies. The unit is an invaluable tool for punching round holes in steel plate up to 3.2 mm thick depending on the hole diameter. It has an output of 15 tonnes and a ram stroke of 25 mm.

Die sizes included are:

**Round** 22mm (0.866"), 27.6mm (1.086"), 34.1mm (1.343"),  
42.7mm (1.68"), 48.7mm (1.917"), 60.5 (2.381").

**Square** 32mm x 32mm

- Weight: 13.040kg

SKP-15

Optional Additional Dies & Accessories Sold Separately.

#### Selection Chart for SKP-15

Catalogue No.	Description
PD16.2	Punch Die Round 16.2mm
PD20.4	Punch Die Round 20.4mm
PD22.5	Punch Die Round 22.5mm
PD25.4	Punch Die Round 25.4mm
PD32.5	Punch Die Round 32.5mm
PD40.5	Punch Die Round 40.5mm
PD50.8	Punch Die Round 50.8mm
PD60.5	Punch Die Round 60.5mm
PD63.5	Punch Die Round 63.5mm
PDS32	Punch Die Square 32 x 32mm
PDSPACER	Punch Die Set Spacer
PDSPINDLE	Punch Die Set Spindles
DS15	Round Die Set Containing:
Round:	22mm (0.866"),
	27.6mm (1.086"),
	34.1mm (1.343"),
	42.7mm (1.68"),
	48.7mm (1.917"),
	60.5mm (2.381")




#### Technical Data

The unit comes in a metal box with pump, ram, die sets, accessories and operating instructions.

Dimensions (of Kit Box): L 410 x W 240 x H 135mm  
Weight of Kit: 15.2kg





### CUTTER HEAVY DUTY

CAT NO	DESCRIPTION	STD PK
L-25	PVC PIPE CUTTER < 34MM OD	1
L-25B	REPLACEMENT CUTTING BLADE FOR L-25 PVC PIPE CUTTER	1
L-42A	PVC PIPE CUTTER < 43MM OD	1
L-42B	REPLACEMENT CUTTING BLADE FOR L-42A PVC PIPE CUTTER	1
LK-60A	CUTTER HEAVY DUTY < 60MM <sup>2</sup> CABLE	1
LK-125	CUTTER < 125MM <sup>2</sup> CABLE LGTH 300MM	1
LK-325	CUTTER < 325MM <sup>2</sup> CABLE LGTH 600MM	1
LK-520A	CUTTER RATCHET ACT.< 400MM <sup>2</sup> CABLE	1





# Tools

## Cutters

### Cable Cutter, Double Action - Up to 185mm<sup>2</sup>

Small low cost cable cutter for **annealed** copper and aluminum conductors up to 185mm<sup>2</sup> (26mm over insulation).

Replacement blade catalogue no: **K101/1E**

- Length: 570mm
- Weight: 1.9kg

**K101/1**



### Cable Cutter - Up to 240mm<sup>2</sup>

Small cable cutter for **annealed** copper and aluminium conductors up to 240mm<sup>2</sup>. 'Parrot beak' blades do not distort cable - eases lugging.

Replacement blade catalogue no: **KME2 BLADE**

- Length: 610mm
- Weight: 1.8kg

**KME2**




### Cable Cutter - Up to 500mm<sup>2</sup>

Large cable cutter for **annealed** copper and aluminium conductors up to 500mm<sup>2</sup>. 'Parrot beak' blades do not distort cable - eases lugging.

Replacement blade catalogue no: **KME3 BLADE**

- Length: 805mm
- Weight: 2.8kg

**KME3**



### Cable Cutter, Double Action - Up to 500mm<sup>2</sup>


Large cable cutter for **annealed** copper and aluminium conductors up to 500mm<sup>2</sup> (40mm over insulation). Double acting head and extension handles give maximum leverage.

Replacement blade catalogue no: **K101/2E**

- Length: 950mm
- Weight: 3.7kg

**K101/2**





### Ratchet Cable Cutters, Compact - Up to 300mm<sup>2</sup>

Ratchet operated cable cutter. Compact cutter for cutting **annealed** copper and aluminium conductors up to 300mm<sup>2</sup> (maximum 32mm outside diameter.) Small size enables cutting in tight spots. Ratchet reduces hand effort. New wide ratchet for longer life.

- Length: 260mm
- Weight: 680g

K683/T

#### Replacement Blades

Y-K683T/3 Moving blade

Y-K683T/4 Fixed blade



### Ratchet Cable Cutter, Compact - Up to 400mm<sup>2</sup>

This cutter is a compact single hand operated cutter, that will cut up to 52mm outside diameter, with a nominal maximum capacity of 400mm<sup>2</sup>. For cutting **annealed** copper and aluminium cables only, not hardened overhead style aluminium or ACSR. It's small size allows it to fit in the average tool box. The ratchet reduces hand effort.

- Length: 260mm
- Weight: 820g

K684/T



### Bolt Cutter - 10mm O.D.

The CABAC bolt cutter has an offset jaw that is specially designed to cut wire basket type cable tray. It will cut mild steel up to 10mm diameter.

- Length: 600mm
- Weight: 2.5kg

KBC24





# Tools

## Cutters

### ACSR, STEEL WIRE & ARMoured CABLE

#### ACSR and Steel Wire Ratchet Cutter - 25mm O.D.

Compact ratchet cable cutter, designed to 400mm<sup>2</sup> ACSR maximum, and 150mm<sup>2</sup> steel wire cable, typical maximum O.D. of 25mm. It will easily cut conductors up to:

- Bare copper building wire up to 400mm<sup>2</sup> (61 x 2.85)
- Flexible copper cables up to 500mm<sup>2</sup>
- Aluminium 630mm<sup>2</sup> XLPE double insulated

The handles extend and lock into place. To open the cutter, release the blade ratchet by pulling handles completely open. Supplied with a canvas carry bag.

- Length: 560mm (handles not extended)
- Weight: 3kg

**K686/T**

**Spare Blade**

**Y - K686T/MBLADE**



#### Armoured Cable Ratchet Cable Cutter - 58mm O.D.

Compact ratchet cable cutter, designed to cut 3 by 120mm<sup>2</sup> armoured cable maximum. Typical maximum O.D. of cable that the tool will cut is 58mm. It will easily cut normal copper or aluminum cable. The handles extend and lock into place. To open the cutter, release the blade ratchet by pulling handles completely open. Supplied with a canvas carry bag.

- Length: 505mm (handles not extended)
- Weight: 3kg

**K687/T**

**Spare Blade**

**Y - K687T/MBLADE**



#### Armoured Cable Ratchet Cable Cutter - 3 x 300mm<sup>2</sup>

Compact ratchet cable cutter, designed to cut 3 x 300mm<sup>2</sup> cable and 100mm<sup>2</sup> copper aluminium armoured cable. The handles extend and lock into place. To open the cutter, release the blade ratchet by pulling the handles completely open. Supplied with a canvas carry bag.

- Length: 480mm (handles not extended)
- Weight: 6.5kg

**K688/T**



#### Armoured Cable Ratchet Cable Cutter - 130mm<sup>2</sup>


Compact ratchet cable cutter, designed to cut 3 x 300mm<sup>2</sup> cable and 130mm<sup>2</sup> aluminium armoured cable. The handles extend and lock into place. To open the cutter, release the blade ratchet by pulling the handles completely open. Supplied with a canvas carry bag.

- Length: 480mm (handles not extended)
- Weight: 7.5kg

**K689/T**







### Cable Cutters for Attachment to Hand Held Drilling Machines

Cabac offer a new range of cable cutters that attach to a hand held electrical drill. This range of cutters offers a number of blade types for cutting different materials and cable sizes. The blades are connected to a gearbox, which in turn connects to a drilling machine via a shaft. A handle and locking-bar ensure firm attachment to the handle of the drill. The blade can be sharpened using a file or mini grinder.

#### Features

- Easy to use
- Simple attachment to the electrical drill
- Various cutting sizes available from 30mm to 100mm diameter cable
- Packed in an easy to carry case



Example of use. Hilti Drill not included.



#### Ordering Information

##### Cutter Range

Part Number	Blade Type	Weight	Dimensions
<b>DDQ30</b>	ACSR < Ø 30mm, chain, Copper cable < 400mm <sup>2</sup>	2.9 kg	200 x 200 x 90
<b>DDQ33</b>	Steel Rope < 22 mm	2.9 kg	200 x 200 x 200
<b>DDQ53</b>	ACSR < Ø 53mm, Aluminium cable, mild steel bar	3 kg	220 x 220 x 90
<b>DDQ80</b>	Aluminium & copper cable < Ø 80mm (not for steel wire)	3.9 kg	260 x 260 x 90
<b>DDQ100</b>	Aluminium & copper reinforced cable < Ø 100mm (not for steel wire)	4 kg	280 x 260 x 90

The cutters are supplied in an aluminium case with the blade/gear unit, handle, locking-bar and application manual.

**NOTE:** Minimum recommended drill size 24 Volt or electric.

### Hydraulic Cutter - Economy Max 240mm<sup>2</sup>

Economically priced. Designed to cut cable with a shearing scissor action. Maximum capacity: ACSR 19mm to 120mm<sup>2</sup>, Copper or Aluminium cable 28mm<sup>2</sup> to 240mm<sup>2</sup>. Self contained hand hydraulic pump develops 6.7 tonnes. Head swivels for access into tight situations. Hardened steel blade specifically to cut ACSR. Supplied in a sturdy case.

- Length: 500mm
- Weight: 6.20kg

**CPC-30A**







# Tools

## Hydraulic Cutters

### STEEL & WIRE ROPE

#### Hydraulic Steel and Wire Rope Cutter - Maximum Diameter 24mm

Hand operated hydraulic tool specifically designed to cut ACSR, copper conductors/cables and steel ropes; copper, aluminium and steel rods. The pump is dual speed, so the blade advances quickly initially, and "changes gear" once cutting. The head can rotate by 90°. Supplied with canvas bag.

- Length: 360mm
- Weight: 2.9kg

##### HT-TC026

Material	Max Cutting Diameter (mm)
<b>Ropes &amp; Conductors</b>	
Copper	24
Aluminium	24
Steel	13
ACSR	24
<b>Rods</b>	
High tensile steel	13
Mild steel	16
Hard drawn copper	20
Annealed copper	23
Aluminium	24



#### Hydraulic Steel and Wire Rope Cutter - Maximum Diameter 40mm

Hand operated hydraulic tool for cutting ACSR, copper, aluminium, conductors/cables, steel ropes, copper, aluminium and steel rods. It is provided with a double stage hydraulic system to save time and effort to the operator. The head can rotate by 90°. Supplied in a plastic case. Remote head version TC04 fits any pump, and is supplied in a steel case.

	HT-TC041	TC04
• Length:	650mm	330mm
• Weight	5.2kg	4.0kg
• Weight in case:	7.1kg	6.0kg

HT-TC041	Hand Pump Unit
TC04	Remote Head

Material	Max Cutting Diameter (mm)
<b>Ropes &amp; Conductors</b>	
Copper	40
Aluminium	40
Steel	18
ACSR	40
<b>Rods</b>	
High tensile steel	18
Mild steel	20
Hard drawn copper	30
Annealed copper	32
Aluminium	40





### COPPER AND ALUMINIUM CABLE

#### Hydraulic Cutter Steel & Wire Rope - Maximum Diameter 55mm

The HT-TC055 produces up to 140kN force at the max pressure of 880bar. This hand operated hydraulic cutting tool features all of the standard HT-TC characteristics while being specifically designed to cut cables, conductors, ropes and rods as per the table below, overall maximum cutting diameter of 55mm.

The TC055 is a remote head supplied in a metal case. It is equipped with quick automatic coupling for connection to Cembre hydraulic pumps with a working pressure of 700 bar.

##### HT-TC055

Dimensions: 595mm x 144mm

Weight: 8.3 kg

Case: Plastic

Case Dimensions: 727x202x115

Weight in case: 9.6 kg

##### TC055

357 x 134mm

6.6 kg

Metal

384x231x145

10.3 kg

Material	Max Cutting Diameter mm
Ropes & Conductors	
Copper	55
Aluminium	55
Steel	9 (7x3)
ACSR	50 (depending on strands)
Guy Wire1	4.3 (7x4.77)
Rods	
High Tensile Steel	20
Mild Steel	22
Hard Drawn Copper	34
Annealed Copper	38.5
Aluminium	50



#### Hydraulic Cutter Copper & Aluminium - Maximum Diameter 65mm

Maintaining the HT-TC characteristics, the new HT-TC065 hand operated hydraulic cutting tool is specifically designed to cut copper, aluminium and telecommunications cables having a max overall diameter of 65mm. It is supplied in the canvas bag.

Dimensions: 523 x 1129mm

Weight: 5.3 kg

Bag: Canvas

Bag Dimensions: 545 x 160

Weight in case: 5.45 kg

##### HT-TC065



#### Hydraulic Cutter - Maximum Diameter 85mm

Hand operated hydraulic cable cutter specifically designed to cut annealed copper and aluminium conductors and telephone cables. It is provided with a double stage hydraulic system to save the operator time and effort. The head can rotate by 180°. Supplied with canvas bag.

- Max. cutting diameter: 85mm
- Length: 660mm
- Weight: 7.3kg

##### HT-TC0851





# Tools

## Hydraulic Cutters

### COPPER AND ALUMINIUM CABLE

#### Pump Operated Cutter - Maximum Diameter 85mm

The TC085 remote head cable cutter is specifically designed for cutting **annealed** copper, aluminium conductor and telephone cable. Supplied with steel case.

- Max. cutting diameter: 85mm
- Length: 405mm
- Weight: 5kg

TC085



#### Pump Operated Cutter - Maximum Diameter 95mm

The TC096 remote head is designed for cutting **annealed** copper or aluminium conductors and telephone cables. Not to be used on armoured cable. Supplied with steel case.

- Max. cutting diameter: 95mm
- Length: 410mm
- Weight: 8.3kg

TC096



#### Pump Operated Cutter - Maximum Diameter 120mm

The TC120 remote head cable cutter is specifically designed for cutting **annealed** copper, aluminium conductors and telephone cable. Supplied with steel case.

All cutting heads are complete with 3/8" NPT self-lock male coupler. All hand hydraulic tools are provided with automatic safety valve to prevent over-pressure.

- Max. cutting diameter: 120mm
- Max. steel armoured: 80mm
- Length: 555mm (580mm in case)
- Weight: 9.8kg (13.7kg in case)


TC120





# Tools

## Battery Powered Cutters



### "PISTOL GRIP" STYLE

#### Battery Powered Hydraulic Cutter - Steel, ACSR etc.

This cutter will cut wire rope, steel rope, ACSR etc. It is a battery powered hydraulic unit, with a two stage pump. The head will rotate through 180°, making it easier to get into tight spaces. It is supplied in a sturdy plastic case, with a spare battery, shoulder strap, wrist strap and battery charger. The cutting capacity is shown in the table below. Spare blades are available, and tool servicing are available from CABAC.

Tool alone size: 297 x 302 x 94mm  
 Tool alone weight: 3.8kg  
 Tool in case size: 543 x 412 x 130mm  
 Tool in case weight: 6kg

Material	Max. Cutting Diameter (mm)	Tensile Strength DaN/mm <sup>2</sup>
<b>Ropes &amp; Conductors</b>		
Copper	24	41
Aluminium	24	20
Steel	13	180
ACSR	24	180
<b>Rods</b>		
High tensile steel	13	60
Mild steel	16	42
Hard drawn copper	20	30
Annealed copper	23	25
Aluminium	24	16



#### Accessories and Spares

**CB1430A** Battery  
**DC1414** 240V charger  
**B131-C CARCHARGER** 12V cigarette lighter charger cord

**BTC026**

#### Battery Powered Hydraulic Cutter - Copper, Aluminium, Comm's Cable - Max 50mm Dia

This cutter is designed to cut **annealed** copper, aluminium or communications cable with a maximum diameter of 50mm. The battery powers a two stage hydraulic pump, which moves the blade quickly until the blade touches the cable, and then automatically changes to a high pressure second stage for the cut. The head of the tool rotates through 180° to allow cutting in tight spaces. It is supplied in a sturdy plastic case, with a spare battery, charger and shoulder and wrist straps.

Tool alone size: 418 x 303 x 94mm  
 Tool alone weight: 5.7kg  
 Tool in case size: 543 x 412 x 130mm  
 Tool in case weight: 7.8kg

**BTC051**

#### Accessories and Spares

**CB1430A** Battery  
**DC1414** 240V charger  
**B131-C CARCHARGER** 12V cigarette lighter charger cord



#### Battery Powered Hydraulic Cutter – Max 95mm Dia

This cutter is designed to cut **annealed** copper, aluminium or communications cable with a maximum diameter of 95mm. The battery powers a two stage hydraulic pump, which moves the blade quickly until the blade touches the cable, and then automatically changes to a high pressure second stage for the final cut. The head of the tool rotates through to 180° which allows cutting in tight spaces. The cutter is supplied in a sturdy metal carry case, with a spare battery, charger and shoulder strap.

Max. Cutting Dia 95mm  
 Length 527mm  
 Width 94mm  
 Height 305mm  
 Weight 6.7kgs  
 (7.36kgs Complete Case)  
 Operating Pressure 10 000 psi  
 Recommended Oil AGIP Arnica 32 or Shell Tellus TX 32  
 Battery 14.4V, 2 A.h

**BTC095**



#### Battery drill comes with:

**CB1430A** Battery  
**DC1414** 240V charger  
**B131-C CARCHARGER** 12V cigarette lighter charger cord



# Tools

## Battery Powered Cutters

### "PISTOL GRIP" STYLE

#### Hydraulic Cutting Tool Steel & Rope

BTC055 is a 14.4 V cordless hydraulic tool specifically designed to cut cables, conductors, ropes and rods and has an overall maximum cutting diameter of 55mm. The Cutting performance is the same as the HT-TC055 & TC055. Featuring a double speed action, it is extremely quiet in operation with very little vibration, ergonomically designed with a sculptured body for operator comfort. Supplied complete with spare battery, charger and carrying strap in a metal case. BTC055 produces up to 140kN force at the max pressure of 880bar.

Dimensions: 483 x 298 x 94mm  
Weight: 9.41 kg  
Case: Metal  
Case Dimensions: 565 x 410 x 132  
Weight in Case: 16.11 kg

#### BTC055

##### Material

Max.  
Cutting  
Diameter (mm)

Tensile  
Strength  
DaN/mm<sup>2</sup>

#### Ropes & Conductors

Copper	55	41
Aluminium	55	20
Steel	20	180
ACSR	50	180
Stay Wire	14.3	7x4.77

#### Rods

High tensile steel	20	60
Mild steel	22	42
Hard drawn copper	34	30
Annealed copper	38	25
Aluminium	50	16



**NEW**

#### Accessories and Spares

CB1430A

DC1414

B131-CARCHARGER

NIMH, 3Ah Battery

240 V Charger

Car charger

#### Hydraulic Cutting Tool Copper & Aluminium

The BTC065 is a 14.4v cordless hydraulic cutting tool, lightweight and balanced for single hand operation. Specifically designed to cut copper, aluminium and telecommunication cables have a max overall diameter of 65mm.

Dimensions: L445 x H305 x W94mm  
Weight: 6.4 kg  
Case: Metal  
Case Dimensions: 543 x 412 x 130  
Weight in case: 8.6 kg

#### BTC065

##### Accessories and Spares

CB1430A

DC1414

B131-CARCHARGER

NIMH, 3Ah Battery

240 V Charger

Car charger



**NEW**

#### Hydraulic Safety Cutting System for Cables Up to 36kV

The CP1120-W-1000-KV is a cutter head and pump system designed for use on underground cable where the pump is insulated from the cutter head. Using this cutter head system protects the user against injury from a short circuit when accidentally cutting a LV/MV cable up to 30kV. The pump may be connected to earth via a cable and rod. If a live cable is cut, the remote cutting head, the insulating pipe and hydraulic oil will need to be replaced and tested. The cutting head is suitable for underground power and telecommunications cable. It is supplied in a metal case.

Head Dimension: 556x185mm  
Head Weight: 9.5 kg  
Pump Dimension: 680x200x163mm  
System Weight: 20.2 kg  
Case dimension: 785x430x175mm  
Weight in Case: 32.8

Approvals : GS – ET04246, Meets requirements of EN50340, VDE0682 part 661 & GS-ET-23

#### Cutting information:

Type of Cable	Max Diameter
Steel Wire Armoured	80mm
EPR Rubber Insulated – Cu	85mm
EPR Rubber & lead sheath-Cu	92mm
EPR Rubber, lead PE sheath	100mm
Max Cutting dia" 120 mm	

CP1120-W-1000-KV



**NEW**

#### Accessories and Spares




EK500P



EK100

Earth cable for head (5 metres) with earth rod and canvass bag  
Earth cable for pump (1 metre)










KITS		
PRODUCT IMAGE	PART NUMBER	DESCRIPTION
	<b>LOK</b>	LOCK-OUT KIT (ELEC CONTRACTORS STANDARD)
	<b>PIT-03</b>	EARTH ROD INSPECTION PIT SEE F9
	<b>3M92-NBA0</b>	JOINT KIT RESIN INLINE 92-NBA0 SCOTCHCAST, CABLE OD 6-16mm
	<b>3M92-NBA1</b>	JOINT KIT RESIN INLINE 92-NBA1 SCOTCHCAST, CABLE OD 10-22mm
	<b>3M92-NBA2</b>	JOINT KIT RESIN INLINE 92-NBA2 SCOTCHCAST, CABLE OD 12-25mm
	<b>3M92-NBA3</b>	JOINT KIT RESIN INLINE 92-NBA3 SCOTCHCAST, CABLE OD 13-32mm
	<b>3M92-NBA4</b>	JOINT KIT RESIN INLINE 92-NBA4 SCOTCHCAST, CABLE OD 18-36mm
	<b>3M92-NBA5</b>	JOINT KIT RESIN INLINE 92-NBA5 SCOTCHCAST, CABLE OD 19-45mm
	<b>3M92-NBA6</b>	JOINT KIT RESIN INLINE 92-NBA6 SCOTCHCAST, CABLE OD 27-54mm
	<b>3M92-NBA7</b>	JOINT KIT RESIN INLINE 92-NBA7 SCOTCHCAST, CABLE OD 29-64mm

ACCESSORIES		
PRODUCT IMAGE	PART NUMBER	DESCRIPTION
	<b>CEL 335121</b>	POWERGEL 1000ML
	<b>CEL 10-411</b>	SELF AMALGAMATING TAPE CP62 HV INSULATING 19MM X 0.75MM X 4.5M



# Tools

## Connectors

CONNECTORS		
PRODUCT IMAGE	PART NUMBER	DESCRIPTION
	<b>RAYBLMT25-95-13</b>	SHEAR BOLT LUG 25-95mm <sup>2</sup> M12 HOLE
	<b>RAYBLMT-95-240-13</b>	SHEAR BOLT LUG 95-240mm <sup>2</sup> M12 HOLE
	<b>RAYBLMT185/400M16</b>	SHEAR BOLT LUG 185-400mm <sup>2</sup> M16 HOLE
	<b>RAYBSM-25/95</b>	MECHANICAL LINK 25-95mm <sup>2</sup> ALU OR CU
	<b>RAYBSM-95/240</b>	MECHANICAL LINK 95-240mm <sup>2</sup> MV AL OR CU SHEAR BOLT CONNECTOR
	<b>RAYBSM-185/400</b>	MECHANICAL LINK 185-400mm <sup>2</sup> MV AL OR CU SHEAR BOLT CONNECTOR
	<b>UTIBG400MB/1</b>	LUG BI-METAL 400mm <sup>2</sup> BLANK PALM BG400MB

CONNECTORS		
PRODUCT IMAGE	PART NUMBER	DESCRIPTION
	<b>CEL 126214</b>	VS SCREW CONNECTOR LV 6-50
	<b>CEL 266811</b>	CSV-T SHEARBOLT SCREW CONNECTOR 95-240

# Lighting

Floodlights

Highbays & Battens

Ceiling & Wall Lights



Light Panels







# Lighting

## Floodlights


FLOODLIGHTS		
PRODUCT IMAGE	PART NUMBER	DESCRIPTION
	<b>GNL FL100W-B</b>	FLOODLIGHT LED SMD 100W
	<b>GNL FL150W-B</b>	FLOODLIGHT LED SMD 150W


PRODUCT IMAGE	PART NUMBER	DESCRIPTION	USE
Helius Floodlight			
	EN-FL10B/40	Enlite 240V IP65 Adjustable 10W LED Flood Light 4000K	Car parks, storage yards, general security lighting
	EN-FL30B/40	Enlite 240V IP65 Adjustable 30W LED Flood Light 4000K	
	EN-FL50B/40	Enlite 240V IP65 Adjustable 50W LED Flood Light 4000K	
	EN-FL100B/40	Enlite 240V IP65 Adjustable 100W LED Flood Light 4000K	
	EN-FL200B/40	Enlite 240V IP65 Adjustable 200W LED Flood Light 4000K	
	EN-FL300B/40	Enlite 240V IP65 Adjustable 300W LED Flood Light 4000K	
Helius PIR Floodlights			
	EN-FL10PIRB/40	Enlite 240V IP65 Adjustable 10W LED Flood Light with PIR 4000K	Security lighting
	EN-FL30PIRB/40	Enlite 240V IP65 Adjustable 30W LED Flood Light with PIR 4000K	
	EN-FL50PIRB/40	Enlite 240V IP65 Adjustable 50W LED Flood Light with PIR 4000K	
Quazar Floodlights			
	EN-FLHV10W/40	Enlite 10w IP65 QuaZar 10w LED Ultra Slim White Floodlight 4000k	General external area lighting
	EN-FLHV20W/40	Enlite 10w IP65 QuaZar 20w LED Ultra Slim White Floodlight 4000k	
	EN-FLHV30W/40	Enlite 10w IP65 QuaZar 30w LED Ultra Slim White Floodlight 4000k	
	EN-FLHV50W/40	Enlite 10w IP65 QuaZar 50w LED Ultra Slim White Floodlight 4000k	
	EN-FLHV10BLK/40	Enlite 10w IP65 QuaZar 10w LED Ultra Slim Black Floodlight 4000k	
	EN-FLHV20BLK/40	Enlite 10w IP65 QuaZar 20w LED Ultra Slim Black Floodlight 4000k	
	EN-FLHV30BLK/40	Enlite 10w IP65 QuaZar 30w LED Ultra Slim Black Floodlight 4000k	
	EN-FLHV50BLK/40	Enlite 10w IP65 QuaZar 50w LED Ultra Slim Black Floodlight 4000k	




# Lighting

## Highbays & Batts



HIGHBAYS		
PRODUCT IMAGE	PART NUMBER	DESCRIPTION
	<b>GNL GHB150W</b>	HIGH BAY LED 150W GEAR ONLY 120DEG.

PRODUCT IMAGE	PART NUMBER	DESCRIPTION	USE
Ariah Highbay			
	<b>EN-HB100BAK/40</b>	Enlite 100-240V AC 100W 11000lm IP65 LED Highbay 4000K	Storage / work sheds, under canopy
	<b>EN-HB150BAK/40</b>	Enlite 100-240V AC 150W 16500lm IP65 LED Highbay 4000K	
	<b>EN-HB200BAK/40</b>	Enlite 100-240V AC 200W 22000lm IP65 LED Highbay 4000K	
	<b>EN-RF60</b>	Enlite 60 Deg LED High Bay Aluminium Reflector	
	<b>EN-RF90</b>	Enlite 90 Deg LED High Bay Aluminium Reflector	
	<b>EN-HBMB</b>	Enlite LED High Bay Mounting Bracket	



BATTENS			
PRODUCT IMAGE	PART NUMBER	DESCRIPTION	USE
ENPAC BATTEN			
	EN-BN620/40	Enlite 100-277V 20W 2000lm 600mm Frosted LED Batten 4000K	Offices, amenities, storage / work sheds
	EN-BN1240/40	Enlite 100-277V 40W 3500lm 1200mm Frosted LED Batten 4000K	
	EN-BN1240/40EM	Enlite 100-277V 40W 3500lm 1200mm Frosted LED Batten 4000K & Emergency	
	EN-BN1545/40	Enlite 100-277V 45W 4500lm 1500mm Frosted LED Batten 4000K	
	EN-BN1545/40EM	Enlite 100-277V 45W 4500lm 1500mm Frosted LED Batten 4000K & Emergency	
EN-LINE			
	EN-BNW620/40	Enlite 20W 2000lm 600mm Wide Frosted LED Batten 4000K	
	EN-BNW1237/40	Enlite 37W 2000lm 1200mm Wide Frosted LED Batten 4000K	
LinearPac			
	EN-ANT1236/40	Enlite 220-240V 36W 1200mm Polycarbonate IP65 Single LED Anti-Corrosive 4000K	Under cover car parks, service areas, warehouses, amenities
	EN-ANT1236/40EMR	Enlite 220-240V 36W 1200mm PC IP65 Single LED Anti-Corrosive 4000K Emergency	
	EN-ANT1554/40	Enlite 220-240V 54W 1500mm Polycarbonate IP65 Single LED Anti-Corrosive 4000K	
	EN-ANT1554/40EM	Enlite 220-240V 54W 1500mm Polycarbonate IP65 Single LED Anti-Corrosive 4000K Emergency	





# Lighting


## Ceiling & Wall Lights

CEILING & WALL LIGHTS			
PRODUCT IMAGE	PART NUMBER	DESCRIPTION	USE
Orbital Bulk heads Ceiling / Wall			
	EN-BH15W/40	Enlite Orbital White Bulkhead 15w 4000K	Facilities buildings, amenities
	EN-BH15W/40EM	Enlite Orbital White Bulkhead 15w 4000K & Emergency	
	EN-BH25W/40	Enlite Orbital White Bulkhead 25w 4000K	
	EN-BH25W/40EM	Enlite Orbital White Bulkhead 25w 4000K & Emergency	
	EN-BH15BLK/40	Enlite Orbital Black Bulkhead 15w 4000K	
	EN-BH15BLK/40EM	Enlite Orbital Black Bulkhead 15w 4000K & Emergency	
	EN-BH25BLK/40	Enlite Orbital Black Bulkhead 25w 4000K	
	EN-BH25BLK/40EM	Enlite Orbital Black Bulkhead 25w 4000K & Emergency	
	EN-BZE15W	Enlite Orbital 300mm White Eyelid Accessory	
	EN-BZE15BLK	Enlite Orbital 300mm Black Eyelid Accessory	
	EN-BZE25W	Enlite Orbital 360mm White Eyelid Accessory	
	EN-BZE25BLK	Enlite Orbital 360mm Black Eyelid Accessory	
Utilite Bulkheads Ceiling/Wall			
	EN-BH18SW/40	Enlite Utilite White Square Bulkhead 18w 4000K	Vandal prone areas, amenities
	EN-BH18SW/40MS	Enlite Utilite White Square Bulkhead 18w 4000K & Microwave Sensor	
	EN-BH18SW/40EM	Enlite Utilite White Square Bulkhead 18w 4000K & Emergency	
	EN-BH18RW/40	Enlite Utilite White Round Bulkhead 18w 4000K	
	EN-BH18RW/40MS	Enlite Utilite White Round Bulkhead 18w 4000K & Microwave Sensor	
	EN-BH18RW/40EM	Enlite Utilite White Round Bulkhead 18w 4000K & Emergency	
	EN-BH18SBLK/40	Enlite Utilite Black Square Bulkhead 18w 4000K	
	EN-BH18SBLK/40MS	Enlite Utilite Black Square Bulkhead 18w 4000K & Microwave Sensor	
	EN-BH18SBLK/40EM	Enlite Utilite Black Square Bulkhead 18w 4000K & Emergency	
	EN-BH18RBLK/40	Enlite Utilite Black Round Bulkhead 18w 4000K	
	EN-BH18RBLK/40MS	Enlite Utilite Black Round Bulkhead 18w 4000K & Microwave Sensor	
	EN-BH18RBLK/40EM	Enlite Utilite Black Round Bulkhead 18w 4000K & Emergency	

# Lighting

## Light Panels




LIGHT PANELS			
PRODUCT IMAGE	PART NUMBER	DESCRIPTION	USE
	<b>ENFP1230BAK/40</b>	Enlite 220-240V 40W 1200mm x 300mm LED Light Panel 4000K	
	<b>EN-FP1230BAK/50</b>	Enlite 220-240V 40W 1200mm x 300mm LED Light Panel 5000K	
	<b>EN-FP1260BAK/40</b>	Enlite 220-240V 72W 1200mm x 600mm LED Light Panel 4000K	
	<b>EN-FP1260BAK/50</b>	Enlite 220-240V 72W 1200mm x 600mm LED Light Panel 5000K	
	<b>EN-FPD1260BAK/40</b>	Enlite 220-240V 72W Dimmable 1200mm x 600mm LED Light Panel 4000K	
	<b>EN-FPD1260BAK/50</b>	Enlite 220-240V 72W Dimmable 1200mm x 600mm LED Light Panel 5000K	

# Notes



# Notes





# Notes



***Think Rail, Think  MIDDY'S***

For more information contact the  **MIDDY'S Rail Infrastructure**  
Team on **0478 317 216** or email **[rail@middys.com.au](mailto:rail@middys.com.au)**

