



Product Catalogue

Contents



Access Control 5

Mainline	6
NESS	8



Audio Visual (AV) 9

Clipsal	10
Legrand	12
SONOS	13
Yamaha	14



CCTV 19

Dahua	20
Lilin	25
NESS	34
Netgear	35
Honeywell/Omega	36



Data & Communications 37

AFL	38
Clipsal.....	40
Commscope/Krone	44
Grove	48
MSS Fibre	54
Netgear	56
Omega	59
Ubiquiti	61



Energy Efficient LED Lighting..... 62

Haneco Lighting	64
Light Planet	65
Lumex	68
Omega/Greenline	71
Philips	72
Pierlite	75
SAL	76

Intercom 79

Comelit	80
Dahua	90
Legrand	91
Omega/Honeywell	92



Lifestyle Control


(Automation)..... 93

ABB	94
Clipsal.....	95
Environexus	100
KNX	102
Legrand	105
Leviton	106



MATV 109

Clipsal	110
Hills.....	112
Matchmaster	113



Power Factor

Correction..... 122

Edge Electrons	124
----------------------	-----



Security 125

NESS	126
Omega/Honeywell	129



Supplier Contacts ... 131

Terminologies 140



Call or email the TechEnergy Team for more information

P 1800 778 823 E techenergy@middys.com.au

Access Control

Mainline (MLS)	6
NESS (NSS)	8











Access Control



PRODUCT IMAGE	PART NUMBER	DESCRIPTION
	C3-100	1 Door Controller PCB only
	C3-200	2 Door Controller PCB only
	C3-400	4 Door Controller PCB only
	ZKA030	1 Door Controller
	ZKA036	2 Door Controller
	ZKA040	4 Door Controller
	ZKA050	1 Door Controller-Pro Version for >50 units
	ZKA055	2 Door Controller-Pro Version for >50 units
	ZKA060	4 Door Controller-Pro Version for >50 units
	ZKA070	Lift Controller
	ZKA075	16 Relay Expansion
	ZKA090	Fingerprint Reader for InBio
	ZKA091	Fingerprint Reader with Keypad for InBio
	ZKA092	Flush Mounted RS485 Fingerprint Reader, Single Gang, IP65 Water Proof. Standard ID Card, Optional Mifare, HID, iclass Card
	ZKA099	Fingerprint Enrollment Reader USB Connection
	ZKA140	Remote Relay & REX for Standalone Bio Devices
	ZKA149	Standalone Fingerprint & RFID Identification Water/Dustproof IP65
	ZKA150	Standalone Fingerprint Reader IP66
	ZKA152	Standalone Fingerprint Reader 1500 Capacity Weigand Out
	ZKA153	Fingerprint Time & Attendance Terminal supports Wi-Fi, GPRS, 3G, and features 20000 fingerprints capacity, especially applicable for some projects time attendance.









PRODUCT IMAGE	PART NUMBER	DESCRIPTION
	ZKA155	1.54" OLED Screen IP65 waterproof and dustproof Fingerprint and RFID Identification Fingerprint Capacity: 3,000 ID card Capacity: 10,000 Log Capacity: 30,000 Communication: TCP/IP, RS485, USB Host Access Control Interface for electric lock, door sensor, alarm, exit button and door bell. Wiegand input&output
	ZKA170	Standalone Finger & Vein Reader 1000 Capacity Wiegand Out
	ZKA176	EM Format RFID and Password Identification Card Capacity: 1000 Password: 8
	ZKA177	EM Format RFID and Password Identification Card Capacity: 1000 Password: 8
	ZKA182	Portable Time Attendance Reader
	ZKA301	Read 125KHz Proximity ID card number or PIN Wiegand output 26bit Dimension: 86*86*22.4mm
	ZKA315	Read 125KHz Proximity ID card number Wiegand output 26bit Dimension: 75*116*16mm
	ZKA319	Read 125KHz Proximity ID card number or PIN Wiegand output 26bit Dimension: 86*86*22.4mm
	ZKB013	Fingerprint Lock Black Plastic Casing Bluetooth Connection with iPhone APP: ZKBioBT User: 90
	ZKB017	Zinc Alloy Metal Casing User Capacity: 90 Door Thickness: 30-60 mm Backset: 60 or 70 mm (adjustable)
	ZKB032	Hotel Lock Stainless Steel Casing Gold with advanced 13.56mhz Mifare Card-1 card technology
	ZKI001	Surveillance + Time Attendance + Simple Access Control
	ZKM001	ZK-D100S Hand Held Metal Detector
	ZKM010	ZK-D3180S Walk Through Metal Detector 5.7" LCD



Access Control



PRODUCT IMAGE	PART NUMBER	DESCRIPTION
	101-082	Ultraprox weatherproof keypad
	101-014	Ultraprox weigand reader
	106-303	Ness Guardpost 3G wireless system with two way voice
	106-249	Ness 3G Dialler
	101-176	FES10 strike
	101-157B	Magnetic lock

Audio Visual (AV)






Clipsal (CLI)	10
Legrand (LEG)	12
SONOS (SNS)	13
Yamaha (JVT)	14





PRODUCT IMAGE	PART NUMBER	DESCRIPTION
	5600BTSA50	Amplifier Bluetooth, Stand alone 50W RMS
	5600ICBT40	Speaker In-ceiling Bluetooth (4.0 Inch) 8W RMS
	5600ICBT65	Speaker In-ceiling Bluetooth (6.5 Inch) 15W RMS
	3105SIVCICP-WE	Audio Starter Kit 2 - 3105SIMPS x 1 (system input module), 3105VCRC,WE x 1 (Wall Volume Control), 5600ICP,WE x 1 (Pair of Indoor polypropylene ceiling speakers).
	3105VCICP-WE	Audio Zone Kit 2 - 3105VCRC,WE x 1 (Wall Volume Control), 5600ICP,WE x 1 (Pair of Indoor polypropylene ceiling speakers).
	3105SIVCODP-BK	Audio Zone Kit 5 - 3105VCRC,WE x 1 (Wall Volume Control), 5600ODP,WE x 1 (Pair of White/Black Outdoor speakers).
	3105LSIM-WE	Separate Multi-Room Audio Components, Local Source Input Module wall plate (White) - allows a local source to connect to a 3105VCRC.
	3105ADJB	Separate Multi-Room Audio Components, Audio Distribution Junction Box - used to expand a 4 zone system to 7 zones total, requires all zones to be wired in a star method, an additional 3105APS24V power supply is required for 7 zones.
	3105APS24V	Separate Multi-Room Audio Components, Power supply 24 Volt DC, able to power up to 4 audio zones maximum.



PRODUCT IMAGE	PART NUMBER	DESCRIPTION
	560011BT	Bluetooth Audio receiver
	2SPK2C105	Speaker Cable, Cable speaker 105 strands x 0.12mm (equivalent to 1.5mm ²) 100 metre reel.
	2SPK2C259	Speaker Cable, Cable speaker 259 strands x 0.12mm (equivalent to 3.0mm ²) 100 metre reel.
	30BCRM-WE	Audio Connector Mechanisms, Audio Connection Accessories, Banana Connector - Red for speakers.
	30BCBM-WE	Audio Connector Mechanisms, Audio Connection Accessories, Banana Connector - Black for speakers.



PRODUCT IMAGE	PART NUMBER	DESCRIPTION	USE
	NVP200KAU	NUVO® multiroom audio, Audio kit, Wireless player 2x60W + pair of 6.5" in-ceiling speakers	Designed by musicians, NUVO is a state-of-the-art multi-source multi-zone distributed audio system. It offers higher quality audio streaming than popular DIY wireless solutions. The wireless player amplifiers are optimised for lossless digital signal flow, ensuring every detail of the music arrives to the high-fidelity NUVO speakers just as the artist intended.
	NVP100KAU	NUVO® multiroom audio, Audio kit, Wireless player 2x20W + pair of 6.5" in-ceiling speakers	Easily access your iTunes and Windows media libraries, streaming online radio stations, and content from your personal devices. Different audio can be listened to in different rooms at the same time. Or, every room can be listening to the same audio source at the same time. And, the syncing is perfect.



PRODUCT IMAGE	PART NUMBER	DESCRIPTION	USE
	S-P5G2B S-P5G2W	Sonos Play5 Gen 2 Speaker	Six custom-designed drivers with dedicated amplifiers. Trueplay tuning delivers sound that's true to music and right for the room. Self Powered and wireless speakers to place anywhere in the house and expandable as required.
	S-P3B S-P3W	Sonos Play3 Speaker	3 driver HiFi speaker, deliver music wirelessly and effortlessly throughout the home
	S-P1B S-P1W	Sonos Play 1 Speaker	Custom designed mid-woofer and tweeter, crystal clear and compatible with all other Sonos components
	S-PBARSB	Sonos Playbar	Flood any room with epic, full theatre HiFi sound through one easy to use player. Pair with Sub and two Play 3's for a full theatre surround sound experience
	S-PBARMNT	Sonos Playbar Wall Mounting Bracket	Make Playbar wall mountable under any tv for a clean, sophisticated look to any room
	S-SUBG1B	Sonos Sub, Gloss Black	Deep, bottomless sound you can feel through your whole body, wireless, one button setup. 2 force cancelling speakers with zero cabinet buzz or rattle
	S-BOOST	Sonos Boost	Enjoy unparalleled Sonos wireless reliability, avoid skips, delays and dropouts even in homes with wireless problems. Also wirelessly connects PLAYBAR and SUB with rear speakers
	S-CONNECT:AMP	Sonos Connect Amp	Wireless stereo Amp which allows you to stream your favourite digital music to any pair of speakers
	S-CONNECT	Sonos Connect	Brings music streaming to the audio equipment you already own, plug into any device for instant streaming capability



PRODUCT IMAGE	PART NUMBER	DESCRIPTION	USE
	JVT-SC620	6.5" In-Ceiling Frameless Speaker (Pair) Woven Kevlar® woofer with butyl rubber surrounds 19mm pivoting textile soft dome tweeter	Whole Home Audio
	JVT-SC820	8" In-Ceiling Frameless Speaker (Pair) Woven Kevlar® woofer with butyl rubber surrounds 25mm pivoting textile soft dome tweeter	Whole Home Audio
	JVT-SC622	6.5" In-Ceiling Frameless Stereo Speaker Woven Kevlar® woofer with butyl rubber surrounds Dual (left & right) 19mm dome tweeter	Whole Home Audio, Bathrooms
	JVT-SC822	8" In-Ceiling Frameless Stereo Speaker Woven Kevlar® woofer with butyl rubber surrounds Dual (left & right) 25mm dome tweeter	Whole Home Audio, Bathrooms
	JVT-SC620LCRS	6.5" In-Ceiling Frameless 15° Angled Speaker Woven Kevlar® woofer with butyl rubber surrounds 19mm pivoting textile soft dome tweeter	Home Theatre
	JVT-SCLCR	Dual 5.25" In-Wall Frameless Speaker Woven Kevlar® woofer with butyl rubber surrounds 25mm pivoting textile soft dome tweeter	Home Theatre
	JVT-SC120	12" Free Standing Powered Subwoofer Extra Long-Throw Heavy Duty Driver 300W class A/B amplifier utilizing BASH® technology	Home Theatre
	JVT-IO505B	5.25" 2-Way Indoor/Outdoor Cabinet Speaker Woven Kevlar® woofer with butyl rubber surrounds 25mm pivoting textile soft dome tweeter Rust proof perforated aluminum grille is epoxy painted for long life in high humidity and salt air environments Available in: White and Black Also Available: 6.5" and 8" Variants	Outdoor Audio
	JVT-SS84G	8" Outdoor Single-Point Stereo In-Ground Speaker Designed to be buried in-ground, approximately 203mm Dual voice coil 203mm poly woofer with butyl rubber surround & four 13mm poly tweeters	Outdoor Audio
	JVT-RS8G	8" Outdoor Rock Speaker Polypropylene with butyl rubber surround 25mm soft dome tweeter dual-band multi-order topology crossover Allows for three versatile connectivity options	Outdoor Audio
	JVT-AB800	110W 8" Down-firing Subwoofer Extra Long-Throw Heavy Duty Driver Built-in lossless wireless receiver (AB-Tx transmitter sold separately)	Home Theatre
	JVT-ABTx	Lossless Wireless Transmitter For use with the JVT-AB800 Subwoofer for wireless utilization	With the JVT-AB800
	JVT-P500Xb	500W (Bridged) Class-D Stereo Amplifier Separate Full-Range and Sub inputs for maximum signal integrity Less than 0.5W Standby Current Draw	Whole Home Audio



PRODUCT IMAGE	PART NUMBER	DESCRIPTION	USE
	YAM-CXA5100	Yamaha Aventure 11.2ch Pre-Amplifier Dolby Atmos® and DTS:X™ support Advanced HDMI Zone Switching MusicCast for audio enjoyment in every room	Home Theatre
	YAM-MXA5000	Yamaha Aventure 11ch Power Amplifier 150W per channel (8ohms) Noise resistant XLR balanced connections High quality gold-plated speaker terminals	Home Theatre
	YAM-RXA3060	Yamaha Aventure 11.2ch AV Receiver Dolby Atmos® and DTS:X™ support ESS SABRE32™ Ultra DACs for ultra-high sound quality 150 W per channel (8 ohms) MusicCast for audio enjoyment in every room	Home Theatre
	YAM-RXA2060	Yamaha Aventure 9.2ch AV Receiver Dolby Atmos® and DTS:X™ support Professional quality digital audio by ESS DAC 140 W per channel (8 ohms) MusicCast for audio enjoyment in every room	Home Theatre
	YAM-RXA1060	Yamaha Aventure 7.2ch AV Receiver Dolby Atmos® and DTS:X™ support Professional quality digital audio by ESS DAC 110 W per channel (8 ohms) MusicCast for audio enjoyment in every room	Home Theatre
	YAM-RXA860	Yamaha Aventure 7.2ch AV Receiver Dolby Atmos® and DTS:X™ support HDMI® (8 in / 2 out) 4K Ultra HD Full Support with 4K/60p 100 W per channel (8 ohms) MusicCast for audio enjoyment in every room	Home Theatre
	YAM-RXA760	Yamaha Aventure 7.2ch AV Receiver Dolby Atmos® and DTS:X™ support HDMI® (6 in / 1 out) 4K Ultra HD Full Support with 4K/60p 90 W per channel (8 ohms) MusicCast for audio enjoyment in every room	Home Theatre
	YAM-RXAS710	Yamaha Aventure 7.2ch Slimline AV Receiver 4K60p 4:4:4 Pass through, HDMI (6 in/1 out) 60 W per channel (8 ohms) MusicCast for audio enjoyment in every room Only 111 mm high and 377 mm deep	Home Theatre
	YAM-WXA50B	Yamaha Expand 2.1ch Amplifier 70 W per channel (6 ohms) MusicCast app for easy operation. Easy installation - suitable size for 1U rack	Whole Home Audio



Audio Visual (AV)



PRODUCT IMAGE	PART NUMBER	DESCRIPTION	USE
	YAM-WXC50B	<p>Yamaha Expand Connect</p> <p>Use with a non-MusicCast amp/receiver to enjoy all the benefits of a MusicCast system</p> <p>Easy installation - suitable size for 1U rack</p>	Whole Home Audio
	YAM-YSP2700B	<p>Yamaha 7.1ch Soundbar</p> <p>Wireless subwoofer for rich and powerful bass</p> <p>HDMI (3 in/1 out) input with 4K 60p pass-through</p> <p>107W Power: 2W x 16 beam drivers + 75W subwoofer</p> <p>MusicCast app for easy operation.</p>	Living Room Audio
	YAM-YSP1600BSW	<p>Yamaha 5.1ch Soundbar</p> <p>Compatible with DTS and Dolby Digital</p> <p>HDMI input with 4K60p Pass through and HDCP2.2</p> <p>80W Power: 2.5W x 8 beam drivers + 60W subwoofer</p> <p>MusicCast app for easy operation.</p>	Living Room Audio
	YAM-YAS306B	<p>Yamaha 7.1ch Soundbar</p> <p>7.1 ch surround sound from a single bar solution</p> <p>Dual subwoofers built-in with 2x bass-reflex ports for deeper bass</p> <p>(Front L/R) 30W + 30W (6 ohms, 1 kHz, 10% THD); (Subwoofer) 60W (3 ohms, 100 Hz, 10% THD)</p> <p>MusicCast app for easy operation.</p>	Living Room Audio
	YAM-RN602S	<p>Yamaha Network Stereo Receiver</p> <p>5.6MHz DSD Native and AIFF 192kHz/24bit reproduction</p> <p>with high performance 24-bit D/A converter</p> <p>80W + 80W (8 ohms, 40 Hz-20 kHz, 0.04% THD)</p> <p>MusicCast app for easy operation.</p> <p>Available in: Black and Silver</p>	
	YAM-RN402B	<p>Yamaha Network Stereo Receiver</p> <p>5.6MHz DSD Native and AIFF 192kHz/24bit reproduction</p> <p>with high performance 24-bit D/A converter</p> <p>100W + 100W (8 ohms, 40 Hz-20 kHz, 0.2% THD)</p> <p>MusicCast app for easy operation.</p> <p>Available in: Black and Silver</p>	
	YAM-NXN500BL	<p>Yamaha Studio Monitor Speakers</p> <p>High-grade USB DAC</p> <p>High performance ESS 32-bit D/A converter</p> <p>MusicCast expands entertainment possibilities</p> <p>Wireless music streaming via Bluetooth</p> <p>Available in: Black, White and Walnut</p>	Whole Home Audio



PRODUCT IMAGE	PART NUMBER	DESCRIPTION	USE
	YAM-MCRN670BBG	<p>Yamaha Micro Component System</p> <p>MusicCast for audio enjoyment in every room</p> <p>Supports 192 kHz/24-bit High Resolution Music</p> <p>Natural PWM type digital power amp</p> <p>Subwoofer output for extra bass power</p> <p>Available in: Silver and Black</p>	Whole Home Audio
	YAM-MCRN470BBG	<p>Yamaha Micro Component System</p> <p>MusicCast for audio enjoyment in every room</p> <p>Supports 192 kHz/24-bit High Resolution Music</p> <p>Stream via Bluetooth® or AirPlay®</p> <p>Available in: Silver and Black</p>	Whole Home Audio
	YAM-WX030B	<p>Yamaha Plus Portable Speaker</p> <p>Music via Bluetooth® and from streaming music services</p> <p>Stereo Pairing Using Two Units</p> <p>MusicCast for audio enjoyment in every room</p> <p>Available in: Black and White</p>	Whole Home Audio
	YAM-ISX80BLK	<p>Yamaha Frame</p> <p>Wall-mounted or placed on a shelf</p> <p>MusicCast for audio enjoyment in every room</p> <p>Music via Bluetooth® and from streaming music services</p> <p>Available in: Black, White and Purple</p>	Whole Home Audio
	YAM-WX010B	<p>Yamaha Plus Mini Portable Speaker</p> <p>Music via Bluetooth® and from streaming music services</p> <p>Stereo Pairing Using Two Units</p> <p>MusicCast for audio enjoyment in every room</p> <p>Available in: Black and White</p>	Whole Home Audio
	YAM-BDA1060B	<p>Yamaha Aventure Blu-ray Player</p> <p>Compatible with XLR terminals and balanced transmission</p> <p>HDMI® terminals with 4K upscaling for even higher video quality</p> <p>Miracast™ compatibility for enjoying a variety of media from a smartphone or tablet</p> <p>SACD playback and HD Audio format bitstream out</p> <p>High resolution audio DSD 5.6 MHz, FLAC, ALAC 192 kHz / 24-bit playback compatibility</p>	Home Theatre
	YAM-BDS681B	<p>Yamaha '81 Blu-ray Player</p> <p>HDMI® terminals with 4K upscaling for even higher video quality</p> <p>Miracast™ compatibility for enjoying a variety of media from a smartphone or tablet</p> <p>SACD playback and HD Audio format bitstream out</p> <p>High resolution audio DSD 5.6 MHz, FLAC, ALAC 192 kHz / 24-bit playback compatibility</p>	Home Theatre



CCTV




Dahua (SSE)	20
Lilin (LIL)	25
NESS (NSS)	34
Netgear (BMS)	35
Omega/Honeywell (OME)	36












CCTV



PRODUCT IMAGE	PART NUMBER	DESCRIPTION	USE
	MID-HDBW1220E-28B	This 2MP FullHD 1080P Indoor VandalProof (IP67, IK10) camera has a viewing angle of 106°, and a maximum IR range of 30m. PoE or 12VDC powered. H.264 video streaming and ONVIF compliant.	Dome camera suited to general purpose applications. Surface or in-ceiling mounted (with adapter). The FullHD (1080P) resolution gives a great image quality in areas up to 10m x 10m for clear identification, and up to 20m x 20m for overview type observation.
	MID-HDBW1320E-28B	This 3MP Indoor VandalProof (IP67, IK10) camera has a viewing angle of 106°, and a maximum IR range of 30m. PoE or 12VDC powered. H.264 video streaming and ONVIF compliant.	Dome camera suited to general purpose applications. Surface or in-ceiling mounted (with adapter). The 3MP resolution gives a great image quality in areas up to 15m x 15m for clear identification, and up to 25m x 25m for overview type observation.
	MID-HDBW1420E-28B	This 4MP Indoor VandalProof (IP67, IK10) camera has a viewing angle of 106°, and a maximum IR range of 30m. PoE or 12VDC powered. H.264 video streaming and ONVIF compliant.	Dome camera suited to general purpose applications. Surface or in-ceiling mounted (with adapter). The 4MP resolution gives a great image quality in areas up to 20m x 20m for clear identification, and up to 30m x 30m for overview type observation.
	MID-HDBW2320R-ZS	This 3MP Indoor VandalProof (IP67, IK10) camera has a viewing angle between 87° and 29°, and a maximum IR range of 30m. PoE or 12VDC powered. The camera can support a MicroSD card up to 128GB. H.264 video streaming and ONVIF compliant.	Dome camera with in-built optical zoom. This is most useful when the viewing angle is not known or the target is distant. By focussing the camera onto the target you gain higher clarity on that smaller area. At 20m away the target width is ~10m when fully zoomed in, or at 5m the width is ~2.5m.
	MID-HDBW2421R-ZS	This 4MP Indoor VandalProof (IP67, IK10) camera has a viewing angle between 100° and 35°, and a maximum IR range of 30m. PoE or 12VDC powered. The camera can support a MicroSD card up to 128GB. H.264 video streaming and ONVIF compliant. WDR (Wide Dynamic) handles difficult lighting & glare	Dome camera with in-built optical zoom. This is most useful when the viewing angle is not known or the target is distant. By focussing the camera onto the target you gain higher clarity on that smaller area. At 20m away the target width is ~10m when fully zoomed in, or at 5m the width is ~2.5m.
	MID-HFW2320R-ZS-I6	This 3MP Indoor / Outdoor (IP67) camera has a viewing angle between 87° and 29°, and a maximum IR range of 60m. PoE or 12VDC powered. The camera can support a MicroSD card up to 128GB. H.264 video streaming and ONVIF compliant.	Bullet camera with in-built optical zoom. This is most useful when the viewing angle is not known or the target is distant. By focussing the camera onto the target you gain a higher clarity on that smaller area. At 20m away the target width is ~10m when fully zoomed in, or at 5m the width is ~2.5m. The bullet housing is ideal for mounting to walls and for dusty / outside use.
	MID-HFW2421R-ZS-I6	This 4MP Indoor / Outdoor (IP67) camera has a viewing angle between 100° and 35°, and a maximum IR range of 60m. PoE or 12VDC powered. The camera can support a MicroSD card up to 128GB. H.264 video streaming and ONVIF compliant. WDR (Wide Dynamic) handles difficult lighting & glare	
	MID-HFW1420S-28B	This 4MP Indoor / Outdoor (IP67) camera has a viewing angle of 92°, and a maximum IR range of 30m. PoE or 12VDC powered. H.264 video streaming and ONVIF compliant.	Mini-Bullet camera suited to general use. The sunshield helps with sun glare and keeping the camera face out of the weather. The bullet housing is ideal for mounting to walls and for dusty / outside use.
	MID-HFW1420S-36B	This 4MP Indoor / Outdoor (IP67) camera has a viewing angle of 84°, and a maximum IR range of 30m. PoE or 12VDC powered. H.264 video streaming and ONVIF compliant.	Mini-Bullet camera suited to general use. The sunshield helps with sun glare and keeping the camera face out of the weather. The bullet housing is ideal for mounting to walls and for dusty / outside use. The 4MP resolution gives a great image quality in areas up to 20m x 20m for clear identification, and up to 30m x 30m for overview type observation.
	MID-HFW4431S-28B	This 4MP Indoor / Outdoor (IP67) camera has a viewing angle of 104°, and a maximum IR range of 30m. PoE or 12VDC powered. H.264 & H.265 video streaming, ONVIF compliant. WDR (Wide Dynamic) handles difficult lighting & glare	
	MID-HFW4431S-36B	This 4MP Indoor / Outdoor (IP67) camera has a viewing angle of 87°, and a maximum IR range of 30m. PoE or 12VDC powered. H.264 & H.265 video streaming, ONVIF compliant. WDR (Wide Dynamic) handles difficult lighting & glare	Cyclops camera suited to undercover outdoor and dusty / factory environments. The separate IR illuminator is designed to give a longer range than a dome. The 4MP resolution gives a great image quality in areas up to 20m x 20m for clear identification, and up to 30m x 30m for overview type observation.
	MID-HDW4431EM-28B	This 4MP Indoor / Outdoor (IP67) camera has a viewing angle of 104°, and a maximum IR range of 50m. PoE or 12VDC powered. The camera can support a MicroSD card up to 128GB. H.264 & H.265 video streaming, ONVIF compliant. WDR (Wide Dynamic) handles difficult lighting & glare	















PRODUCT IMAGE	PART NUMBER	DESCRIPTION	USE
	MID-HDW1320S-0280B	This 3MP Indoor / Sheltered Outdoor (IP67) camera has a viewing angle of 98°, and a maximum IR range of 30m. PoE or 12VDC powered. H.264 video streaming and ONVIF compliant.	Eyeball camera most commonly used for general observation of areas and over short range, such as cash registers, doorways, etc... Quick and easy to install, this camera also provides a nice visual deterrent for staff and customers as there is no mistaking it looking at you.
	MID-HDW2320R-ZS	This 3MP Indoor / Outdoor (IP67) camera has a viewing angle between 87° to 29°, and a maximum IR range of 60m. PoE or 12VDC powered. The camera can support a MicroSD card up to 128GB. H.264 video streaming and ONVIF compliant.	Ghost camera with in-built optical zoom. This is most useful when the viewing angle is not known or the target is distant. By focussing the camera onto the target you gain a higher clarity on that smaller area. At 20m away the target width is ~10m when fully zoomed in, or at 5m the width is ~2.5m. The Ghost is ideal for undercover outdoor and dusty / factory environments.
	MID-HDW2421R-ZS	This 4MP Indoor / Outdoor (IP67) camera has a viewing angle between 87° to 29°, and a maximum IR range of 60m. PoE or 12VDC powered. The camera can support a MicroSD card up to 128GB. H.264 video streaming and ONVIF compliant. WDR (Wide Dynamic) handles difficult lighting & glare	
	MID-HDWP1420-AS	This 4MP Indoor (IP66) camera has a viewing angle of 106°, and a maximum IR range of 20m. PoE or 12VDC powered. The camera can support a MicroSD card up to 128GB. H.264 video streaming and ONVIF compliant.	The Wedge style camera is ideal for indoor situations because it can be mounted in any orientation - walls, under stairs, . The camera lens can be rotated and angled inside the housing. The small footprint keeps the camera discreet. The 4MP resolution gives a great image quality in areas up to 20m x 20m.
	MID-HDBW4431F-28B	This 4MP Indoor Vandalproof (IP67, IK10) camera has a viewing angle of 104°, and a maximum IR range of 20m. PoE or 12VDC powered. The camera can support a MicroSD card up to 128GB. H.264 & H.265 video streaming, ONVIF compliant. WDR (Wide Dynamic) handles difficult lighting & glare	
	MID-HDBW8331E-Z	This 3MP Indoor Vandalproof (IP67, IK10) camera has a viewing angle between 87° and 31°, and a maximum IR range of 50m. PoE or 12VDC / 24VAC powered. The camera can support a MicroSD card up to 128GB. H.264 & H.265 video streaming, ONVIF compliant. UWDR (Ultra Wide Dynamic) for the most harsh lighting	This dome camera has the ability to handle extremely difficult lighting conditions and glare. Complete with smart features like people counting, trip wire and others. This camera can handle any indoor scenario and is ideally suited to public areas like shopping centres, building foyers, retail and high security observation.
	MID-EBW8600	This 6MP Fisheye Indoor Vandalproof (IP67, IK10) has panoramic viewing of all 360°, and a maximum IR range of 10m. PoE or 12VDC powered. The camera can support a MicroSD card up to 64GB. H.264 video streaming and ONVIF compliant.	The Fisheye camera is the ideal choice for when you want to see it all! Full coverage in all directions. Used indoors, this camera can easily manage areas up to 10m x 10m. In-built smart features can handle people counting, heat-mapping (how busy an area is), abandoned / missing objects and more. Whole room with a single camera on a single cable.
	MID-EBW81200	This 12MP Fisheye Indoor Vandalproof (IP67, IK10) has panoramic viewing of all 360°, and a maximum IR range of 10m. PoE or 12VDC powered. The camera can support a MicroSD card up to 64GB. H.264 video streaming and ONVIF compliant. (Step Down to 8MP for use on NVR4xxx-4K-S2 devices)	The Fisheye camera is the ideal choice for when you want to see it all! Full coverage in all directions. Used indoors, this camera can easily manage areas up to 15m x 15m. In-built smart features can handle people counting, heat-mapping (how busy an area is), abandoned / missing objects and more. Whole room with a single camera on a single cable.
	MID-NVR2104-P	4 Channel NVR with 4 PoE ports. This recorder can handle up to a 5MP camera, and up to 80Mbps of data from the cameras. Storage is via a single HDD up to a maximum of 6TB. Supports remote viewing via App or Software Plug & Play Installation	The ideal entry level NVR for home or small commercial use. The in-built PoE ports provide power to the cameras as well as removing the need for special network setups. A true plug and play unit, this will handle any camera except the Fisheye. View it locally on a screen, via your computer, or an app on your phone.
	MID-NVR2108-8P-S2	8 Channel NVR with 8 PoE ports. This recorder can handle up to a 5MP camera, and up to 80Mbps of data from the cameras. Storage is via a single HDD up to a maximum of 6TB. Supports remote viewing via App or Software Plug & Play Installation	












CCTV



PRODUCT IMAGE	PART NUMBER	DESCRIPTION	USE
	MID-NVR4208-8P-4K-S2	8 Channel 4K NVR with 8 PoE ports. This recorder can handle up to a 8MP camera, and up to 200Mbps of data from the cameras. Storage is via 2x HDD up to a maximum of 12TB. Supports remote viewing via App or Software Plug & Play Installation	Commercial grade NVR for more demanding jobs. In-built PoE keeps the networking simple and the multiple HDD connections allow for larger storage requirements. Storage can be even further expanded with ESS expanders. Works with any of the cameras up to 8MP and can be rack mounted. Fisheye cameras supported.
	MID-NVR4216-16P-4K-S2	16 Channel 4K NVR with 16 PoE ports. This recorder can handle up to a 8MP camera, and up to 200Mbps of data from the cameras. Storage is via 2x HDD up to a maximum of 12TB. Supports remote viewing via App or Software Plug & Play Installation	
	MID-NVR4416-16P-4K-S2	16 Channel 4K NVR with 16 PoE ports. This recorder can handle up to a 8MP camera, and up to 200Mbps of data from the cameras. Storage is via 4x HDD up to a maximum of 24TB. Supports remote viewing via App or Software Plug & Play Installation	
	MID-NVR4816-16P-4K-S2	16 Channel 4K NVR with 16 PoE ports. This recorder can handle up to a 8MP camera, and up to 200Mbps of data from the cameras. Storage is via 8x HDD up to a maximum of 48TB. Supports remote viewing via App or Software Plug & Play Installation	
	MID-NVR4832-4K-S2	32 Channel 4K NVR This recorder can handle up to a 8MP camera, and up to 200Mbps of data from the cameras. Storage is via 8x HDD up to a maximum of 48TB. Supports remote viewing via App or Software Plug & Play Installation	Extend the storage of the 4K recorders up to another 4 Hard Drives (up to 6TB each). You can add up to another 24TB of storage in total.
	MID-ESS1504C	eSATA 4 Bay Drive Expansion Max 24TB	
	MID-ESS1508C	eSATA 8 Bay Drive Expansion Max 48TB	Extend the storage of the 4K recorders up to another 8 Hard Drives (up to 6TB each). You can add up to another 48TB of storage in total
	MID-HDD-1TB	Seagate 1TB Video Rated HDD	Designed for continuous recording and playback operations involved in CCTV deployments 24/7/265
	MID-HDD-2TB	Seagate 2TB Video Rated HDD	
	MID-HDD-3TB	Seagate 3TB Video Rated HDD	
	MID-HDD-4TB	Seagate 4TB Video Rated HDD	
	MID-HDD-6TB	Seagate 6TB Video Rated HDD	
	MID-MICRO-SD-16G	Dahua 16G Micro SD Card Class 10	CCTV rated MicroSD storage card for use in cameras that support them. These make 'Edge' recording possible and provide another layer of recording.
	MID-MICRO-SD-32G	Dahua 32G Micro SD Card Class 10	
	MID-MICRO-SD-64G	Dahua 64G Micro SD Card Class 10	
	MID-MICRO-SD-128G	Dahua 128G Micro SD Card Class 10	
	MID-DHL22-F600	21" Full-HD 1080P Commercial Grade LCD Monitor	Commercial grade monitors are designed for continuous operation without loss of colour or image burn-in. Slimline they are able to be desk or VESA mounted.
	MID-DHL32-F600	32" Full-HD 1080P Commercial Grade LCD Monitor	
	MID-DHL43-F600	43" Full-HD 1080P Commercial Grade LCD Monitor	



PRODUCT IMAGE	PART NUMBER	DESCRIPTION	USE
	MID-PFS3106-4P	4-Port 10/100 PoE + SFP/Combo 60W Switch	CCTV rated PoE network switch designed specifically for the transmission of CCTV video. DIN mountable and industrial rated this is an ideal edge switch. The uplink port can connect to other switches allowing large networks to be built. The SFP port can be used to create fibre optic connections between switches instead of CAT5/6.
	MID-PFS3110-8P	8-Port 10/100 PoE + SFP/Combo 96W Switch	
	MID-PFS4018-16P	16-Port 10/100 PoE + 2x1000 250W Switch	CCTV rated PoE network switch designed specifically for the transmission of CCTV video. Rack mountable this switch is designed for larger networks as an edge switch. The 2 uplink ports can connect to other switches allowing large networks to be built.
	MID-PFS4220-16P	16-Port 10/100 PoE + 2xSFP/Combo 250W Switch	CCTV rated PoE network switch designed specifically for the transmission of CCTV video. Rack mountable this switch is designed for larger networks as an edge switch. The 2 uplink ports can connect to other switches allowing large networks to be built. The SFP port can be used to create fibre optic connections between switches instead of CAT5/6.
	MID-PFS4026-24P	24-Port 10/100 PoE + 2x1000 370W Switch	CCTV rated PoE network switch designed specifically for the transmission of CCTV video. Rack mountable this switch is designed for larger networks as an edge switch. The 2 uplink ports can connect to other switches allowing large networks to be built.
	MID-PFS4228-24P	24-Port 10/100 PoE + 2x1000, 2xSFP/Combo 370W Switch	CCTV rated PoE network switch designed specifically for the transmission of CCTV video. Rack mountable this switch is designed for larger networks as an edge switch. The 2 uplink ports can connect to other switches allowing large networks to be built. The SFP port can be used to create fibre optic connections between switches instead of CAT5/6.
	MID-PFT1300	Passive (inline) PoE Extender	This device can be used to extend a PoE cable run by 100m. By using a small amount of power from the PoE source at the end of the first 100m the signal is extended to a second run of up to 100m. Maximum of 2 can be used to give a total of 300m.
	MID-PFT1200	Hi-PoE (60W) Midspan (inline) injector (240VAC Power required at location)	Need more power on a PoE cable run? This device sits 'in-line' and injects HiPoE power into the cable providing enough to run a camera. Can also be used to power longer cable runs with the MID-PFT1300.
	MID-PFT3950	1 x 1.25Gbps Multimode Fibre 500m SFP module (One required for each end of connection)	This SFP module is normally bought in pairs, one for each switch at each end, so that a multimode fibre optic cable can be used between them. Ideal for electrical isolation and longer cable runs where CAT5/6 can be extended to, and for bridging between buildings.
	MID-PFT3900	1 x 155Mbps Multimode Fibre 2Km SFP module (One required for each end of connection)	This SFP module is normally bought in pairs, one for each switch at each end, so that a multimode fibre optic cable can be used between them. Ideal for electrical isolation and longer cable runs where CAT5/6 can be extended to, and for bridging between buildings.














PRODUCT IMAGE	PART NUMBER	DESCRIPTION	USE
	MID-PFA134	Camera Mounting and Junction Box	Back Box - suits HFW 1xxx series. For surface mounting and connecting with conduit.
	MID-PFA135	Camera Mounting and Junction Box	Back Box - suits HFW 2xxx series. For surface mounting and connecting with conduit.
	MID-PFA136	Camera Mounting and Junction Box	Back Box - suits HDBW / HDW 1xxx series. For surface mounting and connecting with conduit.
	MID-PFA137	Camera Mounting and Junction Box	Back Box - suits HDBW / HDW 2xxx series. For surface mounting and connecting with conduit.
	MID-PFA139	Camera Mounting and Junction Box	Back Box - suits HDW / HDBW 4xxx HDPW 1xxx. For surface mounting and connecting with conduit.
	MID-PFA121	Camera Mounting and Junction Box	Back Box - suits HFW 4xxx series. For surface mounting and connecting with conduit.
	MID-PFB203W	Wall Mounting Bracket for Cameras	Wall bracket for dome / eyeball / ghost. Has conduit inlet.
	MID-PFB204W	Wall Mounting Bracket for Cameras	Wall bracket for cyclops / wedge. Has conduit inlet.
	MID-PFB200C	In-Ceiling Mounting Bracket for Dome Cameras	Ceiling mount-suits HDBW2xxx series. Designed to provide neat and stable mounting in suspended ceilings.
	MID-PFA150	Pole Mount Adapter - Requires Junction Box	Pole Mount Kit - req. back box.
	MID-PFA151	Corner Mount Adapter - Requires Junction Box	Corner Mount Kit - req. back box
	MID-PFM900	CCTV Commissioning and Testing Tool	This testing and commissioning tool is an ideal CCTV diagnostic toolbox in a single device. Can work with both the cameras and the networking giving you all the information and field diagnostics and programming required to commission a system and fault find.
	MID-ENGINEERING	Commissioning and Engineering Services	Pre-benching and system programming. Need it done right the first time? Big system and need the help? Let the technicians do the heavy lifting for you.



PRODUCT IMAGE	PART NUMBER	DESCRIPTION	USE
IP Video Recording Solutions			
Standalone embedded NVRs			
	NVR100L	16-ch standalone Linux embedded NVR @ 100 frames • Record and playback 16 video channels at Full HD 1080P • Support 6TB Hard Disk	NVR FOR 1-6 CAMS
	NVR200L	16-ch standalone Linux embedded NVR @ 200 frames • Record and playback 16 video channels at Full HD 1080P • Support 6TB Hard Disk	NVR FOR 1-10 CAMS
	NVR400L	16-ch standalone Linux embedded NVR @ 400 frames • Record and playback 16 video channels at Full HD 1080P • Internal HDD up to 24TB supported	NVR FOR 1-16 CAMS
	NVR1400	16-ch standalone Linux embedded NVR with RAID storage • Record and playback 16 video channels at Full HD 1080P • Internal HDD up to 24TB supported • RAID 0 / 1 / 5 supported	NVR FOR 1-16 CAMS
	NVR2400	16-ch standalone Linux embedded NVR with RAID storage • Record and playback 16 video channels at Full HD 1080P • Internal HDD up to 48TB supported • RAID 0 / 1 / 5 supported	NVR FOR 1-16 CAMS
	NVR408M	H.264 1080P Real-Time Multi-Touch Vehicle Standalone NVR • EN50155 certification – withstand severe shock and vibration • Easy installation and rugged design • Suitable for public & commercial transportation applications	MOBILE NVR FOR 1-8 CAMS
PC based with LILIN Video Management Software (Navigator - NAV)			
	NAV1.0	Navigator Software • Manage and record up to 108 IP cameras • 64bits program • User-friendly UI and TV Wall application are supported • System redundancy	NAV SOFTWARE FOR SERVER
	NAV3025	NAV 25CH Recorder • Up to 25 channels 1080P/3M/5M/8M Network streaming, recording, and display • Tower chassis, Compact size, built-in software RAID system, support up to 4 x 3.5" HDD hot swap trays • Dual streamings decoding mode supported • LILIN IP cameras, PTZ domes, and DVRs/NVRs are supported	NAV RECORDER FOR 25 CH
Hard Disks			
	HDD-2TB	2TB HDD including labour to install and test	video storage
	HDD-3TB	3TB HDD including labour to install and test	video storage
	HDD-3TB-ENT	3TB Enterprise SE HDD including labour to install and test	video storage
	HDD-4TB	4TB HDD including labour to install and test	video storage
	HDD-6TB	6TB HDD including labour to install and test	video storage
Encoder & Decoder			
	VD022	H.264 1080P Real-Time HD Video Decoder	FOR VIEWING CAMS ON ADDITIONAL MONITOR















PRODUCT IMAGE	PART NUMBER	DESCRIPTION	USE
IP Cameras			
L series --- 2-megapixel 1080P Day & Night IP cameras @ 15fps frame rate			
	LR312	<i>HD 20M IR Range Fixed Lens Dome IP Camera</i> <ul style="list-style-type: none"> Full HD 2MP CMOS image sensor H.264 and Motion JPEG triple video streaming 2D WDR function High efficiency IR LED, radiant distance up to 20m 1080p resolution @ 15fps 	2MP INDOOR IR DOME, FIXED LENS
	LR832	<i>Outdoor HD 20M IR Range Fixed Lens IP Camera</i> <ul style="list-style-type: none"> Full HD 2MP CMOS image sensor IP66 rain & dust resistant H.264 and Motion JPEG triple video streaming 2D WDR function High efficiency IR LED, radiant distance up to 20m 1080p resolution @ 15fps 	2MP OUTDOOR IR DOME, FIXED LENS
	LR6122EX3.6	<i>Day & Night 1080P HD Vandal Resistant Dome IR IP Camera</i> <ul style="list-style-type: none"> Full HD 2 megapixel CMOS image sensor IK10 impact resistant and IP67 weather resistant 3.3~12mm lens and 25-metre IR infrared night vision and viewing angle 22.6°~59.6° Outdoor vandal dome IR IP camera / PoE or DC12V / Power 10.2watts max. 	2MP OUTDOOR IR DOME, VARIFOCA L LENS
	LD6122EX3.6	<i>Day & Night 1080P HD Vandal Resistant Dome IP Camera</i> <ul style="list-style-type: none"> Full HD 2 megapixel CMOS image sensor and 3.3~12mm lens IK10 impact resistant and IP67 weather resistant / Requires PoE or DC12V / Power 7.5watts max. IR-cut filter for day & night operations and viewing angle 22.6°~59.6° Outdoor vandal dome camera 	2MP OUTDOOR NON IR, VARIFOCA L LENS
	LR2322EX3.6	<i>Day & Night 1080P HD Vari-Focal Recessed Dome IR IP Camera</i> <ul style="list-style-type: none"> Full HD 2 megapixel CMOS image sensor and viewing angle 22.6°~59.6° Surface/recessed mount conversion kit supplied / PoE or DC12V / Power 10.2watts max. 25-metre IR infrared night vision and 3.3~12mm lens Stylish recessed dome camera / ceiling or embedded mount dome 	2MP INDOOR RECESS MTD, IR, VARIFOCA L LENS
	LD2322EX3.6	<i>Day & Night 1080P HD Vari-Focal Recessed Dome IP Camera</i> <ul style="list-style-type: none"> Full HD 2 megapixel CMOS image sensor and 3.3~12mm lens Surface/recessed mount conversion kit supplied IR-cut filter for day & night operations / PoE or DC12V / Power 10.2watts max. Stylish recessed dome camera and viewing angle 22.6°~59.6° 	2MP INDOOR RECESS MTD, NON IR, VARIFOCA L LENS
	LR2122E4	<i>Day & Night 1080P HD Dome IR IP Camera</i> <ul style="list-style-type: none"> Full HD 2 megapixel CMOS image sensor 2.8mm lens and 16-metre IR infrared night vision IR-cut filter for day & night operations / viewing angle 84° Stylish IR IP dome camera / requires PoE or DC12V / Power 8.5watts max. 	2MP INDOOR IR DOME, FIXED LENS
	LD2122E6	<i>1080P HD Dome IP Camera</i> <ul style="list-style-type: none"> Full HD 2 megapixel CMOS image sensor 1080P HD Dome IP Camera / 2.8mm lens / viewing angle 84° Screw-on design dome cover for easy and secure installation Stylish dome IP camera / requires PoE or DC12V / Power 6watts max. 	2MP INDOOR NON IR DOME, FIXED LENS
	LD2222E4	<i>1080P HD Microdome IP Camera</i> <ul style="list-style-type: none"> Full HD 2 megapixel CMOS image sensor / 2.8mm lens (4.3mm lens available) "Day Only" Built-in high sensitive microphone / viewing angle 84° or 62° One-way audio supported / requires PoE or DC12V / Power 5watts max. Audio / motion detection alarm functions 	2MP MINI DOME, INDOOR NON IR DOME DAY, FIXED LENS
	LB1022E	<i>Day & Night 1080P HD IP Camera - Lens Not included</i> <ul style="list-style-type: none"> Full HD 2 megapixel CMOS image sensor 2MP Full bodied form factor / lens not included Two-way audio supported / requires PoE or DC12V / Power 7.5watts max. IR-cut filter for day & night operations 	2MP BOX CAMERA, LENS TO BE ADDED
	LR2522E4	<i>Day & Night 1080P HD Dome IR IP Camera</i> <ul style="list-style-type: none"> Full HD 2 megapixel CMOS image sensor 4mm lens 10-metre IR infrared night vision Two-way audio supported Stylish eyeball IR IP camera 	2MP SMALL DOME, INDOOR IR DOME , FIXED LENS














PRODUCT IMAGE	PART NUMBER	DESCRIPTION	USE
	LR7224EX3.6	<i>D/N Outdoor 55M IR Range Vari-focal IP Camera</i> <ul style="list-style-type: none"> Full HD 2 megapixel CMOS image sensor 3.3~12mm lens and 55-metre IR infrared night vision Two-way audio supported and viewing angle 22.6°~59.6° Outdoor bullet form IR IP camera / PoE+ or AC24V / Power 20watts max. 	2MP OUTDOOR TUBE, IR, VARIFOCAL LENS
	LR7424EX3.6	<i>Outdoor Waterproof Vari-focal IR IP Bullet Camera</i> <ul style="list-style-type: none"> Full HD 2 megapixel CMOS image sensor 3.3~12mm lens and 45-metre IR infrared night vision IP66 rain & dust resistant / PoE+ or AC24V / Power 16watts max. SD card recording supported and viewing angle 22.6°~59.6° 	2MP OUTDOOR TUBE, IR, VARIFOCAL LENS
	LR7722EX3.6	<i>D/N Outdoor 35M IR Range Vari-focal IP Camera</i> <ul style="list-style-type: none"> Full HD 2 megapixel CMOS image sensor 3.3~12mm lens and 35-metre IR infrared night vision IP66 rain & dust resistant / DC12V / Power 12watts max. / PoE SD card recording supported and viewing angle 22.6°~59.6° 	2MP OUTDOOR TUBE, IR, VARIFOCAL LENS
	LR7922E4	<i>D/N Outdoor Waterproof 20M IR Range IP Camera</i> <ul style="list-style-type: none"> Full HD 2 megapixel CMOS image sensor 20-metre IR infrared night vision and viewing angle 22.6°~59.6° IP67 rain & dust resistant / PoE or DC12V / Power 12watts max. SD card recording supported 	2MP OUTDOOR TUBE, IR, FIXED LENS
	LR7022E4	<i>D/N Outdoor Waterproof 30M IR Range IP Camera</i> <ul style="list-style-type: none"> Full HD 2 megapixel CMOS image sensor 4mm lens and 30-metre IR infrared night vision IP66 rain & dust resistant / PoE or DC12V / Power 10.2watts max. SD card recording supported and viewing angle 84° 	2MP OUTDOOR TUBE, IR, FIXED LENS
M series --- 2-megapixel 1080P Day & Night IP cameras @ 30fps frame rate			
	MR312	<i>HD 20M IR Range Fixed Lens Dome IP Camera</i> <ul style="list-style-type: none"> Full HD 2MP CMOS image sensor H.264 and Motion JPEG triple video streaming 2D WDR function High efficiency IR LED, radiant distance up to 20m 1080p resolution @ 30fps 	2MP SMALL DOME, INDOOR IR DOME, FIXED LENS
	MR832	<i>Outdoor HD 20M IR Range Fixed Lens IP Camera</i> <ul style="list-style-type: none"> Full HD 2MP CMOS image sensor IP66 rain & dust resistant H.264 and Motion JPEG triple video streaming Region of Interest (ROI) function High efficiency IR LED, radiant distance up to 20m 1080p resolution @ 30fps 	2MP OUTDOOR TUBE, IR, FIXED LENS
Pro series --- 2-megapixel 1080P Day & Night IP cameras @ 25fps frame rate			
Vandal Dome (Pro series)			
	IPD6132ESX3.6	<i>Day and Night 3MP HD Vandal Dome IP Camera</i> <ul style="list-style-type: none"> Full HD 3.27 megapixel CMOS image sensor IK10 impact resistant and IP67 weather resistant 3.3~12mm lens and 2IR-cut filter for day and night operation Outdoor vandal dome IR IP camera / PoE or DC12V / Power 10.2watts max. 	3MP, OUTDOOR DOME, NON IR, VARIFOCAL LENS
	IPR6132ESX3.6	<i>Day and Night 3MP HD Vandal Dome IP Camera</i> <ul style="list-style-type: none"> Full HD 3.27 megapixel CMOS image sensor IK10 impact resistant and IP67 weather resistant 3.3~12mm lens and 25-metre IR-cut filter for day and night operations Outdoor vandal dome IR IP camera / PoE or DC12V / Power 7.5watts max. 	3MP OUTDOOR DOME, IR, VARIFOCAL LENS
	IPR6122ESX3.6	<i>Day and Night 2MP HD Vandal Dome IR IP Camera</i> <ul style="list-style-type: none"> Full HD 2 megapixel CMOS image sensor / viewing angle 29.8°~79.3° IK10 impact resistant and IP67 weather resistant 3.3~12mm lens and 25-metre IR infrared night vision Outdoor vandal dome IR IP camera / PoE or DC12V / Power 10.2watts max. 	2MP, OUTDOOR DOME, IR, VARIFOCAL LENS
	IPR320ESX3.6	<i>Day & Night 1080P HD Vandal Resistant Dome IR IP Camera</i> <ul style="list-style-type: none"> Full HD 2 megapixel CMOS image sensor / viewing angle 29.8°~79.3° IK7 impact resistant and IP66 weather resistant 3.3~12mm lens and 25-metre IR infrared night vision Outdoor vandal dome IR IP camera / PoE / Power 10.2watts max. 	2MP, OUTDOOR DOME, IR, VARIFOCAL LENS
	IPD6220ES2(M12)	<i>1080P HD Vandal Microdome IP Camera (M12)</i> <ul style="list-style-type: none"> Full HD 2 megapixel CMOS image sensor / viewing angle 84.8° IK8 impact resistant and IP67 weather resistant 4.3mm lens and EN50155 compliant Outdoor vandal microdome IP camera / PoE or DC12V / Power 5watts max. 	2MP OUTDOOR MINI VANDAL DOME, FIXED LENS, NON IR DAY, M12
	IPD6222ES2(RJ45)	<i>1080P HD Vandal Microdome IP Camera (RJ-45)</i> <ul style="list-style-type: none"> Full HD 2 megapixel CMOS image sensor / viewing angle 84.8° IK8 impact resistant and IP67 weather resistant 4.3mm lens and EN50155 compliant Outdoor vandal microdom IP camera / PoE or DC12V / Power 5watts max. 	2MP OUTDOOR MINI VANDAL DOME, FIXED LENS, NON IR DAY, RJ-45



PRODUCT IMAGE	PART NUMBER	DESCRIPTION	USE
Dome (Pro series)			
	IPR2322ESX3.6	<i>Day and Night 1080P HD Vari-focal Recessed Dome IR IP Camera</i> <ul style="list-style-type: none"> Full HD 2 megapixel CMOS image sensor Surface/recessed mount conversion kit supplied 3.3mm-12mm lens and 25M IR infrared night vision Recessed dome IR IP camera / PoE or DC12V / Power 10.2watts max. 	2MP INDOOR RECESS MTD DOME, IR, VARIFOCA LENS
	IPD2322ESX3.6	<i>Day and Night 1080P HD Vari-focal Recessed Dome IR IP Camera</i> <ul style="list-style-type: none"> Full HD 2 megapixel CMOS image sensor / ceiling or embedded mount Surface/recessed mount conversion kit supplied / viewing angle 29.8°~79.3° 3.3mm-12mm lens and IR-cut filter for day/night operations Recessed dome IR IP camera / PoE or DC12V / Power 7.5watts max. 	2MP INDOOR RECESS MTD DOME, NON IR, VARIFOCA LENS
	IPR2522ES4.3	<i>Day and Night 1080P HD Dome IR IP Camera</i> <ul style="list-style-type: none"> Full HD 2 megapixel CMOS image sensor IR IP eyeball dome camera 4.3mm lens and 10M IR infrared night vision PoE or DC12V / Power 8.5watts max. 	2MP INDOOR DOME, 4 MM LENS, INFRARED
	IPD2220ES4.3	<i>1080P HD Microdome IP Camera</i> <ul style="list-style-type: none"> Full HD 2 megapixel CMOS image sensor / viewing angle 84.8° Back light compensation / day camera 4.3mm lens and compact design & discreet low-profile look Dome IP camera / PoE or DC12V / Power 5watts max. 	2MP MINI DOME, INDOOR NON IR DOME DAY, FIXED LENS
Bullet (Pro series)			
	IPR7424ESX3.6	<i>Day and Night 1080P HD Vari-focal IR IP Camera</i> <ul style="list-style-type: none"> Full HD 2 megapixel CMOS image sensor / IP66 waterproof 3.3~12mm lens and 45-metre IR infrared night vision Two-way audio supported and viewing angle 29.8°~79.3° Outdoor bullet form IR IP camera / PoE+ or AC24V / Power 16watts max. 	2MP OUTDOOR TUBE, IR, VARIFOCA LENS
	IPR7722ESX3.6	<i>Day and Night 1080P HD Vari-focal IR IP Camera</i> <ul style="list-style-type: none"> Full HD 2 megapixel CMOS image sensor / IP66 waterproof 3.3~12mm lens and 35-metre IR infrared night vision Two-way audio supported and viewing angle 29.8°~79.3° Outdoor bullet form IR IP camera / PoE or DC12V / Power 12watts max. 	2MP OUTDOOR TUBE, IR, VARIFOCA LENS
	IPR722ES4.3	<i>Day and Night 1080P HD IR IP Camera</i> <ul style="list-style-type: none"> Full HD 2 megapixel CMOS image sensor / IP66 waterproof 4mm lens and 30-metre IR infrared night vision Wide Dynamic Range Outdoor bullet form IR IP camera / PoE or DC12V / Power 10.2watts max. 	2MP OUTDOOR TUBE, IR, FIXED 4MM LENS
	IPR722ES6	<i>Day and Night 1080P HD IR IP Camera</i> <ul style="list-style-type: none"> Full HD 2 megapixel CMOS image sensor / IP66 waterproof 6mm lens and 30-metre IR infrared night vision Wide Dynamic Range Outdoor bullet form IR IP camera / PoE or DC12V / Power 10.2watts max. 	2MP OUTDOOR TUBE, IR, FIXED 6MM LENS
	IPR7334SX5	<i>Day and Night 3MP HD Vari-focal IR IP Camera</i> <ul style="list-style-type: none"> Full HD 3.27 megapixel CMOS image sensor / IP66 waterproof 5~50mm lens and 70-metre IR infrared night vision Two-way audio supported and viewing angle 58.8° Outdoor bullet form IR IP camera / AC24V or AC100~240V 	3MP OUTDOOR TUBE, 70 M IR, VARIFOCA LENS
	IPR434ESX3.6	<i>Day and Night 3MP HD Vari-focal IR IP Camera</i> <ul style="list-style-type: none"> Full HD 3.27 megapixel CMOS image sensor / IP66 waterproof 3.3~12mm lens and 55-metre IR infrared night vision Two-way audio supported and Wide Dynamic Range Outdoor bullet form IR IP camera / AC24V or AC100~240V or PoE+ 	3MP OUTDOOR TUBE, 55 M IR, VARIFOCA LENS
Full Bodied (Pro series)			
	IPG1052ES	<i>Day and Night 5MP HD IP Camera- Lens Not included</i> <ul style="list-style-type: none"> Full HD 5 megapixel CMOS image sensor Full bodied form factor / lens not included Two-way audio supported / requires PoE or DC12V / Power 7.5watts max. IR-cut filter for day & night operations 	5MP D/N BOX CAMERA, NO LENS INCL.
	IPG1032ES	<i>Day and Night 3MP HD IP Camera- Lens Not included</i> <ul style="list-style-type: none"> Full HD 3.27 megapixel CMOS image sensor Full bodied form factor / lens not included Two-way audio supported / requires PoE or DC12V / Power 7.5watts max. IR-cut filter for day & night operations 	3MP D/N BOX CAMERA, NO LENS INCL.
	IPG1022ES	<i>Day and Night 1080P HD IP Camera</i> <ul style="list-style-type: none"> Full HD 2 megapixel CMOS image sensor Full bodied form factor / lens not included Two-way audio supported / requires PoE or DC12V / Power 7.5watts max. IR-cut filter for day & night operations 	2MP D/N BOX CAMERA, NO LENS INCL.














PRODUCT IMAGE	PART NUMBER	DESCRIPTION	USE
Z series --- Day and Night 1080P IP cameras with Auto Focus feature at 25fps frame rate			
	ZR6122EX3.6	<i>Auto Focus Outdoor Vandal Resistant IR IP Dome Camera</i> <ul style="list-style-type: none"> Full HD 2 megapixel CMOS image sensor / Auto Focus features IK10 impact resistant and IP67 weather resistant 3~10.5mm lens and 25-metre IR infrared night vision and viewing angle 25.5°~91.2° Outdoor vandal dome IR IP camera / PoE or DC12V / Power 11.2watts max. 	AUTO FOCUS, 2MP O/D DOME, VARIFOCA LENS, INFRARED
	ZD6122EX3.6	<i>Auto Focus Outdoor Vandal Resistant D/N IP Dome Camera</i> <ul style="list-style-type: none"> Full HD 2 megapixel CMOS image sensor / Auto Focus features IK10 impact resistant and IP67 weather resistant 3~10.5mm lens / IR-cut filter for day/night operations / viewing angle 25.5°~91.2° Outdoor vandal dome day/night IP camera / PoE or DC12V 	AUTO FOCUS, 2MP O/D DOME, VARIFOCA LENS, NON IR
	ZR2322EX3.6	<i>Auto Focus Recessed IR IP Dome Camera</i> <ul style="list-style-type: none"> Full HD 2 megapixel CMOS image sensor / Auto Focus features Surface/recessed mount conversion kit supplied 3~10.5mm lens and 25-metre IR infrared night vision Recessed dome IR IP camera / PoE or DC12V / Power 11.2watts max. 	AUTO FOCUS 2MP INDOOR RECESS MTD DOME, IR,
	ZD2322EX3.6	<i>Auto Focus Recessed Day & Night IP Dome Camera</i> <ul style="list-style-type: none"> Full HD 2 megapixel CMOS image sensor / Auto Focus features Surface/recessed mount conversion kit supplied 3~10.5mm lens and IR-cut filter for day/night operations Recessed dome IP camera / PoE or DC12V 	AUTO FOCUS 2MP LENS INDOOR RECESS MTD DOME, NON IR,
	ZG1232EX3	<i>Day/Night 3MP HD Auto Focus IP Camera</i> <ul style="list-style-type: none"> Full HD 3.27 megapixel CMOS image sensor / Auto Focus features 3MP high performing full bodied camera 3.1~9mm lens and IR-cut filter for day/night operations PoE or DC12V / lens not included 	AUTO FOCUS 3MP D/ N BOX CAMERA, LENS INCL..
	ZR7424EX3.6	<i>Auto Focus Outdoor Waterproof IR IP Bullet Camera</i> <ul style="list-style-type: none"> Full HD 2 megapixel CMOS image sensor / IP66 waterproof 3~10.5mm lens and 45-metre IR infrared night vision Powerful Auto Focus feature PoE+ or AC24V or AC100-240V 	AUTO FOCUS 2MP OUTDOOR TUBE, IR, VARIFOCA LENS
	ZR8022X10	<i>Auto Focus Outdoor Bullet IR IP Camera</i> <ul style="list-style-type: none"> 1/2.8" CMOS image sensor 10X optical Auto Focus lens Auto Focus feature to automatically focus the camera from a distant location H.264 and Motion JPEG triple video streaming 2D Wide Dynamic Range 60-metre infrared night vision IP66 rain and dust resistant 	AUTO FOCUS 2MP OUTDOOR TUBE, IR, VARIFOCA LENS
	ZR8022X20	<i>Auto Focus Outdoor Bullet IR IP Camera</i> <ul style="list-style-type: none"> 1/2.8" CMOS image sensor 20X optical Auto Focus lens Auto Focus feature to automatically focus the camera from a distant location H.264 and Motion JPEG triple video streaming 2D Wide Dynamic Range 60-metre infrared night vision IP66 rain and dust resistant 	AUTO FOCUS 2MP OUTDOOR TUBE, IR, VARIFOCA LENS
Panorama 360° series --- 2 Megapixel 1080P Day and Night IP camera at 25fps			
	FD2452E	<i>Day and Night 360° Panorama Dome HD IP Camera</i> <ul style="list-style-type: none"> Full HD 5.0 megapixel CMOS image sensor 360° or 180° view / no software required to view image Dewrapping hardware technology and IR-cut filter for day and night operations ePTZ - digital Pan, Tilt and Zoom / PoE or DC12V 	INDOOR 360 DEGREE PANORAMIC CAMERA
	FD2452V	<i>Day and Night 360° Panorama Outdoor Vandal Dome HD IP Camera</i> <ul style="list-style-type: none"> Full HD 5.0 megapixel CMOS image sensor / IP54 weather proof / IK8 vandal proof 360° or 180° view / no software required to view image Dewrapping hardware technology and IR-cut filter for day and night operations ePTZ - digital Pan, Tilt and Zoom / PoE or DC12V 	IP55 OUTDOOR 360 DEGREE PANORAMIC CAMERA
Covert series --- pinhole HD IP camera at 25fps			
	IPC0122	<i>1080P HD Covert IP Camera</i> <ul style="list-style-type: none"> Full HD 2 megapixel CMOS image sensor Easy to install and flexible mounting option For concealed applications 2-way audio supported / PoE or DC12V 	INDOOR 2MP COVERT CAMERA
	IPC0222WP3	<i>1080P HD Covert IP Camera</i> <ul style="list-style-type: none"> Full HD 2 megapixel CMOS image sensor Easy to install and flexible mounting option For concealed applications / Wifi supported 2-way audio supported / PoE or DC12V 	INDOOR 2MP COVERT CAMERA WIFI




PRODUCT IMAGE	PART NUMBER	DESCRIPTION	USE
Ultra series --- 4K Ultra High Definition Day & Night IP Camera			
	UHG1182E	<i>Day and Night 4K Ultra HD IP Camera- Lens Not included</i> <ul style="list-style-type: none"> • Full HD 12.0 megapixel CMOS image sensor • Micro SD/SDHC/SDXC card recording supported • IR-cut filter for day/night operations • PoE or DC12V / Lens no included 	4K UHD BOX CAMERA, NO LENS INCLUDED
PTZ series --- 2MP Full HD 1080P Day & Night Speed Dome PTZ IP Camera			
Outdoor			
	IRS1204	<i>20X Day and Night 2MP HD IR Infrared PTZ Camera</i> <ul style="list-style-type: none"> • 20X optical zoom / 12X digital zoom / IP66 waterproof • 150-metre IR infrared night vision • PTZ control and SD card recording • Outdoor PTZ camera / AC24V or AC100-240V / Power 67watts 	2MP PTZ O/D CAMERA WITH 150 METRE INFRARED 20 X OPT ZOOM
	IRS1304	<i>30X Day and Night 2MP HD IR Infrared PTZ Camera</i> <ul style="list-style-type: none"> • 30X optical zoom / Wide Dynamic Range / IP66 waterproof • 150-metre IR infrared night vision • PTZ control and SD card recording • Outdoor PTZ camera / AC24V or AC100-240V / Power 67watts 	2MP PTZ O/D CAMERA WITH 150 METRE INFRARED 30 X OPT ZOOM
	PSD4624EX30	<i>30X Day & Night 60fps Full HD PTZ Dome IP Camera</i> <ul style="list-style-type: none"> • 30X optical zoom • H.264 and Motion JPEG triple video streaming • Wide Dynamic Range up to 90dB • IR cut filter for day/night operations • PTZ Control Function 	2MP PTZ O/D CAMERA WITH 150 METRE 30 X OPT ZOOM
	PSD4624EX20	<i>20X Day & Night 60fps Full HD PTZ Dome IP Camera</i> <ul style="list-style-type: none"> • 20X optical zoom • H.264 and Motion JPEG triple video streaming • Wide Dynamic Range up to 90dB • IR cut filter for day/night operations • PTZ Control Function 	2MP PTZ O/D CAMERA WITH 150 METRE 20 X OPT ZOOM
	IPS4204E	<i>20X Day/Night 2MP Outdoor Vandal PTZ Camera</i> <ul style="list-style-type: none"> • 20X optical zoom / IK10 impact resistant / IP66 waterproof • IR-cut filter for day/night operations • PTZ control / SD card recording / 2-way audio supported • Outdoor PTZ camera / PoE+ or AC24V 	2MP PTZ O/D CAMERA WITH 150 METRE 20 X OPT ZOOM
Indoor			
	IPS2102E	<i>10X Day and Night 1080P HD PTZ Camera</i> <ul style="list-style-type: none"> • 10X optical zoom / clear night vision with built-in 16-metre infrared • IR-cut filter for day/night operations • PTZ control / SD card recording / Back light compensation • PoE+ or DC12V 	2MP INDOOR PTZ 10 X OPT ZOOM
	IPS3102E	<i>10X Day and Night 1080P HD PTZ Camera</i> <ul style="list-style-type: none"> • 10X optical zoom / H.264 • IR-cut filter for day/night operations • PTZ control / SD card recording / Back light compensation • PoE+ or DC12V 	2MP INDOOR PTZ 10 X OPT ZOOM
PTZ series --- D1 & 960H Day and Night Speed Dome IP Cameras			
Outdoor			
	IPS8364P	<i>36X Day and Night Outdoor WDR 650TVL PTZ Camera</i> <ul style="list-style-type: none"> • 36X optical zoom / IK10 impact resistant / IP66 waterproof • IR-cut filter for day/night operations • PTZ control / 2-way audio supported • Up to 128 programmable preset positions / AC24V 	650 TVL PTZ O/D CAMERA WITH 36 X OPT ZOOM
Indoor			
	IPS8364P	<i>36X Day and Night WDR 650TVL PTZ Camera</i> <ul style="list-style-type: none"> • 36X optical zoom / Back light compensation • IR-cut filter for day/night operations • PTZ control / 2-way audio supported • AC24V 	650 TVL INDOOR PTZ 36 X OPT ZOOM



PRODUCT IMAGE	PART NUMBER	DESCRIPTION	USE
S series --- 2MP at 60fps high speed frame rate			
	SG1122E	<i>Full Bodied 60fps 1080P IP Camera- Lens Not included</i> <ul style="list-style-type: none"> 60 frames per second at 1080P / Zone Entering, Direction Detection, and Zone Crossing IR-cut filter for day/night operations Micro SD/SDHC/SDXC card recording supported DC12V or PoE 	2MP BOX CAMERA 60 FPS LENS NOT INCL.
	SR7424EX3.6	<i>Day / Night 60fps HD Varifocal IR IP Camera</i> <ul style="list-style-type: none"> 60 frames per second at 1080P 45-metre IR infrared night vision / IP66 rain and dust resistant Zone Entering, Direction Detection, and Zone Crossing AC24V or PoE+ 	2MP O/D TUBE CAMERA 60 FPS LENS NOT INCL. INFRARED
	SR7022E4	<i>Outdoor Day and Night 60fps HD IR IP Camera</i> <ul style="list-style-type: none"> 60 frames per second at 1080P - 4mm lens 30-metre IR infrared night vision / IP66 rain and dust resistant Zone Entering, Direction Detection, and Zone Crossing DC12V or PoE 	2MP O/D TUBE CAMERA 60 FPS LENS NOT INCL. INFRARED
	SR7022E6	<i>Outdoor Day and Night 60fps HD IR IP Camera</i> <ul style="list-style-type: none"> 60 frames per second at 1080P - 4mm lens 30-metre IR infrared night vision / IP66 rain and dust resistant Zone Entering, Direction Detection, and Zone Crossing DC12V or PoE 	2MP O/D TUBE CAMERA 60 FPS LENS NOT INCL. INFRARED
	SD2222E4	<i>60fps HD Microdome IP Camera</i> <ul style="list-style-type: none"> 60 frames per second at 1080P / ceiling mount and discreet design Small form factor -- only 10.5cm diameter Zone Entering, Direction Detection, and Zone Crossing DC12V or PoE 	2MP INDOOR MINI DOME DAY CAMERA, 60 FPS
IVS series --- Intelligent Video Surveillance analytics features built-in			
	ZR6122EX3.6-IVS	<i>Auto Focus Outdoor Vandal Dome IR IP Camera with IVS features built-in</i> <ul style="list-style-type: none"> Full HD 2 megapixel CMOS image sensor / Auto Focus motorized lens Face / Tampering / Audio / Motion detection alarm function Intelligent Video Surveillance / 2-way audio supported / IP67 waterproof DC12V or PoE / 25-metre IR infrared night vision / IK10 vandal proof 	AUTO FOCUS, IVS, 2MP O/D DOME, VARIFOCA LENS, INFRARED
	IPR6122ESX3.6-IVS	<i>Day & Night 1080P HD Vandal Resistant Dome IR IP Camera with IVS features built-in</i> <ul style="list-style-type: none"> Full HD 2 megapixel CMOS image sensor Face / Tampering / Audio / Motion detection alarm function Intelligent Video Surveillance / 2-way audio supported / IP67 waterproof DC12V or PoE / High efficiency IR LED, radiant distance up to 25m / IK10 vandal proof 	IVS, 2MP O/D DOME, VARIFOCA LENS, INFRARED
	IPD2220ES4.3-IVS	<i>Day Microdome HD IP Camera with IVS features built-in</i> <ul style="list-style-type: none"> Full HD 2 megapixel CMOS image sensor Face / Tampering / Motion detection alarm function Intelligent Video Surveillance DC12V or PoE 	IVS, 2MP INDOOR MINI DOME, DAY CAMERA
	IPG1022ES-IVS	<i>Day & Night Full Bodied 1080P IP Camera with IVS features built-in</i> <ul style="list-style-type: none"> Full HD 2 megapixel CMOS image sensor - Lens Not included Face / Tampering / Audio / Motion detection alarm function IR-cut filter for day/night operations DC12V or PoE 	IVS, 2MP INDOOR BOX CAMERA, NO LENS INCL.
	IPR722ES4.3-IVS	<i>Outdoor Day and Night 30M IR Range HD IP Camera with IVS features built-in</i> <ul style="list-style-type: none"> Full HD 2 megapixel CMOS image sensor / IP66 rain and dust resistant Face / Tampering / Motion detection alarm function 30-metre IR infrared night vision DC12V or PoE 	IVS, 2MP OUTDOOR TUBE CAMERA, 4 MM LENS, INFRARED
	IPR7424ESX3.6-IVS	<i>Day / Night HD Varifocal IR IP Camera with IVS features built-in</i> <ul style="list-style-type: none"> Full HD 2 megapixel CMOS image sensor / IP66 rain and dust resistant Face / Tampering / Audio / Motion detection alarm 45-metre IR infrared night vision AC24V or PoE+ 	IVS, 2MP OUTDOOR TUBE CAMERA, VARIFOCA LENS, INFRARED



PRODUCT IMAGE	PART NUMBER	DESCRIPTION	USE
Accessories			
PoE switches			
	PMH-POE08260WAT	PoE Switch. 8 x PoE+, 2 x Gigabit UTP/SFP ports. 260W. Max 30W per port. Rack-mount	PoE Switch. 8 x PoE+, 2 x Gigabit
	PMH-POE16260WAT	PoE Switch. 16 x PoE or 8 x PoE+, 2 x Gigabit UTP/SFP ports. 260W. Max 30W per port. Rack-mount	PoE Switch. 16 x PoE or 8 x PoE+, 2 x Gigabit
	PMH-POE24390WAT	PoE Switch. 24 x PoE or 12 x PoE+, 2 x Gigabit UTP/SFP ports. 390W. Max 30W per port. Rack-mount	PoE Switch. 24 x PoE or 12 x PoE+, 2 x Gigabit
	TPLink 4+4 PoE	8-port Gigabit Desktop Switch with 4-Port PoE	4 x PoE + 4 x Gigabit
Camera brackets			
	PIH-76WM	Wall mount bracket for PTZ and dome cameras	Dome wall bracket
	PIH-510CPM	Corner and/or Pole mount bracket for PTZs	PTZ cnr/wall bracket
	PIH-520LB	Wall mount bracket for PTZs	PTZ wall mtd bracket
	PIH-520HB	Pedant mount bracket for PTZs	PTZ pendant mtd bracket
	PIH-CPM	Corner and/or Pole mount bracket for PTZ and bullet form cameras	Cnr/wall bracket for tube cameras
	PIH-520G	Swan neck bracket for PTZs	Swan neck bracket for PTZs
	PIH-520LB	Wall mount bracket for PTZs	PTZ wall mtd bracket
	PIH-520	Wall mount bracket for box (full bodied) cameras	Wall mount bracket for box cameras
	PIH-500L	Wall mount for box (full bodied) cameras	Wall mount bracket for box cameras
	BTS05W	Pedant mount bracket for PTZs	Pedant mount bracket for PTZs
Monitors			
	LG 23"	<i>LG 23" TN Panel Monitor</i> <ul style="list-style-type: none"> • 23" IPS Panel • Full HD (1920 x 1080) • 4-screen split • Reader mode 	23 " Monitor
	Acer 23"	<i>Acer T232HL 23" IPS Touchscreen Monitor</i> <ul style="list-style-type: none"> • In plane switching • Full HD (1920 x 1080) • HDMI DVI USB 3.0 VGA • IPS 178° (H) / 178° (V) 	23: Touch Screen Monitor







PRODUCT IMAGE	PART NUMBER	DESCRIPTION	USE
Keyboard			
	PIH-932T	Keyboard for all Speed Dome cameras with 2 Axis joystick (Pan/Tilt)	For PTZ control
	PIH-931D	Keyboard for all Speed Dome cameras with 3 Axis joystick (Pan/Tilt/Zoom)	For PTZ control
Power supplies			
	Splitters4	4-way splitter for power pack	Camera PSU's
	PS-12-5	5amp 12VDC switchmode power supply	Camera PSU's
	PS-12-5-Lead4	5amp 12VDC switchmode power supply with 4 output leads	Camera PSU's
	PS-24VAC	6amp 24VAC plugpack with single fuse	Camera PSU's
	PS-12VDC 10AMP18OUT	10amp, 18 output at 0.5 amp out, 12VDC individually fused power supply in a wall mounted case	Camera PSU's
	PS-12VDC 25AMP18OUT	25amp, 18 output 1-10 @ 2amp, 11-18 @ 0.5amp, 12VDC individually fused power supply in a wall mounted case	Camera PSU's
	PS-24VAC 10AMP18OUT	Independently fused 10amp 18 output 24VAC power supply rack mountable	Camera PSU's
	PSSWB-DC12-4A	4amp wall mount 13.5 DC power supply (12V-7AH battery are installed) with mains fail contact and adjustable voltage down to 10VDC	Camera PSU's
	PSSWB-DC12-8A	8amp wall mount 13.5V DC power suppl (12V-7AH batter are installed) with mains fail contact and adjustable down to 10VDC	Camera PSU's
	PSSWB-DC12-12A	12amp wall mount 13.5V DC power supply (12V-7AH battery are installed) with mains fail contact and adjustable down to 10VDC	Camera PSU's
Lens			
	PLH-550MA	High image quality 5~50mm Auto Iris IR lens supporting 1.3 megapixel cameras	Box camera lens
	PLH-550MM	High image quality 5~50mm Auto Iris IR lens supporting 1.3 megapixel cameras	Box camera lens
	PLH-4M	4mm Fixed Iris IR lens supporting 1.3 megapixel cameras	Box camera lens
	PLH-6M	6mm Fixed Iris IR lens supporting 1.3 megapixel cameras	Box camera lens
	PLH-8M	8mm Fixed Iris IR lens supporting 1.3 megapixel cameras	Box camera lens
	PLH-12M	12mm Fixed Iris IR lens supporting 1.3 megapixel cameras	Box camera lens
	PLH-16M	16mm Fixed Iris IR lens supporting 1.3 megapixel cameras	Box camera lens
	PLH-2812MA	2.8~12mm Auto Iris lens supporting 1.3 megapixel camera	Box camera lens
	PLH-049MA	4~9mm Auto Iris lens supporting 1.3 megapixel cameras	Box camera lens
	PLH-820MA	8~20mm Auto Iris lens supporting 1.3 megapixel cameras	Box camera lens
	PLH-1050MA-3M	High image quality 10~50mm Varifocal Auto Iris lens supporting 3 megapixel cameras (IPR7338X5)	Box camera lens
	PLH-3109MA-3M	High image quality 3.1~mm Varifocal Auto Iris lens supporting 3 megapixel cameras (ZG1232EX3)	Box camera lens
	PLH-2808MA-3M	High image quality 2.8~8mm Varifocal Auto Iris lens supporting 3 megapixel cameras (IPG1032ESX3)	Box camera lens
	PLH-0310MA-3M	High image quality 3~10.5mm Varifocal Auto Iris lens supporting 3 megapixel cameras (IPG1022ESX3/UFG1122EX3)	Box camera lens
	PLH-0550MA-3M	High image quality 5~50mm Varifocal Auto Iris lens supporting 3 megapixel cameras (IPG1022ESX3/UFG1122EX3)	Box camera lens
	PLH-550MA-3M	High image quality 5~50mm Varifocal Auto Iris lens supporting 3 megapixel cameras (IPG1022ESX3/UFG1122EX3)	Box camera lens
	PLH-4109MA-6M	High image quality 4.1~9mm Varifocal Auto Iris lens supporting 6 megapixel cameras (UHG1182E/IPG1052E/IPG1032)	Box camera lens

















CCTV



PRODUCT IMAGE	PART NUMBER	DESCRIPTION	USE
	104-622	Ness 8X4 NVIEW2 CCTV Kit	CCTV
	104-623	Ness NVIEW2 Additional camera	CCTV
	104-034	Ness NVIEW2 18m pre-terminated additional cable	CCTV
	POW310	12VDC 1.5A Switchmode plug pack	CCTV



PRODUCT IMAGE	PART NUMBER	DESCRIPTION	USE
	VMC3030	ARLO Add-on HD Security Camera	Arlo takes the wondering and worrying out of life with the world's ONLY 100% wire-free indoor/outdoor home monitoring system. Security so simple—just place Arlo's weatherproof cameras wherever you need them without needing to find a power outlet. They are battery powered that last up to 6 months. Then use the free Arlo app anytime, anywhere to see crystal-clear live and recorded HD video. Arlo's motion sensors automatically send alerts to your phone when movement is detected, and records to your free private cloud storage to review anytime. Arlo is always ready to go when you are—add extra cameras to your system with the touch of a button. Includes 1 x 100% Wire-free HD Camera with Night Vision, 1 x Magnetic camera mount, 1 x Mounting screw, 4 x Lithium CR 123 Photo Batteries, 1 x Quick start guide.
	VMC3040	ARLO Q 1080p HD Security Camera w/ Audio	The Arlo Q HD security camera has everything you need to start monitoring your home in just a few simple minutes. See and hear everything in extraordinary 1080p HD detail. Listen in and talk to anyone who's there. Use night vision, motion alerts, and FREE cloud video recording to make sure you never miss a moment. Upgrade your service plan and connect additional cameras any time for ultimate peace of mind.
	VMC3040S	ARLO Q Plus 1080p Camera w/Audio, Ethernet	Arlo Q Plus provides 1080p HD video security, two-way audio, and night vision, plus added flexibility for connecting your camera. Connect with WiFi, Ethernet or choose PoE for Internet and power with just a single cable. Additionally, the SD slot enables local recording in case of Internet interruptions.
	VMC4030	ARLO PRO Add-on HD Security Camera	Arlo Pro is a 100% wire-free indoor/outdoor security camera with rechargeable batteries and audio and can be added to any Arlo base station system. Arlo Pro includes rechargeable batteries, motion and sound-activated alerts, 2-way audio, a 100+ decibel siren, and 7 days of free cloud HD video recordings. Arlo covers every angle to help keep you safe and protected.
	VMS3130	ARLO 1 HD Camera Security System	Arlo takes the wondering and worrying out of life with the world's ONLY 100% wire-free indoor/outdoor home monitoring system. Security so simple—just place Arlo's weatherproof cameras wherever you need them without needing to find a power outlet. They are battery powered that last up to 6 months. Then use the free Arlo app anytime, anywhere to see crystal-clear live and recorded HD video. Arlo's motion sensors automatically send alerts to your phone when movement is detected, and records to your free private cloud storage to review anytime. Includes 1 x 100% Wire-free HD Camera with Night Vision, 1 x Smart Home Base Station with power adapter, 1 x Ethernet cable, 2 x Magnetic camera mounts, 2 x Mounting screws, 4 x Lithium CR 123 Photo Batteries, 1 x Quick start guide, 1 x Window decal.
	VMS3230	ARLO 2 HD Camera Security System	Arlo takes the wondering and worrying out of life with the world's ONLY 100% wire-free indoor/outdoor home monitoring system. Security so simple—just place Arlo's weatherproof cameras wherever you need them without needing to find a power outlet. They are battery powered that last up to 6 months. Then use the free Arlo app anytime, anywhere to see crystal-clear live and recorded HD video. Arlo's motion sensors automatically send alerts to your phone when movement is detected, and records to your free private cloud storage to review anytime. Includes 2 x 100% Wire-free HD Cameras with Night Vision, 1 x Smart Home Base Station with power adapter, 1 x Ethernet cable, 4 x Magnetic camera mounts, 4 x Mounting screws, 8 x Lithium CR 123 Photo Batteries, 1 x Quick start guide, 1 x Window decal.
	VMS3330	ARLO 3 HD Camera Security System	Arlo takes the wondering and worrying out of life with the world's ONLY 100% wire-free indoor/outdoor home monitoring system. Security so simple—just place Arlo's weatherproof cameras wherever you need them without needing to find a power outlet. They are battery powered that last up to 6 months. Then use the free Arlo app anytime, anywhere to see crystal-clear live and recorded HD video. Arlo's motion sensors automatically send alerts to your phone when movement is detected, and records to your free private cloud storage to review anytime. Includes 3 x 100% Wire-free HD Cameras with Night Vision, 1 x Smart Home Base Station with power adapter, 1 x Ethernet cable, 4 x Magnetic camera mounts, 4 x Mounting screws, 12 x Lithium CR 123 Photo Batteries, 1 x Quick start guide, 1 x Window decal.
	VMS3430	ARLO 4 HD Camera Security System	Arlo takes the wondering and worrying out of life with the world's ONLY 100% wire-free indoor/outdoor home monitoring system. Security so simple—just place Arlo's weatherproof cameras wherever you need them without needing to find a power outlet. They are battery powered that last up to 6 months. Then use the free Arlo app anytime, anywhere to see crystal-clear live and recorded HD video. Arlo's motion sensors automatically send alerts to your phone when movement is detected, and records to your free private cloud storage to review anytime. Includes 4 x 100% Wire-free HD Cameras with Night Vision, 1 x Smart Home Base Station with power adapter, 1 x Ethernet cable, 4 x Magnetic camera mounts, 4 x Mounting screws, 16 x Lithium CR 123 Photo Batteries, 1 x Quick start guide, 1 x Window decal.
	VMS4130	ARLO PRO 1 HD Camera Camera System	Arlo Pro is a 100% wire-free indoor/outdoor security camera with rechargeable batteries and audio and can be added to any Arlo base station system. Arlo Pro includes rechargeable batteries, motion and sound-activated alerts, 2-way audio, a 100+ decibel siren, and 7 days of free cloud HD video recordings. Arlo covers every angle to help keep you safe and protected.
	VMS4230	ARLO PRO 2 HD Camera Camera System	
	VMS4330	ARLO PRO 3 HD Camera Camera System	
	VMS4430	ARLO PRO 4 HD Camera Camera System	
	WAC104	AC1200 Dual Band Access Point	Simple setup in minutes with intuitive Graphical User Interface (GUI). Comprehensive monitoring with web-based access. Dual band concurrent operation between 2.4GHz and 5GHz frequency ranges. Maximize coverage for optimal deployment for SOHO. Supports wireless security features (WPA, WPA2). MAC based Access Control List to protect against intruders. Support latest 802.11ac wireless clients to achieve maximum speed. Backward compatible to allow legacy devices to connect at their fastest speed.
	WAC510	AC1200 Dual Band Wave2 Access Point	Delivers high performance with high client density for enterprises requiring ubiquitous and reliable wireless for all business applications. Managed by NETGEAR Insight app, for a more intuitive and innovative support, with no need for extra management hardware. Features Multi-User MIMO (MU-MIMO) to achieve aggregate speeds up to 1.2 Gbps, option to configure as NAT or Access Point modes, and comes with two Ethernet ports, including a Power-over-Ethernet (PoE) 1Gb port. AC/DC power adapter available as optional accessory.




CCTV








PRODUCT IMAGE	PART NUMBER	DESCRIPTION	USE
	HEN04101EBX2TB	<p>4 Channel HD IP CCTV Kits</p> <p>Fully featured NVR Kits with high quality video recording</p> <p>Fully POE, enabling easy installation and quick setup.</p> <p>2TB Hard Disk Drive - fully installed</p> <p>4 x 2.2MP Dome Cameras - up to 15m night vision D&N</p> <p>4 Channel NVR with POE built in. 1080P Each Port</p>	<p>Designed for medium scale installations at an affordable price. Ideal for retail, residential, office and commercial areas.</p>
	HEN04101BBX2TB	<p>4 Channel HD IP CCTV Kits</p> <p>Fully featured NVR Kits with high quality video recording</p> <p>Fully POE, enabling easy installation and quick setup.</p> <p>2TB Hard Disk Drive - fully installed</p> <p>4 x 2.2MP Bullet Cameras - up to 15m night vision D&N</p> <p>4 Channel NVR with POE built in. 1080P Each Port</p>	<p>Designed for medium scale installations at an affordable price. Ideal for retail, residential, office and commercial areas.</p>
	HEN08X4B4D3R	<p>8 Channel HD IP CCTV Kits</p> <p>Fully featured NVR Kits with high quality video recording</p> <p>Fully POE, enabling easy installation and quick setup.</p> <p>3TB Hard Disk Drive - fully installed</p> <p>4 x 2.2MP Dome and 4 x 2.2MP Bullet Cameras</p> <p>8 Channel NVR with POE built in. 1080P Each Port</p>	<p>Designed for medium scale installations at an affordable price. Ideal for retail, residential, office and commercial areas.</p>
	AN4KIT1TB-D	<p>Hi-Resolution Analogue CCTV Kits</p> <p>A DIY Kit that makes surveillance easier than ever</p> <p>Comprehensive and adaptable.</p> <p>1TB Hard Disk Drive</p> <p>4 x 750TVL IR Dome cameras with TDN</p> <p>4 Channel WD1/960H DVR</p>	<p>Designed for small-medium surveillance applications at very budget-friendly prices. Supports Smart Phones, Tablets and Remote Viewing. Ideal for stores, warehouses, homes, offices, etc.</p>
	AN4KIT1TB-B	<p>Hi-Resolution Analogue CCTV Kits</p> <p>A DIY Kit that makes surveillance easier than ever</p> <p>Comprehensive and adaptable.</p> <p>1TB Hard Disk Drive</p> <p>4 x 750TVL IR Dome cameras with TDN</p> <p>4 Channel WD1/960H DVR</p>	<p>Designed for small-medium surveillance applications at very budget-friendly prices. Supports Smart Phones, Tablets and Remote Viewing. Ideal for stores, warehouses, homes, offices, etc.</p>









Data & Communications








AFL (AFL).....	38
Clipsal (CLI)	40
Commscope/Krone (KRO)	44
Grove (GCS)	48
MSS Fibre (MMS)	54
Netgear (BMS)	56
Omega (OME).....	59
Ubiquiti (JVT UBI)	61












PRODUCT IMAGE	PART NUMBER	DESCRIPTION	FEATURES & BENEFITS
	FRE-1RU-MOD-F	1RU 2 Panel Modular Fixed Enclosure	Choice of front panels
			Internal fibre clips for managing incoming cables and terminated fibres
			Flat rear bracket with cut-outs suitable for securing both unterminated and pre-terminated tight buffer and loose tube cable
			Silkscreen panel locators for ease of fibre identification
			Flat rear bracket with four rodent proof knockout holes suitable for securing both unterminated and preterminated tight buffered and loose tube cable
	FRE-1RU-MOD-S	RU 2 Panel Modular sliding enclosure	Modular apertures to suit AFL flat or angled panels for various connector types modes and densities
			Internal fibre clips for managing incoming cables and terminated fibres
			Standard 'M' shaped, angled brackets on the rear of the enclosure allow for efficient management of the cable entering the enclosure
			Double extendable ball bearing slide rails allow for smooth sliding tray mechanism and to provide maximum internal access
			Silkscreen panel locators for ease of fibre identification
			A range of alternate faceplates available for higher density applications
			Fusion splicing of loose tube or tight buffer cables
			Direct termination of tight buffer cables
			Pre-terminated riser cables
			Low volume through to high-density applications
	FRE-BLANK	Blank Panel	
	FRE-SC06H-FL1/6	SC or LC Duplex 6 Port Flat Panel	These panels suit all rack and wall mounted enclosures
	FRE-SC06H-AL1/6	SC or LC Duplex 6 Port Panel Angled Left	They are available in flat and angled configurations to suit most adapter styles



PRODUCT IMAGE	PART NUMBER	DESCRIPTION	FEATURES & BENEFITS
	FRE-SC06H-AR1/6	SC or LC Duplex 6 Port Panel Angled Right	These panels can be ordered unloaded, loaded or as part of an enclosure kit
	FRE-SC12D-FL1/12	SC or LC Duplex 12 Port Flat Panel	
	FRE-SC12D-FL13/24	SC or LC Duplex 12 Port Flat Panel	
	FRE-SCD03H-AL1/6	SC Duplex 3 Port Panel Angled Left	
	FRE-SCD03H-AR1/6	SC Duplex 3 Port Panel Angled Right	
	P3LC2M-C12-C900	LC Coloured 900um 2M 12 Pack	Fibre optic pigtails are utilised in terminating optical fibres either by fusion or mechanical splicing
			They are available in various fibre counts and construction styles
			Pigtails are manufactured with either multimode or singlemode fibre and terminated with a range of connectors
	SPLCASS-LSH-HD-12/24K		Splice cassettes, often called organisers or splice trays, are designed to house and protect your splice protectors and manage the incoming and outgoing fibres
			They are generally used in all wall and rackmounted fibre enclosures
			Splice cassettes come in 2 different sizes and can be stacked or hinged for easy access. These cassettes are directly mounted to the base of an enclosure and do not require any mounting brackets
	SPLCASS-SSH-HD-6/12K	Splice Cassette Kit with HD Combs for 6/12 Splices	Splice protectors are for completing the jointing process when you are fusion splicing fibre. Protectors are designed to prevent moisture, dirt and other contaminants from affecting the bare fibre on either side of the fusion splice point.
			They also provide extra strength and protection for the joint

PRODUCT IMAGE	PART NUMBER	DESCRIPTION
UTP/FTP DATA CABLES		
	2D4P5IPV3B-BU	CBL LAN CAT 5E -305M - 45 BOXES /PALLET
	2D4P6IPV3B-BU	CBL LAN CAT 6 - 305M- 36 BOXES/PALLET
	2D4P6IPV3B-COLOUR	CBL LAN CAT 6 - 305M- 36 BOXES/PALLET GREY(GY), YELLOW(YL)
	2D4P6ILS3B-BU	CBL LAN CAT 6 UTP LSZH - 305M
	2D4P6AIPV3R-BU	CBL LAN CAT 6A UTP - 305M- 27 REELS/PALLET
	2D4P6ALS3R-BU	CBL LAN CAT 6A F/UTP - 305M- 15 REELS/PALLET
	ACTTG4P7FFLS3RWE	CBL LAN CAT 7 F/FTP - 305M- 15 REELS/PALLET (Price per reel)
WALL CABINETS		
	3106W06C604-GY	Wall Cabinet 19inch 6RU 600W x 400D, Grey
	3106W06C605-GY	Wall Cabinet 19inch 6RU 600W x 500D,Grey
	3106W12C605-GY	Wall Cabinet 19inch 12RU 600W x 500D,Grey
	3106W18C605-GY	Wall Cabinet 19inch 18RU 600W x 500D,Grey
	3106WS06C605-GY	Wall Cabinet 19inch 6RU 600W x 500D with swing frame,Grey
	3106WS12C605-GY	Wall Cabinet 19inch 12RU 600W x 500D with swing frame,Grey
	3106WS18C605-GY	Wall Cabinet 19inch 18RU 600W x 500D with swing frame,Grey



PRODUCT IMAGE	PART NUMBER	DESCRIPTION
FREESTANDING CABINETS		
	3106N18C606-BK	Network Cabinet 18RU Complete 600W x 600D Black
	3106N27C606-BK	Network Cabinet 27RU Complete 600W x 600D Black
	3106N39C606-BK	Network Cabinet 39RU Complete 600W x 600D Black
	3106N39C608-BK	Network Cabinet 39RU Complete 600W x 800D Black
	3106N45C606-BK	Network Cabinet 45RU Complete 600W x 600D Black
	3106N45C608-BK	Network Cabinet 45RU Complete 600W x 800D Black
	3106N45C610-BK	Network Cabinet 45RU Complete 600W x 1000D Black
	3106N45C808-BK	Network Cabinet 45RU Complete 800W x 800D Black
	3106N45C810-BK	Network Cabinet 45RU Complete 800W x 1000D Black
	3106GSF1U40-BK	Shelf Fixed 19inch 1RU 400mm Deep - 50KG max
	3106GSF1U47-BK	Shelf Fixed 19inch, 1RU 475mm Deep - 50KG max
	3106GSF1U57-BK	Shelf Fixed 19inch 1RU 575mm Deep - 50KG max
	3106GSF1U72-BK	Shelf Fixed 19inch 1RU 725mm Deep - 50KG max
	3106GSF1U47H-BK	Shelf Fixed 19inch 1RU 400mm Deep - 100KG Heavy Duty
	3106GSF1U57H-BK	Shelf Fixed 19inch 1RU 575mm Deep - 100KG Heavy Duty
	3106GSF1U72H-BK	Shelf Fixed 19inch 1RU 725mm Deep - 100KG Heavy Duty
	3106GSS1U14S-BK	Shelf sliding 19inch 1RU 14 inch slides - 35KG max
	3106GSS2U80H-BK	Shelf sliding 19inch 2RU 800mm Deep - 100KG Heavy Duty
	3106GSC1U25-BK	Shelf cantilever 19inch 1RU 255mm Deep - 20KG max (Suits wall cabinets)
	3106GSC2U40-BK	Shelf cantilever 19inch 2RU 400mm Deep - 20KG max (Suits wall cabinets)
PATCH PANELS		
	RJ5/24PP	24 PORTS CAT5E PATCH PANEL
	RJ6/24PP	24 PORTS CAT6 PATCH PANEL
	RJ6/24PPSH	24 PORTS CAT6 SHUTTERED PATCH PANEL
	RJ3/50PP	50 PORT CAT3 VOICE PATCH PANEL
	RJ6AU/24PP	24 PORTS CAT6A UTP
	RJ6AF/24PP	24 PORTS CAT6A FTP PATCH PANEL
	RJ24USPPAN	24 PORTS FTP ANGLED PATCH PANEL UNLOADED













PRODUCT IMAGE	PART NUMBER	DESCRIPTION
JACKS (CONNECTORS)		
	30RJ66SMT-WE	6 WAY 6 CONTACT TELEPHONE (RJ12) MECH
	30RJ64SMT-WE	6 WAY 4 CONTACT TELEPHONE (RJ12) MECH
	30RJ45SMA5-WE	RJ45 CAT5E DATA JACK
	RJ45SMA5-WE	KEYSTONE CAT 5E JACK
	30RJ45SMA5SH-WE	RJ45 CAT5E DATA JACK/ SHUTTERED
	30RJ45SMA6-WE	RJ45 CAT6 DATA JACK
	RJ45SMA6-WE	KEYSTONE CAT 6 JACK
	30RJ45SMA6SH-WE	RJ45 CAT6 DATA JACK/SHUTTERED
	30RJ45SMA6A-WE	RJ45 CAT6A UTP DATA JACK
	RJ45SMA6A-WE	KEYSTONE CAT 6A JACK
	30RJ45SM6AF	RJ45 CAT6A FTP DATA JACK
	RJ45SM6AF	KEYSTONE CAT 6A JACK SHIELDED



PRODUCT IMAGE	PART NUMBER	DESCRIPTION
	GG45SM7ASSD	Connector CAT7A GG45 shielded solid - keystone, incl 30 mech bezzel
	TLQTB	QUICK TERMINATION TOOL with RJ45 CUT MODULE (Cat5e shattered, Cat6, Cat6aUTP)
	TLQTBCM	RJ45 CUT MODULEfor TLQB
PATCH LEADS - CAT 5e		
	RJ5/05PL-BU	PATCH LEAD CAT 5 0.5M
	RJ5/10PL-BU	PATCH LEAD CAT 5 1.0M
	RJ5/15PL-BU	PATCH LEAD CAT 5 1.5M
	RJ5/20PL-BU	PATCH LEAD CAT 5 2.0M
	RJ5/30PL-BU	PATCH LEAD CAT 5 3.0M
	RJ5/50PL-BU	PATCH LEAD CAT 5 5.0M
	RJ5/100PL-BU	PATCH LEAD CAT 5 10.0M
PATCH LEADS - CAT 6		
	RJ6/05PL-BU	PATCH LEAD CAT 6 0.5M
	RJ6/10PL-BU	PATCH LEAD CAT 6 1.0M
	RJ6/15PL-BU	PATCH LEAD CAT 6 1.5M
	RJ6/20PL-BU	PATCH LEAD CAT 6 2.0M
	RJ6/30PL-BU	PATCH LEAD CAT 6 3.0M
	RJ6/50PL-BU	PATCH LEAD CAT 6 5.0M
PATCH LEADS - CAT 6A		
	RJ6AF8A10LPL-BU	Cat 6A RJ45 Patch Cord, 568A 1m Blue.
	RJ6AF8A20LPL-BU	Cat 6A RJ45 Patch Cord, 568A 2m Blue.
	RJ6AF8A30LPL-BU	Cat 6A RJ45 Patch Cord, 568A 3m Blue.
	RJ6AF8A50LPL-BU	Cat 6A RJ45 Patch Cord, 568A 5m Blue.
CABLE MANAGEMENT		
	RJ1UCMPC	1RU CABLE MAN HORIZ DEEP WITH COVER
	RJ1UCMPSC	1RU CABLE MAN HORIZ SHALLOW WITH COVER
	RJ1HUDSR	1RU CABLE RING, DEEP

PRODUCT IMAGE	PART NUMBER	USE	DESCRIPTION
CATEGORY 6A			
	TE640R-GYM2	Cable	GYM2=Grey, BLM2=Blue
	6467 4 272-00/10	Jacks	00=White 10=Black
	TPNP-24NC10-BK-A	Patch Panels	Flat Panel 24pt
	TPNP-24APC10-BK-A		Angle Panel 24pt
	PP24AC6AT-A		Angle Swivel Panel 24pt
	TPNP-NNC10-WM-BKT	Rear Minder bracket	Needed for TPNP Panels
	6450 1 050-30	Cable Minders -Black	Single Pack
	6450 5 050-30		5 Minder Pack
	6645-2-820-04	Patch Leads -Blue	1.2 Metre
	6645-2-820-07		2.1 Metre
	6645-2-820-10		3.0 Metre
	6450 1 105-21	Consolidation Point	24 x 4pr Cables
CATEGORY 6			
	6499 1 030-01A/03A	Cable	01=Grey 03=Blue
	6467 4 202-00/10	Jacks	00=White 10=Black
	6450 1 184-24	Patch Panels	24 Port Patch Panel
	PP24AC6T-A		Angle Swivel Panel 24pt
	6451 5 939-10	Patch Leads -Blue	1 Metre
	6451 5 939-20		2 Metre
	6451 5 939-30		3 Metre
	6450 1 105-11	Consolidation Point	30 x 4pr cables



PRODUCT IMAGE	PART NUMBER	USE	DESCRIPTION
CATEGORY 5			
	6499 1 028-01/02	Cable	01=Grey 02= Blue
	6467 4 072-00/10	Jacks	00=White 10=Black
	6467 6 072-00		Bulk Pack Qty 50
	6467 7 072-00		Bulk Pack Qty 100
	6450 1 048-00	Patch Panels	24 Port Patch Panel
	6450 4 048-00		Bulk Pack Qty 5 -24 Pt
	6451 5 039-10	Patch Leads- Blue	1 Metre
	6451 5 039-20		2 Metre
	6451 5 039-30		3 Metre
	6417 2 055-01	Krone tool	Connection Tool with Sensor
	6467 1 140-00	Multimate	Quick Termination Tool
	1859218-X	Cable F/UTP LSZH	X= -2 White, -6 Blue
	1711716-1	Jacks	Box of 24 (to suit P/Panel & F/ Plates)
	6467 1 116-07	Bezel	Adaptor for Clipsal /HPM plates (10PK)
	2153437-1	Patch Panels	24Pt Unloaded Flat
	279849-1		24Pt Unloaded Angled
	1711815-1	Patch Leads	1 Metre LSZH White
	1711815-2		2 Metre LSZH White
	1711815-3		3 Metre LSZH White
	1725150-1	AMP twist	Quick Termination Tool
FIBRE CABLE INDOOR			
	6462 4 472-xxAQ	Multimode indoor Riser OM3 LSZH	Where xx = 06, 12 or 24 cores – AQUA
	6462 4 479-xxAQ	Multimode indoor Riser OM4 LSZH	Where xx = 06, 12 or 24 cores – AQUA
	6462 4 445-xxYL	Singlemode Indoor Riser OS2 LSZH	Where xx = 06, 12 or 24 cores - YELLOW

PRODUCT IMAGE	PART NUMBER	USE	DESCRIPTION
FIBRE CABLE OUTDOOR			
	6462 4 473-xx	Multimode Loosetube OM3	Where xx = 06 ,12 or 24 cores – DARK BLUE
	6462 4 474-xx	Multimode Loosetube OM4	Where xx = 06, 12 or 24 cores – DARK BLUE
	6462 4 447-xx	Singlemode Loosetube OS2	Where xx = 06, 12 or 24 cores – DARK BLUE
FIBRE TRAYS			
	6877 1 003-00	LKH Fixed Fibre Tray - unloaded	Dark Grey
	6877 1 001-00	LKH Sliding Fibre Tray -unloaded	Dark Grey
	6877 1 007-00	FibreMate Fibre Tray	12pt SC SPX/ 12pt LC DPX (24F) – Plates, Splice trays and accessories Included
	6877 2 011-00	LKH Adapter Plates	12pt SC Simplex – 12pt LC
	6877 2 011-02		12pt SC Duplex
	6877 2 011-03		24pt SC Simplex – 24pt LC Duplex (48F)
	6877 2 011-05		24pt SC Duplex
	6877 2 011-11		Blank Adapter Plates
COUPLER / CONNECTORS			
	6877 2 111-03	Multimode SC Simplex Coupler	Aqua (Pk of 12)
	6643 1 021-09	Multimode SC Duplex Coupler	Aqua (PK of 10)
	6877 2 110-03	Multimode LC Duplex Coupler	Aqua (PK of 12)
	6877 2 111-02	Singlemode SC Simplex Coupler	Blue (PK of 12)
	6877 2 110-02	Singlemode LC Duplex Coupler	Blue (PK of 12)
	6643 1 021-05	Singlemode SC Duplex Coupler	Blue (PK of 10)
	1966215-4	Multimode SC Pigtail OM3 1.5mtr	Pack of 12
	8-2104168-2	Multimode SC Pigtail OM4 1.5mtr	Pack of 12
	1966216-4	Multimode LC Pigtail OM3 1.5mtr	Pack of 12
	8-2104167-2	Multimode LC Pigtail OM4 1.5mtr	Pack of 12
	1966215-6	Singlemode SC Pigtail OS2	Pack of 12
	1966216-6	Singlemode LC Pigtail OS2	Pack of 12
	1150017-2	Splice Tray	Holds 24 Fusion Splices
	103897-000	Splice protectors	Pack of 100
Patch Leads			
	X-1966388-X	SC-SC DUPLEX OM3	AQUA
	X-1966386-X	LC-LC DUPLEX OM3	AQUA
	X-1966387-X	SC-LC DUPLEX OM3	AQUA
	X-2104166-X	SC-SC DUPLEX OM4	AQUA
	X-2104165-X	LC-LC DUPLEX OM4	AQUA
	X-2160048-X	SC-LC DUPLEX OM4	AQUA
	X-1966322-X	SC-SC DUPLEX S/M	YELLOW
	X-1966319-X	LC-LC DUPLEX S/M	YELLOW
	X-1966320-X	SC-LC DUPLEX S/M	YELLOW
X denotes Lengths. -1= 1mtr. -2= 2mtr. -3= 3mtr. -5= 5mtr. 1-xxxxxxx-0= 10mtr			

X denotes Lengths -1= 1mtr, -2= 2mtr, -3= 3mtr, -5= 5mtr, 1-xxxxxxx-0= 10mtr












PRODUCT IMAGE	PART NUMBER	USE	DESCRIPTION
	6468 5 043-10	Series 2 Module Box of 10	Modules
	6468 5 043-80	Series 2 Module Box of 80	
	6468 5 061-00	Highband 10 C5 Module	
	6468 5 060-00	Highband 8 C5 Module	
	6468 5 060-06	Ultim8 C6 Module	
	6468 5 070-00	8pr Module C6a	
	6468 2 048-10	Earth 10pr Module – Green/Yellow	
	6468 2 047-10	Earth 10pr Module –Red	
	6455 2 034-00	11 way Backmount Frame	Frames
	6455 2 034-01	27 way Backmount Frame	
	6460 1 042-00	11 way Profil Frame	
	6460 1 042-01	27 way Profile Frame	
	6455 2 024-01	Jumperable frame Cover 11 way Plastic	
	6455 2 022-10	Jumperable frame Cover 27 way Metal	
	6455 2 034-10	11 way Profil Frame and Cover	
	6455 2 034-20	27 way Profil Frame and Cover	
	6460 1 001-00	500pr Wall Mount Backmount Frame	
	6460 1 028-00	Jumper Ring Bar 500pr	
	6460 1 001-01	600pr Wall Mount Backmount Frame	
	6460 1 028-01	Jumper Ring Bar 600pr	
	6460 1 039-50	500pr Wall Mount Profil Frame	
	6460 1 039-51	600pr Wall Mount Profil Frame	
	6467 1 105-00	Highway Media Outlet Bag of 10	Outlets
	6467 4 105-10	Highway Media Outlet Bag of 100	
	6467 1 107-00	Highway Media Mode 3 Switching Outlet Bag of 10	
	6455 1 016-03	FDP 10PR With Earth	Final Distribution Point
	6455 1 016-00	FDP 20PR With Earth	
	6455 1 016-01	FDP 20PR Without Earth	
	6455 1 037-00	FDP 30PR Without Earth	
	6455 1 030-00	Distribution Box 30pr	
	6455 1 042-00	Main Distribution Frame (MDF) 10 pair	
	6462 3 010-03	1000pr Record Book	
	6462 3 044-00	Record Book Holder	
	7022 4 001-25	25 port RJ45 Voice Grade Patch Panel	Voice Panel
	7022 4 001-50	50 port RJ45 Voice Grade Patch Panel	







10

Network Cabling Solution

Network Cabling Solution







Product Image	Part Numbers	Description	Use
	CS-GNUC80-6CA/12	Panel Jack K/Stone Cat6 Blue (Bag of 12) Elite	The benefit of the Grove range is that you can stock the patch panel housings and load the quantity of jacks required as you go, no need to overprice the job with 24ports when only 12 are required.
	CS-GNUC80-6CC/10	Jacks Cat6 White (Bag of 10)	The RJ45 Cat6 Socket suits most common faceplates in the market and with the design of using the most common punch down tools means you do not have to tool up to use Grove Communications solution
	CS-GN0003	Panel Jack Keystone Cat6A Shielded	The Shielded Cat6A RJ45 Socket, will suit the patch panel housing & using an adaptor for faceplate mounting- Shielded to negate Electrical noise it will ensure that 10Gig is a reality in your installed network
	CS-GN0004	Faceplate Jack Cat6A Shielded with Shutter	Tool less Shielded Cat6A Socket for 10Gig applications without the need for a faceplate adaptor, comes complete with shutter
	AS-GN0002 AS-GN0003	4 Pair Grey UTP Cat6 Cable Box 305Mtr 4 Pair Grey FTP Cat6 Cable Box 305Mtr	Cat6 UTP Cable from Grove is of a .57mm core diameter most other solutions are 0.554mm, being a larger core is a design enhancement to promote higher head room due to the skin effect at higher frequencies.
	AS-GN0004 AS-GN0006	4 Pair Grey U/UTP Cat6A Cable Box 305Mtr 4 Pair Grey U/FTP Cat6A Cable Box 305Mtr	Having pairs in a foil provides better performance properties with Alien Cross talk and is also an effective dissipater of heat if using the cable for Power over Ethernet solution. Best suited for industrial environments
	CA-GN0004 CA-GNBX-W01 CA-GNBX-W02	Surface Mount Box 6 Port Surface Mount Box 1 Port Surface Mount Box 2 Port	Surface mounting might be the best option for skirting, brick or surface and hard to access locations. These Surface mount boxes will take the Grove Keystone RJ45 Outlets Shielded or Un-Shielded
	LS-GNC6BLU-0.5 LS-GNC6BLU-1.0 LS-GNC6BLU-1.5 LS-GNC6BLU-2.0 LS-GNC6BLU-280MM LS-GNC6BLU-3.0 LS-GNC6BLU-5.0	Lead Patch 0.5M Cat6 Blue Lead Patch 1.0M Cat6 Blue Lead Patch 1.5M Cat6 Blue Lead Patch 2.0M Cat6 Blue Lead Patch 280mm Cat6 Blue Lead Patch 3.0M Cat6 Blue Lead Patch 5.0M Cat6 Blue	Every network is only as good as the final link in the chain so it is imperative to use quality patch cords to complete your installation, these come in sizes to suit all applications from 150mm to 30mtr
	LS-GNC6ABLU-0.5 LS-GNC6ABLU-1.0 LS-GNC6ABLU-1.5 LS-GNC6ABLU-2.0 LS-GNC6ABLU-3.0 LS-GNC6ABLU-5.0	Lead Patch 0.5M Cat6A S/FTP Blue Lead Patch 1.0M Cat6A S/FTP Blue Lead Patch 1.5M Cat6A S/FTP Blue Lead Patch 2.0M Cat6A S/FTP Blue Lead Patch 3.0M Cat6A S/FTP Blue Lead Patch 5.0M Cat6A S/FTP Blue	Every network is only as good as the final link in the chain so it is imperative to use quality patch cords to complete your installation, these Cords promote continuity of Grounding right the way through the link

Home Network Cabling Solution - NBN











Product Image	Part Numbers	Description	Use
	ME-GNNBN3-L	Grove Express NBN Enclosure GEN3 Large Comes complete with 1 X 6port p/panel	To use with the deployment of NBN throughout Home, Businesses and certain commercial sites. 36ports Ventilation Compliant to NBN, has the space to mount the buildings Miniature Circuit Breaker (MC) Enclosure
	ME-GNNBN3-S	Grove Express NBN Enclosure GEN3 Small Comes complete with 1 X 6port p/panel	To use with the deployment of NBN throughout Home, Businesses and certain commercial sites. 18 ports Ventilation Compliant to NBN, Surface or flush mount.
	ME-GNNBN3-X	Grove Express NBN Enclosure	Compliant NBN enclosure to suit budget applications.
	ME-GN1001 ME-GN1004	16 Port 10/100MBPS Fast Ethernet Switch Switch 8 Port with 4 Ports POE	To fully use the NBN speed for internet and networking use a POE switch to power up CCTV cameras, Wireless Booster and other IP products
	ME-GNNBN3-6PM	Express NBN Enclosure GEN3 6P/panel complete	If you require more than the 1 X 6 port P/Panel in your home this is the extra unit 6 X RJ45 jacks mounted into a housing ready to clip into your NBN Gen3 Enclosure
	ME-GN1007	Wireless Access Point 300MB POE	Wireless booster to ensure that your signal from NBN can reach every corner of your property, sit on the back deck and work away.



Fibre Optic Cabling








Product Image	Part Numbers	Description	Use
	RO-GN1001 RO-GN1002 RO-GN1003 RO-GN1007 RO-GN1008	Fobot Sliding 24 Port 1RU 19 Inch Fobot Sliding 48 Port 2RU 19 Inch Fobot Sliding 72 Port 3RU 19 Inch Fobot Fixed 24 Port 1RU 19 Inch Fibre Box 12 Port Wall Mount Metal	To house fibre optic terminations either a direct terminate or fusion Splice. Requires through adaptors, Fibre Adaptor panels for either direct or fusion splice. If fusion splicing remember the Splice Tray
 Blue=SMOF OS 1/2 Beige=MMOF OM1 Aqua=MMOF OM3 Angled polish connectors=SMOF green	CO-GN0001 CO-GN0006 CO-GN0008 CO-GN0009 CO-GN0010 CO-GN0011 CO-GN0012	SC Coupler Duplex Flangeless OM1 MMOF SC Coupler Duplex Flangeless OS1 SMOF SC Coupler Duplex Flangeless OM3 MMOF SC Coupler Duplex Flangeless OS1 SMOF LC Coupler Duplex Flangeless OM1 MMOF LC Coupler Duplex Flangeless OM3 MMOF LC Coupler Duplex Flangeless OS1 SMOF	The Through Adaptors need to match the style of Fibre optic Cabling you are installing, typically all connectors are Duplex style. SCA are becoming increasingly more common due to triple play systems and high performance requirements.
	RO-GN1004 RO-GN1005 RO-GN1006	Panel 1 SC Duplex Stainless Steel Panel 2 SC Simplex Stainless Steel - Also used for LC Duplex connectors Panel 3 Blank Stainless Steel	The Fibre Adaptor Panels are central for all Through adaptors irrespective of being Single mode or Multi Mode Fibre.
	RO-TP310424WS CO-SP40MM CO-SP60MM	GROVE Splice Tray 24 Fibres c/w Cover Heat shrink Splice Protector 40mm Heat shrink Splice Protector 60mm	If Fusion Splicing you will require a Splice tray and heat shrink protectors, the heat shrink protectors come in 2 lengths 40 or 60mm and is the technicians preference based on the splice tray.
	LF-GNPLC2M-MM3C12 LF-GNPLC2M-MMC12 LF-GNPLC2M-SMC12 LF-GNPSC2M-MM3C12 LF-GNPSC2M-MMC12 LF-GNPSC2M-SMC12 LF-GNPSCA2M-SMC12	Pigtail LC MM OM3 2M (pack 12) Pigtail LC MM OM1 2M (pack 12) Pigtail LC SM 2M (pack 12) Pigtail SC MM OM3 2M (pack 12) Pigtail SC MM OM1 2M (pack 12) Pigtail SC SM 2M (pack 12) Pigtail SCA SM 2M (pack 12)	Pigtails is a common term used for a pre-terminated connector on a tail of fibre cable that is used for fusion splicing. The light loss using Fusion Splicing is typically less than direct termination and more repeatable. (Available in 6 and 12 packs.)
	RO-GN1009	Fibre Optic Termination enclosure Polycarbonate. EXT screw mount IP55 12 Core Fibre Optic Termination Box	Used for FTTX Distribution either internally or externally. IP Rated to suit the harshest conditions with effective management capabilities for routing into and out of the enclosure.

Fibre Optic Cabling

Product Image	Part Numbers	Description	Use
	CO-GN0002	Fibre Optic Fast Connector SC OM3 MPOF SC/PC .9mm Field Connector Box of 10	Pre-Terminated SC Field connector to suit OM3 Fibre Cable. Also available in OS1 Single Mode on request. Great for quick repair work or temporary installations.
	LF-GNLCLC10S-LSZH LF-GNLCLC15S-LSZH LF-GNLCLC1S-LSZH LF-GNLCLC3S-LSZH LF-GNLCLC5S-LSZH	LC-LC SM 9/125 Duplex LSZH 10M LC-LC SM 9/125 Duplex LSZH 15M LC-LC SM 9/125 Duplex LSZH 1M LC-LC SM 9/125 Duplex LSZH 3M LC-LC SM 9/125 Duplex LSZH 5M	LC is fast becoming the Standard connector specified by the Active Equipment manufacturers due to its small form. SMOF Single Mode Optical Fibre Patch Cords LC- LC.
	LF-GNSCALC10S-LSZH LF-GNSCALC15S-LSZH LF-GNSCALC1S-LSZH LF-GNSCALC3S-LSZH LF-GNSCALC5S-LSZH	SCA-LC SM 9/125 Duplex LSZH 10M SCA-LC SM 9/125 Duplex LSZH 15M SCA-LC SM 9/125 Duplex LSZH 1M SCA-LC SM 9/125 Duplex LSZH 3M SCA-LC SM 9/125 Duplex LSZH 5M	If you have existing Fibre Cabling for low loss systems you might need to convert from SC angle polish SCA connector to LC. SMOF single Mode Optical Fibre Patch Cord SCA- LC .
	LF-GNSCASC10S-LSZH LF-GNSCASC15S-LSZH LF-GNSCASC1S-LSZH LF-GNSCASC3S-LSZH LF-GNSCASC5S-LSZH	SCA-SC SM 9/125 Duplex LSZH 10M SCA-SC SM 9/125 Duplex LSZH 15M SCA-SC SM 9/125 Duplex LSZH 1M SCA-SC SM 9/125 Duplex LSZH 3M SCA-SC SM 9/125 Duplex LSZH 5M	If you have existing Fibre Cabling for low loss systems you might need to convert from SC Angle Polish SCA connector to SC. SMOF Single Mode Optical Fibre Patch Cords SCA- LC.
	LF-GNSCASC10S-LSZH LF-GNSCASC15S-LSZH LF-GNSCASC1S-LSZH LF-GNSCASC3S-LSZH LF-GNSCASC5S-LSZH	SCA-SCA SM 9/125 Duplex LSZH 10M SCA-SCA SM 9/125 Duplex LSZH 15M SCA-SCA SM 9/125 Duplex LSZH 1M SCA-SCA SM 9/125 Duplex LSZH 3M SCA-SCA SM 9/125 Duplex LSZH 5M	SCA to SCA Fibre optic Patch cord SMOF OS1/2 Compliant. All fibre leads have a LSZH cable jacket. Other lengths available on request.
	LF-GNSCLC10S-LSZH LF-GNSCLC15S-LSZH LF-GNSCLC1S-LSZH LF-GNSCLC3S-LSZH LF-GNSCLC5S-LSZH	SC-LC SM 9/125 Duplex LSZH 10M SC-LC SM 9/125 Duplex LSZH 15M SC-LC SM 9/125 Duplex LSZH 1M SC-LC SM 9/125 Duplex LSZH 3M SC-LC SM 9/125 Duplex LSZH 5M	SC-LC Single mode Patch Cables LSZH.
	LF-GNSCSC10S-LSZH LF-GNSCSC15S-LSZH LF-GNSCSC1S-LSZH LF-GNSCSC3S-LSZH LF-GNSCSC5S-LSZH	SC-SC SM 9/125 Duplex LSZH 10M SC-SC SM 9/125 Duplex LSZH 15M SC-SC SM 9/125 Duplex LSZH 1M SC-SC SM 9/125 Duplex LSZH 3M SC-SC SM 9/125 Duplex LSZH 5M	SC-SC Single mode Patch Cables LSZH.
	LF-GNOM3LCLC10-LSZH LF-GNOM3LCLC20-LSZH LF-GNOM3LCLC3-LSZH LF-GNOM3LCLC5-LSZH	LC-LC MM OM3 Duplex LSZH 10M LC-LC MM OM3 Duplex LSZH 20M LC-LC MM OM3 Duplex LSZH 3M LC-LC MM OM3 Duplex LSZH 5M	LC-LC OM3 Patch Cord - OM3 is the main type of Cabling used for Interfloor connections and Data Centre inter cabinet equipment patching. Distance limited to a maximum of 500meters for speed requirements.
	LF-GNOM3SCLC10-LSZH LF-GNOM3SCLC20-LSZH LF-GNOM3SCLC3-LSZH LF-GNOM3SCLC5-LSZH	SC-LC MM OM3 Duplex LSZH 10M SC-LC MM OM3 Duplex LSZH 20M SC-LC MM OM3 Duplex LSZH 3M SC-LC MM OM3 Duplex LSZH 5M	SC-LC OM3 Patch Cord - OM3 is the main type of Cabling used for Interfloor connections and Data Centre inter cabinet equipment patching. SC to interface into existing kit and LC for new cabling install.
	LF-GNOM3SCSC1-LSZH LF-GNOM3SCSC10-LSZH LF-GNOM3SCSC15-LSZH LF-GNOM3SCSC3-LSZH LF-GNOM3SCSC5-LSZH	SC-SC MM OM3 Duplex LSZH 1M SC-SC MM OM3 Duplex LSZH 10M SC-SC MM OM3 Duplex LSZH 15M SC-SC MM OM3 Duplex LSZH 3M SC-SC MM OM3 Duplex LSZH 5M	SC-SC OM3 Patch Cord - OM3 is the main type of Cabling used for Interfloor connections and Data Centre inter cabinet equipment patching. Distance limited to a maximum of 500meters for speed requirement










Voice Cabling

Product Image	Part Numbers	Description	Use
	CV-GNNSA-6024-10D TV-GNNSNT-12002 LV-XX0028 LV-XX0031	10 Pair Disconnect Module Termination Tool with Sensor Butinski 3 Way Test Lead Set Test Lead Krone/6P2C	Disconnect Modules are used On the B-Side of the Building Distributors (BD), MDF, IDF & FDP's. Test equipment to ensure continuity and correct termination. Termination tool with Sensor to ensure embedded punch down before cut off.
	EV-GN0003	19 Inch 150 Pair Backmount Frame	For the traditional Voice backbone cabling in buildings the Recessed frame means you can mount disconnect modules into your distribution cabinet.
	EV-GNNSTD-5003-10 EV-GNNSTD-5003-20 EV-GNNSTD-5003-30 EV-GNNSTD-5003-50	10 Pair Backmount Frame 1 Way 20 Pair Backmount Frame 2 Way 30 pr Backmount Frame 3 Way 50 Pair Backmount Frame 5 Way	Backmount Frames used as CP's or as a saleable method for voice modules into any situation where mounting voice blocks in required
	EV-GN0005 EV-GN0006 EV-GNNSTD-5008-30 EV-GNNSTD-5019-50	External MDF Enclosure 100 Pair Record Book 1000 Pair 30 Pair Weatherproof Distribution Box 50 Pair Weatherproof Distribution Box	External MDF (BD) W/P enclosure 100pair c/w record book is required for most external areas for voice connectivity or NBN MDU conversion. External Dist enclosures to suit most applications
	EV-GNNSTD-5002-11 EV-GNNSTD-5002-11C EV-GNNSTD-5002-27 EV-GNNSTD-5002-27C EV-GNNSTD-5024-110 EV-GNNSTD-5024-270	Backmount Frame 11 Way 11 Way Cover Backmount Frame 27 Way 27 Way Cover Profil Style Frame 11 Way Profil Style Frame 27 Way	As an internal MDF (BD/CD), IDF & FPD. Comes in Profil mount or Backmount style to match existing or for new installations.
	EV-GNNSTD-5009-20 EV-GNNSTD-5005-30 EV-GNNSTD-5006-50 EV-GNNSTD-5006-100	20 pr Distribution Box 30 Pair Distribution Box 50 Pair Distribution Box 100 Pair Distribution Box	For smaller internal distribution of voice cabling or can be used as a Consolidation Point (CP) in Commercial Data Cabling throughout an office environment. 20 Pair up to 100 pair.
	TM-GNNSPC-7012-01 TQ-GN0001 TQ-GN0002 TV-GNNSNT-12002	UTP / BNC Tester & Remote Side Cutters 125MM Side Cutters 150MM Termination Tool with Sensor	General Tools for termination, cutting of cables and basic continuity testing of installed links.

PRODUCT IMAGE	PART NUMBER	DESCRIPTION	USE
	1RU-F-24MOD	1RU FIXED ENCL (FOR 2 PANELS/24 FIBRE)	Fibre breakout tray rack mount - fixed
	1RU-S-24MOD	1RU SLIDING ENCL (FOR 2 PANELS/24 FIBRE)	Fibre breakout tray rack mount - sliding
	CAB-IOB-06-SM	6F INDOOR/OUTDOOR BREAKOUT CABLE SM	Backbone Indoor/Outdoor Fibre cable
	CAB-IOR-06-MM3	6F INDOOR/OUTDOOR RISER CABLE OM3 BLACK	Backbone Indoor/Outdoor Fibre cable
	CAB-LT-06-MM	6F LOOSE TUBE CABLE OM1	Backbone underground fibre cable
	DLCLC1M-MM	LC-LC DUPLEX OM1 PATCHLEAD - 1 MTR	OM1 Patch lead
	DLCLC1M-MM4	LC-LC DUPLEX OM4 PATCHLEAD - 1 MTR	OM4 Patch lead
	DSCALC1M-SM	SCA-LC DUPLEX OS2 PATCHLEAD - 1 MTR	SM Patch lead
	DSCLC1M-MM3	SC-LC DUPLEX OM3 PATCHLEAD - 1 MTR	OM3 Patch lead
	FANOUT-12	CORNING/SIECOR FANOUT KIT - 12 FIBRE	Fanout kit for Loose tube cable
	HSSP-60	HEATSHRINK SPLICE PROTECTOR - 60MM	Fusion splice protector
	PLC2M/900-MMC12	LC OM1 62.5UM PIGTAILS - 900UM 2M C12PK	Pigtail for fusion splicing
	PNL-SC12-D-F1/12	PANEL FLAT (SC DPX 6 PORT 1-12)	SC Duplex panel for MSS Fibre enclosures
	PNL-SC12-S-F1/12	PANEL FLAT (SC SPX 12 PORT 1-12)	SC Simplex/LC Duplex panel for MSS Fibre enclosures
	PNL-ST12-F1/12	PANEL FLAT (ST SPX 12 PORT 1-12)	ST Simplex panel for MSS Fibre enclosures








PRODUCT IMAGE	PART NUMBER	DESCRIPTION	USE
	PSC2M/900-MM3-C12	SC OM3 50UM PIGTAILS - 900UM 2M C12PK	Pigtail for fusion splicing
	PSCA2M/900-SMC12	SCA OS1/OS2 SM PIGTAILS - 900UM 2M C12PK	Pigtail for fusion splicing
	SPLICE-24-200FN	SPLICE CASSETTE WITH LID - 24 FIBRE	splice tray
	SPLICER-VIEW-5	FUSION SPLICER KIT VIEW 5 C/W CLEAVER	Fusion Splicer
	THRU-LC-D-SM	LC SINGLEMODE DUPLEX THRU-ADAPTOR	LC Duplex Thru Adaptor
	THRU-SCA-D-SM	SCA SINGLEMODE DUPLEX THRU-ADAPTOR	SCA Duplex Thru Adaptor
	THRU-ST-MM	ST MULTIMODE SIMPLEX THRU-ADAPTOR	ST Simplex Thru Adaptor
	TSTRIP-250/900/3MM	JACKET STRIPPER - TRI-HOLE	Fibre stripping & cutting tools
	TSTRIP-280024	LOOSE TUBE CABLE G STRIPPER	Fibre stripping & cutting tools
	WB-12MOD	WALL BOX (FOR 1 PANEL/12 FIBRE)	Wall mount Fibre enclosure
	WB-12MOD-DIN	WALL BOX (1 PANEL/12 FIBRE) DIN MOUNT	DIN Rail mount Fibre enclosure
	WB-12-SCD-IP	WALL BOX (FOR 12-FIBRE SC DUPLEX) IP RATED	IP rated fibre enclosure
	WB-24MOD	WALL BOX (FOR 2 PANELS/24 FIBRE)	Wall mount Fibre enclosure
	WB-FOB-SC	DEFENCE WALL BOX - 8X SC SPX	Defence Wall mount fibre enclosure

PRODUCT IMAGE	PART NUMBER	DESCRIPTION	USE
	GS108E	Web Managed 8-port Gigabit Switch	Gigabit speed with QoS, VLAN and network monitoring. Simple network set-up on top of Plug-and-Play connectivity. Detects loops and prevents broadcast storm. NETGEAR Green, power saving features. VLAN support for traffic separation. Quality of Service (QoS) prioritizes traffic. Auto "Denial-of-Service" (DoS) prevention. Network monitoring and bandwidth control. Troubleshoot connection issues via cable test. Loop detection.
	GS108PEv3	Web Managed 8-port Gigabit Switch w/4xPoE	802.1Q VLAN support for traffic separation. Quality of Service (QoS) prioritizes traffic. IGMP snooping. Link aggregation. Port mirroring. Auto denial-of-service (DoS) prevention. Network monitoring and bandwidth control. Jumbo frame support. Troubleshoot connection issues via cable test. Power up to 4 wireless access points or other 802.3af PoE-capable devices. Loop detection. Auto-Energy Efficient Ethernet (EEE) 802.3az support for maximum power savings. Switch configuration via web-based GUI or PC Utility tool.
	GS108Tv2	Smart 8-port Gigabit Switch	The GS108T is an ideal solution for extending network connections into conference room, labs, lobbies and department workgroups. It enables SMB networks to support Voice over IP (VoIP), streaming media, multicasting, security, and many other bandwidth-intensive applications like ERP and large file transfers. The GS108T comes with a comprehensive set of features, such as access control lists (ACL), 802.1x port authentication, enhanced QoS, rate limiting and IGMP snooping among others to provide a small or medium-sized business with a network that is geared for growth while ensuring performance and reliability.
	GS110TPv2	Smart 8-port PoE Gigabit Switch w/2xSFP	8 Dedicated 10/100/1000 Mbps copper ports with PoE capability and 2 Gigabit Fibre ports. Enhanced VLAN and QoS, access control lists (ACL), 802.1x port authentication, rate limiting and IGMP snooping. Fanless and compact form factor design.
	GS308	Unmanaged 8-port Gigabit Switch	Auto-MDI/MDIX eliminates the need for crossover cables. LED indicators for ease of use. Energy-efficient technology for power savings. Fanless design for silent operation. Auto-negotiation for automatic connection at the highest common speed between switch and an end device. Non-blocking switching architecture for maximum throughput at wire speed. Plug-and-play; no setup required Durable and rugged metal case. Desktop or wall-mountable. Ideal for small office and home networks. Standards-based technology ensures interoperability with any standards-based devices in the existing network.
	GS308P	Unmanaged 8-port Gigabit Switch w/4xPoE	Auto-MDI/MDIX eliminates the need for crossover cables. LED indicators for ease of use. Energy-efficient technology for power savings. Fanless design for silent operation. Auto-negotiation for automatic connection at the highest common speed between switch and an end device. Non-blocking switching architecture for maximum throughput at wire speed. Plug-and-play; no setup required Durable and rugged metal case. Desktop or wall-mountable. Ideal for small office and home networks. Standards-based technology ensures interoperability with any standards-based devices in the existing network. Power up to 4 PoE-capable devices (15.4W per device up to 53W total PoE power). 802.3af Power Over Ethernet (PoE) for IP cameras, VoIP/Internet-based phones, wireless access points.
	GS510TP	Smart 8-port PoE+ Gigabit Switch w/2xSFP	10-port Gigabit Ethernet PoE+ Smart Switch with 8 copper ports, 2 dedicated SFPs and a maximum PoE power budget of 130W. This switch provides web-based management, and supports features like VLAN, QoS, ACL, IGMP snooping as well as auto voice, auto video and PoE timer.



PRODUCT IMAGE	PART NUMBER	DESCRIPTION	USE
	GS716Tv3	Smart 16-port Gigabit Rackmount Switch	ProSAFE Gigabit Smart Switch with 16 10/100/1000Mbps RJ45 ports, 2 dedicated SFP (mini-GBIC) ports. It supports comprehensive L2 network management features through GUI-based Web Management. The switch offers VLAN, L2/L3/L4-based QoS, Advanced Security, IPv6 support, Static Routing, IGMP snooping, dynamic VLAN assignment and more. It has many user-friendly enhancements such as Auto Voice, Auto Video that makes deployments of VoIP and Video Surveillance much easier. The Switch is energy efficient and fan-less.
	GS724Tv4	Smart 24-port Gigabit Rackmount Switch	ProSAFE Gigabit Smart Switch with 24 10/100/1000Mbps RJ45 ports, 2 dedicated SFP (mini-GBIC) ports. It supports comprehensive L2 network management features through GUI-based Web Management. The switch offers VLAN, L2/L3/L4-based QoS, Advanced Security, IPv6 support, Static Routing, IGMP snooping, dynamic VLAN assignment and more. It has many user-friendly enhancements such as Auto Voice, Auto Video that makes deployments of VoIP and Video Surveillance much easier. The Switch is energy efficient and fan-less.
	GS728TP	Smart 24-port PoE Gigabit Switch w/4xSFP	The 28-port Gigabit with PoE Smart Switch offers powerful L2 and L2+ features, better PoE functions, and enhanced performance and usability. They are purposely designed for the converged networks where voice, video, data are all carried on a single network platform for network efficiency, operational cost savings, and ease of management. Comes with 4 dedicated Gigabit SFP ports for fibre connectivity. The new generation of Gigabit PoE Smart Switch from NETGEAR is the optimized solution providing the best value at an affordable SMB price point.
	GS728TPP	Smart 24-port PoE+ Gigabit Switch w/4xSFP	The 28-port Gigabit with PoE+ Smart Switch offers powerful L2 and L2+ features, better PoE functions, and enhanced performance and usability. They are purposely designed for the converged networks where voice, video, data are all carried on a single network platform for network efficiency, operational cost savings, and ease of management. Comes with 4 dedicated Gigabit SFP ports for fiber connectivity. The new generation of Gigabit PoE+ Smart Switch from NETGEAR is the optimized solution providing the best value at an affordable SMB price point.
	GS748Tv5	Smart 48-port Gigabit Rackmount Switch	ProSAFE Gigabit Smart Switch with 48 10/100/1000Mbps RJ45 ports, 2 dedicated and 2 combo SFP (mini-GBIC) ports. It supports comprehensive L2 network management features through GUI-based Web Management. The switch offers VLAN, L2/L3/L4-based QoS, Advanced Security, IPv6 support, Static Routing, IGMP snooping, dynamic VLAN assignment and more. It has many user-friendly enhancements such as Auto Voice, Auto Video that makes deployments of VoIP and Video Surveillance much easier. The Switch is energy efficient and fan-less.







PRODUCT IMAGE	PART NUMBER	DESCRIPTION	USE
	GS752TP	Smart 48-port PoE Gigabit Switch w/4xSFP	The 52-port Gigabit with PoE Smart Switch offers powerful L2 and L2+ features, better PoE functions, and enhanced performance and usability. They are purposely designed for the converged networks where voice, video, data are all carried on a single network platform for network efficiency, operational cost savings, and ease of management. Comes with 4 dedicated Gigabit SFP ports for fiber connectivity. The new generation of Gigabit PoE Smart Switch from NETGEAR is the optimized solution providing the best value at an affordable SMB price point.
	JGS516PE	Web Managed 16-port Gigabit Switch w/8xPoE	The ProSAFE® Plus 16-port Gigabit Switch with PoE provides simple network management delivering network monitoring, traffic prioritization and network segmentation beyond simple connectivity. It also comes with features such as IGMP snooping, cable diagnostics, loop prevention and Auto DoS prevention, providing much needed improvement for network performance and resilience.
	JGS524E	Web Managed 24-port Gigabit Switch	Gigabit speed with QoS, VLAN and network monitoring. Simple network setup on top of Plug-and-Play connectivity. VLAN support for traffic segmentation. Use as a plug-and-play switch or use the configuration utility for simple setup. Quality of Service (QoS) for prioritizing network traffic. Auto "Denial-of-Service" (DoS) prevention. Troubleshoot connection problem via cable test. Loop prevention and broadcast storm control. IGMP Snooping for better multicast performance.
	JGS524PE	Web Managed 24-port Gigabit Switch w/ 12xPoE	The ProSAFE® Plus 24-port Gigabit Switch with PoE provides simple network management delivering network monitoring, traffic prioritization and network segmentation beyond simple connectivity. It also comes with features such as IGMP snooping, cable diagnostics, loop prevention and Auto DoS prevention, providing much needed improvement for network performance and resilience.
	RBK50	ORBI AC3000 Tri-band WiFi System	Orbi is the simplest and smartest way to enjoy high-speed WiFi in every corner of your home. This Orbi WiFi System kit of two covers homes up to 4,000 square feet with strong WiFi signals. It creates a dedicated wireless connection to the Internet using Tri-band WiFi delivering maximum speeds no matter how many devices connect.



PRODUCT IMAGE	PART NUMBER	DESCRIPTION	USE
	OSC140204-300	Ezyvision Security Cable Box of 300m length cable 4 core - 14 strand, 0.20mm Suitable for total intercom wiring up to 80m Multi core security Customisable colour / length options available	For use in Security, Alarm & Access Control Systems. Ideal for low voltage/ current applications.
	OSC140204-100	Ezyvision Security Cable Reel of 100m length cable 4 core - 14 strand, 0.20mm Suitable for total intercom wiring up to 80m Multi core security Customisable colour / length options available	
	OSC70204-300	Ezyvision Security Cable Box of 300m length cable 4 core - 7 strand, 0.20mm Suitable for total intercom wiring up to 50m Multi core security Customisable colour/length options. Also available in 100m reel - OSC70204-100	
	OCCRG592C250	Composite Cable RG59 2 core 250m coil Also available in 100m coil - OCCRG592C100 Also available in Black 250m coil - OCCRG592CBK250 and in Black 250m coil(not 2 core) - OCCRG59BK250	For use with CCTV and entertainment applications. Wide variety of types and coil sizes.
	OCCRG592C15PT	Composite Cable RG59 with BNC/Power Connection 15m coil Also available in 5m coil - OCCRG592C5PT Also available in 30m coil - OCCRG592C30PT Also available in 50m coil - OCCRG592C50PT Pre-terminated	For use with CCTV and entertainment applications. Wide variety of types and coil sizes.
	EZY OSMCAT630PT	Smart Cables CAT6 with Power CAT6 with RJ45 Connector - 30m coil Also available in 80m coil - EZY OSMCAT680PT Also available with 2 core male-female connector in 30m coil - EZY OSMCAT62C30PT in 80m coil - EZY OSMCAT62C80PT	For CCTV and Data. Essential cabling for connecting devices. With built-in microprocessors to accurately analyse incoming signals and convert from one protocol to another.

PRODUCT IMAGE	PART NUMBER	DESCRIPTION	USE
	EZY OSMRG592CCAT620	Smart Cables CAT6 with CCTV Coaxial Cable CCTV Coax Cable CAT6 RG59 and 2 Core Figure 8 cable, CAT 6, 200m coil Also available 30m coil - EZY OSMRG592CCAT630PT Also available 80m coil - EZY OSMRG592CCAT680PT Other cables available with RG6 in 30, 80 & 200m coils	For MATV, Smart TV, CCTV and Data. Essential cabling for connecting devices. With built-in microprocessors to accurately analyse incoming signals and convert from one protocol to another.
	EZY OSMCAT6070206-1000	Smart Cables CAT6 with Security Cable CAT6 with 7 Core Security cable 100m coil. Also available with 14 Core Security Cable in 100m coil - EZY OSMCAT6140206-100	For Alarm, Intercom, CCTV and Access Control. Essential cabling for connecting devices. With built-in microprocessors to accurately analyse incoming signals and convert from one protocol to another.
	CAT5E-305	Data Cable CAT5E-UTP. 0.5mm4PR PVC Box of 305m length cable	For General Use. Essential for transmission of data from a wide variety of transmitters to receivers.
	CAT6-305	Data Cable CAT6-UTP. 0.5mm PVC Box of 305m length cable	For General Use. Essential for transmission of data from wide variety communication.
	OCCQS6-305	Coaxial Cable Coax Cable RG6 Quad Shield Box of 305m length cable Also available in 100m coil - OCCQS6-100	Versatile coaxial cables designed for precision control of accurate transmissions. Uses include: Radio Frequency Signals, Computer networks, Radio Transmission, Digital Audio & Cable Television.
	OCC100S	Coaxial Cable Coax Cable 750HM 100m coil.	



PRODUCT IMAGE	PART NUMBER	DESCRIPTION	USE
	UBI-USG	Unifi Security Gateway Cost-effective, reliable routing and advanced security for your network Powerful, advanced firewall policies allow you to protect your network and its data Enterprise features such as QoS for VOIP and VPN Server for secure site-to-site communications	Home Networking
	UBI-UNIFIACLITE	Unifi AC Lite Access Point Latest Wi-Fi 802.11ac technology Gigabit speeds with optimal RF performance Enterprise features such as band steering and spectral analysis	Home Networking
	UBI-UNIFIACLR	Unifi AC Long Range Access Point Latest Wi-Fi 802.11ac technology Gigabit speeds with optimal RF performance Enterprise features such as band steering and spectral analysis	Home Networking
	UBI-UNIFIACPRO	Unifi AC Pro Access Point Latest Wi-Fi 802.11ac 3x3 MIMO technology Dual-band Gigabit speeds with optimal RF performance Enterprise features such as full 802.3af PoE compliance	Home Networking
	UBI-US-24-250W	Unifi 24 Port PoE Switch Advanced port management such as port name, operation mode, and VLAN configuration Optical Fiber connectivity and high capacity uplinks from the two SFP 1Gbps ports. With auto-sensing 802.3af/at and 24V passive PoE	Home Networking
	UBI-NBE-5AC-16	NanoBeam® AC Point-to-Point Networking 10km Range Throughput 450+ Mbps	Home Networking
	UBI-UC-CK	Unifi Controller Cloud Key Hybrid Cloud Technology to securely run a local instance of the Unifi Controller software. Combines local network security with convenient remote access. Powerful quad-core architecture and 802.3af PoE power	Home Networking



Energy Efficient LED Lighting

Haneco Lighting (HAL)	64
Light Planet (LIP)	65
Lumex (LMX)	68
Omega/Greenline (OME).....	71
Philips (PHI)	72
Pierlite (PIE)	75
SAL (SAL).....	76



Energy Efficient LED Lighting








PRODUCT IMAGE	PART NUMBER	DESCRIPTION	USE
	VIVA110A01	LED Downlight Built-in Driver	DOMESTIC, COMMERCIAL
	LT20W12FCW	Self-ballasted LED tube	INDUSTRIAL, COMMERCIAL
	MATRIX0312-5K	LED Panel	COMMERCIAL
	MATRIX0606-5K	LED Panel	COMMERCIAL
	SKYPAD150W	LED High Bay	INDUSTRIAL, COMMERCIAL
	VISTA40W12-6K	LED Batten	COMMERCIAL, RESIDENTIAL
	D40W242X150RE4K90DF	LED Shoplighter	COMMERCIAL



Image	Item Number	Description
	LP19888	Top Quality 18w Led Tube - 1200mm - 6000k Aluminium heat sink / Insulated Driver / 5 year warranty
	LP19889	Top Quality 18w Led Tube - 1200mm - 4000k Aluminium heat sink / Insulated Driver / 5 year warranty
	LPBD606	10w Led Tube - 600mm - 6000k 3 Year Warranty
	LPBD156	22w Led Tube - 1500mm - 6000k 3 Year Warranty
	LP30120	SATIN 120w High Bay
	LP30529	SATIN 150w High Bay
	LP30200	FALCON 200w High Bay
 NEW	LPHB100w	New High Lumen to watt High Bay - TITAN 100w - 5000k - 15,000 lm - Dimmable
 NEW	LPHB130w	New High Lumen to watt High Bay - TITAN 130w - 5000k - 19,200 lm - Dimmable
 NEW	LPHB160w	New High Lumen to watt High Bay - TITAN 160w - 5000k - 23,300 lm - Dimmable
 NEW	LPHB200w	New High Lumen to watt High Bay - TITAN 200w - 5000k - 29,200 lm - Dimmable

Image	Item Number	Description
	LPF30W	30w Flood Light - 5k - SMD - 5 Year Warranty
	LPF50W	50w Flood Light - 5k - SMD - 5 Year Warranty
	LPF100W	100w Flood Light - 5k - SMD - 5 Year Warranty
	LPF150W	150w Flood Light - 5k - SMD - 5 Year Warranty
	LPF200W	200w Flood Light - 5k - SMD - 5 Year Warranty
	LPFM360w	360w MEGA Flood Light
	LPFM480w	480w MEGA Flood Light
	LPFM720w	720w MEGA Flood Light
	LPFM960w	960w MEGA Flood Light
	LP50244	Shop Light 38w - 5k



Energy Efficient LED Lighting



















Image	Item Number	Description
	LPST30W	30w Streetlight - 5k - MeanWell Dimmable Driver - Nichia Chip Base - Including Quickfix Bracket
	LPST60W	60w Streetlight - 5k - MeanWell Dimmable Driver - Nichia Chip Base - Including Quickfix Bracket
	LPST90W	90w Streetlight - 5k - MeanWell Dimmable Driver - Nichia Chip Base - Including Quickfix Bracket
	LPST120W	120w Streetlight - 5k - MeanWell Dimmable Driver - Nichia Chip Base - Including Quickfix Bracket
	LPST180W	180w Streetlight - 5k - MeanWell Dimmable Driver - Nichia Chip Base - Including Quickfix Bracket
 PECell	LPST30W-PE	30w Streetlight - 5k - MeanWell Driver - Nichia Chip Base - Including Quickfix Bracket & Inbuilt PE Cell
 PECell	LPST60W-PE	60w Streetlight - 5k - MeanWell Driver - Nichia Chip Base - Including Quickfix Bracket & Inbuilt PE Cell
 PECell	LPST90W-PE	60w Streetlight - 5k - MeanWell Driver - Nichia Chip Base - Including Quickfix Bracket & Inbuilt PE Cell
 PECell	LPST120W-PE	120w Streetlight - 5k - MeanWell Driver - Nichia Chip Base - Including Quickfix Bracket & Inbuilt PE Cell
 PECell	LPST180W-PE	180w Streetlight - 5k - MeanWell Driver - Nichia Chip Base - Including Quickfix Bracket & Inbuilt PE Cell

Image	Item Number	Description
	LP18286	Recessed - 10w Led Downlight 70mm 3000k DIMMABLE
	LP18288	Recessed - 10w Led Downlight 90mm 3000k DIMMABLE
	LP18292	Recessed - 10w Led Downlight 90mm 4000k DIMMABLE
	LP18292	Recessed - 18w Led Downlight 150mm 5000k DIMMABLE
	LP18292	Recessed - 18w Led Downlight 220mm 5000k DIMMABLE
	LPBAT40	SMD 40w Batten Light - 4000k
	LP18030	600 x 600mm - 33w LED Panel Light 6k NON - Dimmable
	LP18034	600 x 600mm - 33w LED Panel Light 4k NON - Dimmable
	LP18051	1200 x 300mm - 33w LED Panel Light 6k NON - Dimmable
	LP18053	1200 x 300mm - 33w LED Panel Light 4k NON - Dimmable
	LPCORN20	20w Corn Light - 5k Internal Driver E27 Base / Clear
	LPCORN40	40w Corn Light - 5k Internal Driver E27 Base / Clear
	LPCORN60	60w Corn Light - 5k Internal Driver E27 Base / Clear
	LPCORN100	100w Corn Light - 5k External Driver E40 Base / Clear









PRODUCT IMAGE	PART NUMBER	DESCRIPTION	USE
	LPF50W	50w Flood Light - 5k - IP65 - SMD - 5 Year Warranty VEET & IPART Approved	High lumen indoor/outdoor flood light
	LPF100W	100w Flood Light - 5k - IP65 - SMD - 5 Year Warranty VEET & IPART Approved	High lumen indoor/outdoor flood light
	LPF150W	150w Flood Light - 5k - IP65 - SMD - 5 Year Warranty VEET & IPART Approved	High lumen indoor/outdoor flood light
	LPF200W	200w Flood Light - 5k - IP65 - SMD - 5 Year Warranty VEET & IPART Approved	High lumen indoor/outdoor flood light
	LPHB100w	New High Lumen to watt High Bay - TITAN 100w - 5000k - 15,000 lm - Dimmable 15,000 lm - Dimmable VEET Pending & IPART Approved Light Planet will honour VEET on this product as it will be approved any day	Extremely high lumen to watt LED high bay light
	LPHB130w	New High Lumen to watt High Bay - TITAN 130w - 5000k - 19,200 lm - Dimmable 19,200 lm - Dimmable VEET Pending & IPART Approved Light Planet will honour VEET on this product as it will be approved any day	Extremely high lumen to watt LED high bay light
	LPHB160w	New High Lumen to watt High Bay - TITAN 160w - 5000k - 23,300 lm - Dimmable 23,300 lm - Dimmable VEET Pending & IPART Approved Light Planet will honour VEET on this product as it will be approved any day	Extremely high lumen to watt LED high bay light
	LPHB200w	New High Lumen to watt High Bay - TITAN 200w - 5000k - 29,200 lm - Dimmable 29,200 lm - Dimmable VEET Pending & IPART Approved Light Planet will honour VEET on this product as it will be approved any day	Extremely high lumen to watt LED high bay light
	LP30529	SATIN 150w Led High Bay - 5000k VEET & IPART Approved	Warehouse, storage lighting
	LP19888	Top Quality 18w Led Tube - 1200mm - 6000k Aluminium heat sink / Insulated Driver / 5 year warranty VEET Approved	Indoor tube lighting / Carparks etc
	LP19889	Top Quality 18w Led Tube - 1200mm - 4000k Aluminium heat sink / Insulated Driver / 5 year warranty VEET Approved	Indoor tube lighting / Carparks etc
	LP50244	38w LED Shop Light - 5000k VEET Pending & IPART Approved VEET approved any day	Shop lighting
	LP18051	1200 x 300mm - 35w LED Panel Light - 6000k - NON Dimmable VEET & IPART Approved	Shop lighting / Offices / Residence
	LP18053	1200 x 300mm - 35w LED Panel Light - 6000k - NON Dimmable VEET & IPART Approved	Shop lighting / Offices / Residence
	LP18030	600 x 600mm - 35w LED Panel Light - 6000k - NON Dimmable VEET & IPART Approved	Shop lighting / Offices / Residence
	LP18034	600 x 600mm - 35w LED Panel Light - 4000k - NON Dimmable VEET & IPART Approved	Shop lighting / Offices / Residence
	LPBAT40	LED SMD 40w Batten Light - IP20 - 5000k VEET and IPART Pending Should be approved any day	Shop lighting / Offices / Residence / Car Parks






Energy Efficient LED Lighting



PRODUCT IMAGE	PART NUMBER	DESCRIPTION	USE
	LL1CM3DF##	D/LIGHT CLASSICO 75MM 8W Available in 3K, 4K and 5K	Residential and Commerical installations to repalce Dichroic downlights
	LL1CM4DF##	D/LIGHT CLASSICO 100MM 12W Available in 3K, 4K and 5K	Residential and Commerical installations to repalce Dichroic downlights
	LL1CM6DF##	D/LIGHT CLASSICO 150MM 18W Available in 3K, 4K and 5K	Residential and Commerical installations to repalce metal halide and PLC downlights
	LL1CM8DF##	D/LIGHT CLASSICO 200MM 25W Available in 3K, 4K and 5K	Residential and Commerical installations to repalce metal halide and PLC downlights
	LL1CM10DF##	D/LIGHT CLASSICO 250MM 36W Available in 4K and 5K	Residential and Commerical installations to repalce metal halide and PLC downlights
	LL9P63U#	NOVABLADE UGR19 2100LM 595X295, 0-10V Dimmable Available in 4K and 6K Available in Eco, Normal and High Output	Commercial installations to reaplace 600x300 fluoro troffers. Cyanosis approved - Suitable for Hospitals and medical sites
	LL9P66U#	NOVABLADE UGR19 3400LM 595X595, 0-10V Dimmable Available in 4K and 6K Available in Eco, Normal and High Output	Commercial installations to reaplace 600x600 fluoro troffers. Cyanosis approved - Suitable for Hospitals and medical sites
	LL9P123U#	NOVABLADE UGR19 3400LM 1195X295, 0-10V Dimmable Available in 4K and 6K Available in Eco, Normal and High Output	Commercial installations to reaplace 1200x300 fluoro troffers. Cyanosis approved - Suitable for Hospitals and medical sites
	LL9P123#	NOVABLADE 3400LM 1195X295, 0-10V Dimmable Available in 4K and 6K Available in Eco, Normal and High Output	Commercial installations to reaplace 1200x300 fluoro troffers
	LL3N2F5C	FLOODLIGHT NOVARAY GEN2 5100LM 5000K 50W	100W maetal halide replacement. Residentail, commercial and industrail
	LL3N2F10C	FLOODLIGHT NOVARAY GEN2 10300LM 5000K 100W	2150-150W metal halide flood replacemnt . Commerical and Industrail
	LL3N2F20C	FLOODLIGHT NOVARAY GEN2 20600LM 5000K 200W	400W Metal Halide Floodlight Replacement - Commerical and Idustrial
	LL4LQ61NW	BATTEN LINEAR Q SGL 0.6M 10W 4000K WH	2ft LED Batten to repalce T8 and & T5 Fluros - Surafce mount, Comemrical and Insustrial
	LL4LQ62NW	BATTEN LINEAR Q TW 0.6M 20W 4000K WH	2ft LED Batten to repalce T8 and & T5 Fluros - Surafce mount, Comemrical and Insustrial
	LL4LQ121NW	BATTEN LINEAR Q SGL 1.2M 20W 4000K WH	4ft LED Batten to repalce T8 and & T5 Fluros - Surafce mount, Comemrical and Insustrial
	LL4LQ122NW	BATTEN LINEAR Q TW 1.2M 40W 4000K WH	4ft LED Batten to repalce T8 and & T5 Fluros - Surafce mount, Comemrical and Insustrial



PRODUCT IMAGE	PART NUMBER	DESCRIPTION	USE
	LL4LQW61C6	BATTEN LINEAR Q SGL 0.6M 10W 6500K WH	2ft LED Weatherproof Batten to replace T8 and T5 Fluores - Surface mount, Commercial and Industrial
	LL4LQW62C6	BATTEN LINEAR Q TW 0.6M 20W 6500K WH	2ft LED Weatherproof Batten to replace T8 and T5 Fluores - Surface mount, Commercial and Industrial
	LL4LQW121C6	BATTEN LINEAR Q SGL 1.2M 20W 6500K WH	4ft LED Weatherproof Batten to replace T8 and T5 Fluores - Surface mount, Commercial and Industrial
	LL4LQW122C6	BATTEN LINEAR Q TW 1.2M 40W 6500K WH complete with inbuilt PIR sensor and PE Cell	4ft LED Weatherproof Batten to replace T8 and T5 Fluores - Surface mount, Commercial and Industrial
	LL4LQWM62C6	BATTEN LINEAR Q SGL 1.2M 20W 6500K WH complete with inbuilt PIR sensor and PE Cell	4ft LED Weatherproof Batten with integrated sensor - Carpark, back of house, schools
	LL4LQWM122C6	BATTEN LINEAR Q TW 1.2M 40W 6500K WH	4ft LED Weatherproof Batten with integrated sensor - Carpark, back of house, schools
	LL1N2M3#	D/LIGHT MAXI D/CLR 75MM 9W Available in 3K, 4K and 5K	Residential and Commercial installations to replace Dichroic downlights
	LL1N2M4#	D/LIGHT MAXI D/CLR 100MM 12W Available in 3K, 4K and 5K	Residential and Commercial installations to replace Dichroic downlights
	LL1N2M6#	D/LIGHT MAXI D/CLR 150MM 16W Available in 3K, 4K and 5K	Residential and Commercial installations to replace metal halide and PLC downlights
	LL1N2M7#	D/LIGHT MAXI D/CLR 175MM 22W Available in 3K, 4K and 5K	Residential and Commercial installations to replace metal halide and PLC downlights
	LL1N2M7H#	D/LIGHT MAXI D/CLR 175MM 32W Available in 3K, 4K and 5K	Residential and Commercial installations to replace metal halide and PLC downlights
	LL1N2M8#	D/LIGHT MAXI 1-10V 200MM 45W Available in 3K, 4K and 5K	Residential and Commercial installations to replace metal halide and PLC downlights
	LL1N2M8H#	D/LIGHT MAXI 1-10V 200MM 55W Available in 3K, 4K and 5K	Residential and Commercial installations to replace metal halide and PLC downlights
	LL1N2M8#1	D/LIGHT MAXI 1000LM 250MM 12W, 01-10V Dimmable Available in 3K and 4K	Residential and Commercial installations to replace metal halide and PLC downlights
	LL1N2M8#2	D/LIGHT MAXI 2000LM 250MM 22W, 0-10V Dimmable Available in 3K and 4K	Residential and Commercial installations to replace metal halide and PLC downlights





Energy Efficient LED Lighting

LUMEX[®]
LED LIGHTING






PRODUCT IMAGE	PART NUMBER	DESCRIPTION	USE
	LL2LHB2100C	SKYBAY 2.1 10KLM 5000K - 80W	Industraila warehouses, commercial storage, indoor sports centres, shetds
	LL2LHB2120C	SKYBAY 2.1 12KLM 5000K - 100W	Industraila warehouses, commercial storage, indoor sports centres, shetds
	LL2LHB2150C	SKYBAY 2.1 15KLM 5000K - 120W	Industraila warehouses, commercial storage, indoor sports centres, shetds
	LL2LHB2180C	SKYBAY 2.1 18KLM 5000K - 150W	Industraila warehouses, commercial storage, indoor sports centres, shetds
	LL2LHB2200C	SKYBAY 2.1 20KLM 5000K - 180W	Industraila warehouses, commercial storage, indoor sports centres, shetds
	LL2LHB2M150C	SKYBAY 2.1 15KLM 5000K - 120W Complete with PIR sensor and dimmable	Industraila warehouses, commercial storage, indoor sports centres, shetds
	LL7SB3C	SHOEBOX STREETLIGHT 80W 8000Lm 5500K	Carparks and pedestrian areas as well as sporting areas(tennis, netball and hockey) Available in pole mount and wall mount kits to repalce metal halide shoebox fittings
	LL7SB4C	SHOEBOX STREETLIGHT 120W 12000Lm 5500K	Carparks and pedestrian areas as well as sporting areas(tennis, netball and hockey) Available in pole mount and wall mount kits to repalce metal halide shoebox fittings
	LL7SB5C	SHOEBOX STREETLIGHT 150W 15000Lm 5500K	Carparks and pedestrian areas as well as sporting areas(tennis, netball and hockey) Available in pole mount and wall mount kits to repalce metal halide shoebox fittings
	LL7SB6C	SHOEBOX STREETLIGHT 180W 18000Lm 5500K	Carparks and pedestrian areas as well as sporting areas(tennis, netball and hockey) Available in pole mount and wall mount kits to repalce metal halide shoebox fittings
	LL7SB7C	SHOEBOX STREETLIGHT 180W 22500Lm 5500K	Carparks and pedestrian areas as well as sporting areas(tennis, netball and hockey) Available in pole mount and wall mount kits to repalce metal halide shoebox fittings











PRODUCT IMAGE	PART NUMBER	DESCRIPTION	USE
	FL30W	FLOODLIGHT LED 30W	30 watt Flood Light used for general broad lighting applications. Ideal for area lighting, feature lighting and safety and security lighting.
	FL50W	FLOODLIGHT LED 50W	50 watt Flood Light used for general broad lighting applications. Ideal for area lighting, feature lighting and safety and security lighting.
	FL80W	FLOODLIGHT LED 80W	80 watt Flood Light used for general broad lighting applications. Ideal for area lighting, feature lighting and safety and security lighting.
	FL100W	FLOODLIGHT LED 100W	100 watt Flood Light used for general broad lighting applications. Ideal for area lighting, feature lighting and safety and security lighting.
	GHB150W	VEET & IPART APPROVED HIGH BAY LED 150W GEAR ONLY 120DEG.	Veet & IPART approved High Bay lighting fixture. Can be used to replace older style Metal Halide High Bay fixtures.
	HB100W	HIGH BAY LED 100W GEAR ONLY	100 watt LED High Bay, ideal for use with warehouse and factory environments.
	HB150W	HIGH BAY LED 150W GEAR ONLY MEANWELL DRIVER & BRIDGELUX CHIP	150 watt LED High Bay, ideal for use with warehouse and factory environments.
	HB200W	HIGH BAY LED 200W GEAR ONLY MEANWELL DRIVER & BRIDGELUX CHIP	200 watt LED High Bay, ideal for use with warehouse and factory environments.
	FP300600D	FLAT PANEL LED 27W & DIMMABLE DRIVER	Ideal for replacement of fluorescent fixtures within office environments. They provide a clean uniform light without flickering or fading
	FP600600D	FLAT PANEL LED 50W & DIMMABLE DRIVER	Ideal for replacement of fluorescent fixtures within office environments. They provide a clean uniform light without flickering or fading.
	FP3001200D	FLAT PANEL LED 50W & DIMMABLE DRIVER	Ideal for replacement of fluorescent fixtures within office environments. They provide a clean uniform light without flickering or fading.
	FL100-B	FLOODLIGHT 100W LED - SMD	100 watt Flood Light used for general broad lighting applications. Ideal for area lighting, feature lighting and safety and security lighting.

PRODUCT IMAGE	PART NUMBER	DESCRIPTION	USE
CoreLine Waterproof Batten			
	WT120C19W4K600	WT120C 19W 4000k 600MM DIFFUSED	Waterproof Batten
	WT120C23W4K1200	WT120C 23W 4000k 1200MM DIFFUSED	
	WT120C29W4K1500	WT120C 29W 4000k 1500MM DIFFUSED	
	WT120C41W4K1200	WT120C 41W 4000k 1200MM DIFFUSED	
	WT120C57W4K1500	WT120C 57W 4000k 1500MM DIFFUSED	
GreenPerform Batten - StandAlone			
	BN208C40W4K1200	BN208C 40W 4000k 1200MM DIFFUSED	Battens
	BN208C40W6K1200	BN208C 40W 6500k 1200MM DIFFUSED	
	BN208C20W4K1200	BN208C 20W 4000k 1200MM DIFFUSED	
	BN208C20W4K600	BN208C 20W 4000k 600MM DIFFUSED	
	BN208C10W4K600	BN208C 10W 4000k 600MM DIFFUSED	
	BY208ZMBA	BN208Z SURFACE MOUNTED BRACKET FOR ASYMMETRIC (2x pcs)	
	BY208ZMBS	BN208Z SURFACE MOUNTED BRACKET FOR SYMMETRIC (2x pcs)	
	BY209ZMBA	BN209Z SUSPENSION MOUNTED BRACKET FOR ASYMMETRIC (2x pcs)	
	BY209ZMBS	BN209Z SUSPENSION MOUNTED BRACKET FOR SYMMETRIC (2x pcs)	
	BY208ZSP	BY208Z SUSPENSION POLE (2x pcs) IMPT: SUSPENSION BRACKETS ARE REQUIRED FOR POLES INSTALLATION. PLS ORDER SEPARATELY.	
	BY208ZTB	BY208Z CONNECTION BLOCK	
	BY208ZC600P	BY208Z 0.6M CONNNECTING CABLE	
	BY208ZC2	BY208Z 0.2M CONNNECTING CABLE	
BY208ZC200P	BY208Z 0.2M POWER CABLE		
Tango G2 LED			
	BVP281120W4KSWB	Tango G2 LED Flood, 120W, 12000lm, 4000K, Symmetrical Wide Beam	Flood Lighting
Essential SmartBright Flood LED			
	BVP1614K30WGRY	Essential SmartBright Flood LED 30W, 2600lm, 4000k, wide beam	Flood Lighting
	BVP1614K50WGRY	Essential SmartBright Flood LED 50W, 4300lm, 4000k, wide beam	
	BVP1614K70WGRY	Essential SmartBright Flood LED 70W, 6000lm, 4000k, wide beam	
Vandalite LED			
	BCW098L204KF600	Vandalite LED 19W, 2000lm, 4000K, 600mm, fixed output	Security
	BCW098L404KF120	Vandalite LED 38W, 4000lm, 4000K, 1200mm, fixed output	
Twin Motion Sensor LED			
	EH313LLED	EH313L LED Twin Motion Sensor	Security



PRODUCT IMAGE	PART NUMBER	DESCRIPTION	USE
Essential LED SlimLine Oyster LED			
	3184OY65K12W	31814 65K SLIMLINE OYSTER 12W	Consumer Luminaires
	3184OY27K12W	31814 27K SLIMLINE OYSTER 12W	
	3187OY65K12WIP	31817 65K SLIMLINE OYSTER IP65	
	3187OY27K12WIP	31817 27K SLIMLINE OYSTER IP65	
	31815OY65K17W	31815 65K SLIMLINE OYSTER 17W	
	31815 OY27K17W	31815 27K SLIMLINE OYSTER 17W	
	31816OY65K20W	31816 65K SLIMLINE OYSTER 20W	
	31816OY27K20W	31816 27K SLIMLINE OYSTER 20W	
SmartBright LED Troffer 2.0			
	RC098V26W4KFREP	SmartBright Troffer 2.0, 26W, 2200lm, 4000K CCT, Fixed Output Driver, 25Khrs lifetime, IP20, Plaster recessed ceiling type, 300x1200mm with Flex & Plug, with plaster clips, MOQ=2pcs	Office Lighting
	RC098V26W4KFSQP	SmartBright Troffer 2.0, 26W, 2200lm, 4000K CCT, Fixed Output Driver, 25Khrs lifetime, IP20, Plaster recessed ceiling type, 600x600mm with Flex & Plug, with plaster clips, MOQ=2pcs	
GreenSpace Gen 4			
	DN290B7W4KFW	GreenSpace Gen 4, 7W, 650lm, 94lm/w, 4000K, integrated fixed output driver, 50khrs@L70, IP20, >CRI80, PC diffuser with white reflector and white trim, supplied with AU certified Flex & Plug	Downlights & Projectors
	DN291B11W4KFW	GreenSpace Gen 4, 11.5W, 1100lm, 95lm/w, 4000K, integrated fixed output driver, 50khrs@L70, IP20, >CRI80, PC diffuser with white reflector and white trim, supplied with AU certified Flex & Plug	
	DN292B16W4KFW	GreenSpace Gen 4, 16.4W, 1600lm, 97lm/W, 4000K, integrated fixed output driver, 50khrs@L70, IP20, >CRI80, PC diffuser with white reflector and white trim, supplied with AU certified Flex & Plug	
	DN293B22W4KFW	GreenSpace Gen 4, 22.3W, 2200lm, 100lm/W, 4000K, integrated fixed output driver, 50khrs@L70, IP20, >CRI80, PC diffuser with white reflector and white trim, supplied with AU certified Flex & Plug	
Essential Downlight LED			
	DN105B12W3KDIM	Essential Downlight LED, 12W, 800lm, 100D, 3000K, Trailing Edge Dimming, White Finish, 1.2m Flex and Plug	Consumer Luminaires
	DN105B12W4KDIM	Essential Downlight LED, 12W, 800lm, 100D, 4000K, Trailing Edge Dimming, White Finish, 1.2m Flex and Plug	
GreenPerform LED Highbay			
	BY687P200WL4KRW	BY687P LED200/NW PSR S-WB L3000	GreenPerform LED Highbay Gen2
	BY688P160WL4KFW	BY688P LED160 L3000/NW PSU S-WB	
	BY689P100WL4KFW	BY689P LED100 L3000/NW PSU S-WB	
	BY617ZMB	BY617Z MOUNTING BRACKET	
	BY6XXPMHOOK	MOUNTING HOOK	
GreenUp LED Highbay			
	BY550P160W4KFWB	BY550P LED200/NW PSU WB	GreenUp LED Highbay



PRODUCT IMAGE	PART NUMBER	DESCRIPTION	USE
MR16 Dimmable			
	MLED7W2700K36D	MASTER LED 7W 2700K MR16 36D Dim AU	
	MLED7W3000K36D	MASTER LED 7W 3000K MR16 36D Dim AU	
	MLED7W4000K36D	MASTER LED 7W 4000K MR16 36D Dim AU	
	MLED7W2700K60D	MASTER LED 7W 2700K MR16 60D Dim AU	
	MLED7W3000K60D	MASTER LED 7W 3000K MR16 60D Dim AU	
	MLED7W4000K60D	MASTER LED 7W 4000K MR16 60D Dim AU	
GU10 Dimmable			
	MLED5W40GU1036D	MAS LEDspotMV VLE D 5.3-50W GU10 840 36D	
	MLED5W30GU1036D	MAS LEDspotMV VLE D 5.3-50W GU10 830 36D	
LED Bulb Dimmable			
 	MLED4W27KE14DT	MAS LEDcandle DT 4-25W E14 B38 CL_AP	
	MLED9WA60B22WW	MAS LEDbulb DT 9-60W E27 A60 CL	
	MLED9WA60E27WW	MAS LEDbulb DT 9-60W B22 A60 CL	
LED Bulb			
  	LEDA609WBCWW	LEDBulb 9.5-60W B22 3000K 230V A60 AU/PF	Current Conusmer Range 2016 (15,000hrs)
	LEDA609WESWW	LEDBulb 9.5-60W E27 3000K 230V A60 AU/PF	
	LEDA609WBCCDL	LEDBulb 9-60W B22 6500K 230V A60 AU/PF	
	LEDA609WESCDL	LEDBulb 9-60W E27 6500K 230V A60 AU/PF	
	LEDA6010WBCWW	LEDBulb 10.5-75W B22 3000K 230V A60AU/PF	
	LEDA6010WESWW	LEDBulb 10.5-75W E27 3000K 230V A60AU/PF	
	LEDA6010WBCCDL	LEDBulb 10.5-75W B22 6500K 230V A60AU/PF	
	LEDA6010WESCDL	LEDBulb 10.5-75W E27 6500K 230V A60AU/PF	
	LEDA6013WESWW	LEDBulb 13-90W B22 3000K 230V A60 AU/PF	
	LEDA6013WBCWW	LEDBulb 13-90W E27 3000K 230V A60 AU/PF	
	LEDA6013WBCCDL	LEDBulb 13-90W B22 6500K 230V A60 AU/PF	
	LEDA6013WESCDL	LEDBulb 13-90W E27 6500K 230V A60 AU/PF	
	LEDA6718WESCDL	LEDBulb-18-130w E27 6500K 230V A67	
	LEDA6718WBCCDL	LEDBulb-18-130w B22 6500K 230V A67AU	
LED Deco Classic			
	LEDFILA2.3E14B35	LED Fila 2.3-25W E14 WW B35 ND 1PF AU	LED Decco Classic Range
	LEDFILA2.3E14P45	LED Fila 2.3-25W E14 WW P45 ND 1PF AU	
	LEDFILA4.3B22A60	LED Fila 4.3-40W B22 WW A60 ND 1PF AU	
	LEDFILA4.3E27A60	LED Fila 4.3-40W E27 WW A60 ND 1PF AU	
	LEDFILA7.5B22A60	LED Fila 7.5-60W B22 WW A60 ND 1PF AU	
	LEDFILA7.5E27A60	LED Fila 7.5-60W E27 WW A60 ND 1PF AU	
	LEDFILA2.3E27ST64	LED Fila 2.3-25W E27 WW ST64 ND 1PF AU	
	LEDFILA2.3B22ST64	LED Fila 2.3-25W B22 WW ST64 ND 1PF AU	
	LEDFILA4.3E27ST64	LED Fila 4.3-40W E27 WW ST64 ND 1PF AU	
	LEDFILA4.3B22ST64	LED Fila 4.3-40W B22 WW ST64 ND 1PF AU	
	LEDFILA7.5E27ST64	LED Fila 7.5-60W E27 WW ST64 ND 1PF AU	
	LEDFILA7.5B22ST64	LED Fila 7.5-60W B22 WW ST64 ND 1PF AU	















PRODUCT IMAGE	PART NUMBER	DESCRIPTION	USE
	SMARTSCAN1	Occupancy sensor 360DEG PIR SENSOR WITH ONE CHANNEL	PIR sensor designed for both minor and major movement, with reliable operation up to 7m diameter in office or corridor applications.
	SMARTSCAN2	Occupancy sensor 360DEG PIR SENSOR WITH TWO CHANNEL	
	CRYSECO1	LED Downlight CRYSTAL ECO WH 3K FIXED/GIMBLE	A low maintenance LED downlight that is ideal for residential apartments, foyers, retail, restaurants and clubs where energy efficient and reliable lamp performance is essential.
	CRYSECO2	LED Downlight CRYSTAL ECO S/CHR 3K FIXED/GIMBLE	
	CRYSECO5	LED Downlight CRYSTAL ECO WH 4K FIXED/GIMBLE	
	CRYSECO6	LED Downlight CRYSTAL ECO S/CHR 4K FIXED/GIMBLE	
	Huntsman+100BK	LED Floodlight 100W 9000LM 4K BLACK IP66 C/W FLEX	LED floodlight ideal for commercial and residential yards, entrance areas, building surroundings, BBQ and entertaining spaces and security areas
	HUNTSMANBK	LED Floodlight 1600LM 24W C/W FLEX BLACK	LED floodlight ideal for residential, entrance and security spaces, BBQ areas, entertaining spaces
	MECOLED40	LED Batten 1200MM 40W 4000K	LED batten suitable for commercial, retail and residential applications
	BWP/TECO20W4	Weatherproof LED Batten ECO 20W IP65 4000K	Weatherproof LED batten ideal for multi-storey car parks, light commercial spaces, temporary lighting requirements and covered security applications
	BWP/TECO40W4	Weatherproof LED Batten ECO 40W IP65 4000K	
	ECOPL/3-6/3K	LED Panel 300X600 3000K WHITE	LED panel ideal for offices, hotels, schools, foyers, waiting rooms, shopping centres, retail environments.
	ECOPL/3-6/4K	LED Panel 300X600 4000K WHITE	
	ECOPL/3-6/6.5K	LED Panel 300X600 6500K WHITE	
	F-LEDB1234E	LED Troffer F-LED 300X1200 4000K 23W ECO	LED troffer ideal for commercial interiors, office, particularly suited for BCA and Green Star buildings
	LEOHBO2	LED Lowbay DALI DIM IP65 C/W ELECT C/GEAR 160W	LED lowbay designed for low ceiling industrial spaces, retail distribution centres, storage areas, gymnasiums.
	LEOHBO3	LED Highbay 170W 5000K	LED highbay designed for high ceiling industrial spaces, retail distribution centres, storage areas, gymnasiums.
	LEOHBO4	LED Highbay 250W 5000K	
	VTXC220-165	LED Highbay VTX 165W 22000LM	LED highbay ideal for factories, cold stores, aisles, warehouses, retail stores, workshops, gyms, sports halls, industrial facilities, corrosive areas.
	ECOHB200W850	LED Highbay PIERLUX ECO HIGHBAY 200W 22000LM 5000K	LED highbay ideal for factories, warehouses, workshops, gyms, sports halls, industrial facilities.
	ECOHB150W850	LED Highbay PIERLUX ECO HIGHBAY 150W 16500LM 5000K	



Energy Efficient LED Lighting



PRODUCT IMAGE	PART NUMBER	DESCRIPTION
	FLP12V2M/NDL/S	PRE-WIRED STRIP KIT
	FLP12V2M/WW/S	PRE-WIRED STRIP KIT
	FLP12V5M/NDL/S	PRE-WIRED STRIP KIT
	FLP12V5M/RGB	PRE-WIRED STRIP KIT IP64
	FLP12V5M/WW/S	PRE-WIRED STRIP KIT
	GU10L350DL	LED GU10 LAMP 4W 6K NON-DIM RM2
	GU10L350WW	LED GU10 LAMP 4W 3K NON-DIM RM2
	GU10L550DL	LED GU10 LAMP 6W 6K NON-DIM RM2
	GU10L550WW	LED GU10 LAMP 6W 3K NON-DIM RM2
	GU10LA750WW	9W MULTI-REF 750lm 3K DIMMABLE RM2
	GU10LR750WW	9W MULTI-REF 750lm 3K NON DIM RM2
	LPAR38 DL	12W LED PAR38 6000K IP65 RM1 (24/CTN)
	LPAR38 WW	12W LED PAR38 3000K IP65 RM1 (24/CTN)
	LT8/120CW	T8 LED 1200MM C/WHT W/FUSE 20/CTN A1
	LT8/120DL	T8 LED 1200MM DAY LIGHT W/FUSE B1 20/CTN
	MR16 5W DL	LED MR16 LAMP 5W 6K NON-DIM RM2
	MR16 5W WW	LED MR16 LAMP 5W 3K NON-DIM RM2
	MR16/7W/DL	LED MR16 LAMP 7W 6K NON-DIM WA
	MR16/7W/WW	LED MR16 LAMP 7W 3K NON-DIM WA
	MR16DIM9W/DL	LED MR16 LAMP 9W 12V 6K DIM.
	MR16DIM9W/WW	LED MR16 LAMP 9W 12V 3K DIM. RM2
	PLUTO EGL 12V/15W	AC-DC LED DRIVER 15W C1
	PLUTO EGL 12V/6W	LED DRIVER 12V 6W



PRODUCT IMAGE	PART NUMBER	DESCRIPTION
	S9040 DL WH	LED DOWNLIGHT 10W IP44 6K WH
	S9040 WW WH	LED DOWNLIGHT 10W IP44 3K WH
	S9041 DL WH	LED DOWNLIGHT 10W IP44 6K WH
	S9041 WW SN	LED DOWNLIGHT 10W IP44 3K SN
	S9041 WW WH	LED DOWNLIGHT 10W IP44 3K WH
	S9046 WW WH	LED DOWNLIGHT GIMBAL 9W 3K WH (20/CTN)
	S9048 WW WH	LED SUR. D/L 12W IP20 3K WH G1
	S9053 DP	LED UNIFIT KIT 9W 6K 20/CTN RM1
	S9053 WP	LED DOWNLIGHT MODULE 9W 3K 20/CTN
	S9065 CW	WH LED DOWNLIGHT 10W IP44 4K WH
	S9065 DL WH	LED DOWNLIGHT 10W IP44 6K WH
	S9071 WP WH	LED D/L 11W IP64 3K DIM. WH A1 (16/CTN)
	S9072 WP WH	LED D/L 14W IP64 3K DIM. WH A1 (16/CTN)
	S9073 WP WH	LED D/L 18W IP64 3K DIM. WH C1 12/CTN
	S9074 WP WH	LED D/L 21W 200mm IP64 3K WH C1
	S9075 WP WH	LED D/L 31W 232mm IP64 3K WH C1
	S9076 WP WH	LED D/L 40W 272mm IP64 3K WH C1
	S9714/312 CW	LED PANEL 295 X 1195mm CW WH 2H4
	S9714/312 DL	LED PANEL 295 X 1195mm DL WH 2H5
	S9733/212 CW	LED DIFF BATTEN 160x1226 4K WH F1
	S9733/212 DL	LED DIFF BATTEN 160x1226 5K WH F1
	S9733L/212 CW	LED DIFFUSED BAT.1144x160mm 4K F1
	S9733L/212 DL	LED DIFFUSED BAT.1144x160mm 6K F1
	SDA450	ANALOGUE ROTARY DIMMER 450W TE
	SDD350 TCM	DIGITAL DIMMER 350W TE MASTER
	SDD350 TCS	DIGITAL DIMMER 350W TE SLAVE
	SE7071/30 DL/BK	LED FLOOD LIGHT 30W IP65 5K BK
	SE7071/50 DL/BK	LED FLOOD LIGHT 50W IP65 5K BK



PRODUCT IMAGE	PART NUMBER	DESCRIPTION
	SE7099/150DL/BK	LED FLOODLIGHT 150W IP66 5K BK H2
	SE7099/150DL/SL	LED FLOODLIGHT 150W IP66 5K SL H2
	SE7099/150WW/BK	LED FLOODLIGHT 150W IP66 3K BK H2
	SE7099/150WW/SL	LED FLOODLIGHT 150W IP66 3K SL H2
	SE7099/200DL/BK	LED FLOODLIGHT 200W IP66 5K BK H2
	SE7099/200DL/SL	LED FLOODLIGHT 200W IP66 5K SL
	SE7099/200WW/BK	LED FLOODLIGHT 200W IP66 3K BK H2
	SE7099/200WW/SL	LED FLOODLIGHT 200W IP66 3K SL
	SE7099/50DL/BK	LED FLOODLIGHT 50W IP66 5K BK H2
	SE7099/50DL/SL	LED FLOODLIGHT 50W IP66 5K SL H2
	SE7099/50WW/BK	LED FLOODLIGHT 50W IP66 3K BK H2
	SE7099/50WW/SL	LED FLOODLIGHT 50W IP66 3K SL H2
	SE7099/75DL/BK	LED FLOODLIGHT 75W IP66 5K BK H2
	SE7099/75DL/SL	LED FLOODLIGHT 75W IP66 5K SL H2
	SE7099/75WW/BK	LED FLOODLIGHT 75W IP66 3K BK H2
	SE7099/75WW/SL	LED FLOODLIGHT 75W IP66 3K SL H2
	SE7174/50DL/BK	LED FLOODLIGHT 50W IP65 6K BK
	SHB22/140DL	LED HIGHBAY 140W IP65 5K
	SHB22/240DL	LED HIGHBAY 240W IP65 5K
	SHB23/150	LED HIGHBAY 150W IP65 6K
	SHB23/230	LED HIGHBAY 230W IP65 6K M1
	SL9721/20W DL	LED VANDALPROOF 10/20W IP65 5K
	SL9721/35W DL	LED VANDALPROOF 18/35W IP65 5K
	SLD2000CW	LED BATTEN 20W 600x100mm 4K O2
	SLD4000CW	LED BATTEN 40W 1120x100mm 4K O2
	SO3800/40	LED OYSTER 21W 360mm WHITE
	SO3800/40DL	LED OYSTER 21W 360mm 6K WHITE
	SO3800EM	LED EMERG. OYSTER 360mm WHITE
	SO3800EM DL	LED COMMERCIAL EMERG OYSTER DL A1
	STD/212 CW	LED DIFF. BAT. TWIN 1200mm 4K
	ESS102	SURFACE SOCKET W/MNTING PLATE 100/CTN






Intercom

Comelit (CLT)	80
Dahua (SSE)	90
Legrand (LEG)	91
Omega/Honeywell (OME)	92










Audio Kits





Part No.	Image	Description
8270		Style Kit 0 is the ideal door entry kit which uses 2 wires per handset and is suited to 1 residency. Style Kit 0 has an original and innovative design characterised by its unmistakeable and exclusive blue LEDs, by large name labels and by high sound quality. The Style kit operates via 2 wires. Operating Voltage 12vAC
8271		Style Kit 1 is the ideal door entry kit which uses 5 wires per handset and is suited to 1 residency. Style Kit 1 has an original and innovative design characterised by its unmistakeable and exclusive blue LEDs, by large name labels and by high sound quality. The Style kit operates via 4 common wires and 1 call wire per apartment. Operating Voltage 12vAC
8272		Style Kit 2 is the ideal door entry kit which uses 5 wires per handset and is suited to 2 residencies. Style Kit 2 has an original and innovative design characterised by its unmistakeable and exclusive blue LEDs, by large name labels and by high sound quality. The Style kit operates via 4 common wires and 1 call wire per apartment. Operating Voltage 12vAC
8273		Style Kit 3 is the ideal door entry kit which uses 5 wires per handset and is suited to 3 residencies. Style Kit 3 has an original and innovative design characterised by its unmistakeable and exclusive blue LEDs, by large name labels and by high sound quality. The Style kit operates via 4 common wires and 1 call wire per apartment. Operating Voltage 12vAC
8274		Style Kit 4 is the ideal door entry kit which uses 5 wires per handset and is suited to 4 residencies. Style Kit 4 has an original and innovative design characterised by its unmistakeable and exclusive blue LEDs, by large name labels and by high sound quality. The Style kit operates via 4 common wires and 1 call wire per apartment. Operating Voltage 12vAC

Audio Kit Components








Part No.	Image	Description
3560		1 button door entry panel which comes as part of the 8270 audio kit. Features include a large illuminated name window with LED, complete with speaker unit and volume adjustment. Dimensions of flush-mounted box: 95.5x176.5x35mm
3550		1 & 2 button door entry panel which comes as part of the 8271 and 8272 audio kits. Features include a large illuminated name window with LED, complete with speaker unit and volume adjustment. Dimensions of flush-mounted box: 95.5x176.5x35mm
3552		
3573		3 & 4 button door entry panel which comes as part of the 8273 or 8274 audio kits. Features include illuminated name windows with LED, complete with speaker unit and volume adjustment. Dimensions of flush-mounted box: 95.5x176.5x35mm
3574		
2602		Door-entry phone with electronic call function, conversation button on base, call volume control and privacy function, key button and supplementary button for additional services with independent common. On this model it is not possible to add extra buttons or LEDs. Dimensions: 95x215x58 mm.
1200		Transformer with 230V primary winding, 12V AC / 900 mA secondary winding for continuous use. Dimensions: 53x95x65 mm (3 DIN modules)



Quadra Kits

Part No.	Image	Description
8461M		The kit consists of 1 external Quadra series entry station, 1 power supply unit art. 1209 and 1 Mini series colour receiver with handset. The kit is pre-programmed and ready to use. The kit can be expanded to service up to 4 apartments with up to four internal receivers, simply by adding additional receivers. The Quadra series system is a pure two wire system.
8461V		The kit consists of 1 external Quadra series entry station, 1 power supply unit art. 1209 and 1 Mini series colour hands free receiver. The kit is pre-programmed and ready to use. The kit can be expanded to service up to 4 apartments with up to four internal receivers, simply by adding additional receivers. The Quadra series system is a pure two wire system.
8461I		The kit consists of 1 external Quadra series entry station, 1 power supply unit art. 1209 and 1 Iona series colour hands free receiver. The kit is pre-programmed and ready to use. The kit can be expanded to service up to 4 apartments with up to four internal receivers, simply by adding additional receivers. The Quadra series system is a pure two wire system.
8461X		The kit consists of 1 external Quadra series entry station, 1 power supply unit art. 1209 and 1 Maxi series colour hands free receiver. The kit is pre-programmed and ready to use. The kit can be expanded to service up to 4 apartments with up to four internal receivers, simply by adding additional receivers. The Quadra series system is a pure two wire system.

Quadra Kit Components

Part No.	Image	Description
4893		Quadra series wall-mounted external video entry unit. Die-cast aluminium faceplate, wide-angle colour camera and a single LED for nighttime lighting. Capacitive buttons with possibility to set from 1 to 4 call buttons using dip switches. Indicator LED for call sent, lock-release activated, audio activated and system busy. Adjustment of speaker volume and audio balance. Power supply from bus line. External unit dimensions: 95x195x23 mm.
4793B		Black or Corten faceplate for Quadra entry station
4793C		
1209		Power supply unit with overload and short circuit protection devices. It has two separate continuous outputs: 33VDC for external unit and 20V DC for the monitor power supply. Input voltage 120-230 VAC. Dimensions: 105x85x85 mm (6 DIN modules).
1404		Audio/video switching module for Simplebus Top 2-wire digital systems. To be used in systems with more than one entrance. Power supply from bus line. Dimensions: 60x85x35 mm (4 DIN modules).
1405		Audio/video switching module for Simplebus Top 2-wire digital systems. For use in systems with a maximum of 2 entrances with Quadra series external unit. Power supply from bus line. Dimensions: 35x90x58mm (2 DIN modules)
1409		Remote camera module for Simplebus Top 2-wire digital systems. Allows management of up to 3 colour cameras in cyclical sequence from door entry monitors using a dedicated button. 12 Vac or 20 Vdc power supply. Dimensions: 60x85x35 mm (4 DIN modules).
		For additional monitors and monitor accessories to add to Quadra Kits, refer to Simple Bus Receivers on Page



VIP Video Kits

Part No.	Image	Description
8501HIM		The kit consists of 1 external unit for ViP kits 4894HIM, 1 power supply unit art. 1595 and 1 PC-Intercom software art. 1454K. The kit is pre-programmed and ready to use. The kit can be expanded with other products from the ViP catalogue. Compatible with H.264 video format.
8513HIM		The kit consists of 1 external unit for ViP kits 4894HIM, 1 power supply unit art. 1595, 1 power supply unit art. 1441B, 1 master gateway 1456. The kit is pre-programmed and ready to use, except for 1456 gateway configuration which must be carried out via internal web server. The kit can be expanded with other products from the ViP catalogue. Compatible with H.264 video format.
8521		The kit consists of 1 external unit for ViP kits 4894HIM, 1 power supply unit art. 1595, 1 power supply unit art. 1441B, 1 switch art. 1440, 1 Icona monitor art. 6602WK, 1 flush-mounted box art. 6117, 1 wall bracket art. 6620. The kit is pre-programmed and ready to use. The kit can be expanded with other products from the ViP catalogue. Compatible with H.264 video format.
8531		The kit consists of 1 external unit for ViP kit 4894HIM, 1 power supply unit art. 1595, 1 power supply unit art. 1441B, 1 slave gateway art. 1456S, 1 Icona monitor art. 6602WK, 1 flush-mounted box art. 6117, 1 wall-mounted bracket art. 6620. The kit is pre-programmed and ready to use, except for 1456S gateway configuration which must be carried out via internal web server. The kit can be expanded with other products from the ViP catalogue. Compatible with H.264 video format.

VIP Kit Components

Part No.	Image	Description
4894HIM		The kit consists of 1 colour audio/video unit art. 4682HKC, 1 module with 1 button art. 33411M, 1 flush-mounted box art. 3110/1, 1 frame complete with finishing frame art. 3311/1S
1595		Power supply unit 110-230V input and 33Vdc 500 mA continuous output, and 1.2A inrush current for external unit with IKALL entrance panel. Equipped with internal protection against overcurrent and short circuits. Dimensions: 71.7x90x62 mm (4 DIN modules).
1440		PoE Ethernet switch with 2 ports (10/100 Mb) and 4 ports (10 MB). Dimensions 66 x 85 x 35 mm
1441B		Power supply unit with 110Vac/240Vac input and 48Vdc output. 30W power. DIN bar power supply unit (4 DIN modules). Dimensions: 72x93x56mm
1456		Apartment gateway in master version (does not require presence of door entry monitors). Allows the operation of door entry monitor system via tablets and smartphones using the Comelit ViP App, which can be downloaded free of charge. This function can be used locally via a Wi-Fi network or on portable devices using 3G (or higher) networks; automatic switching between Wi-Fi and 3G networks according to availability. In all cases, the gateway should be connected to an ASDL router or another device guaranteeing local Wi-Fi and mobile 3G connectivity.
1456S		Apartment gateway in slave version (requires presence of a door entry monitor). Allows the operation of door entry monitor system via tablets and smartphones using the Comelit ViP App, which can be downloaded free of charge. This function can be used locally via a Wi-Fi network or on portable devices using 3G (or higher) networks; automatic switching between Wi-Fi and 3G networks according to availability. In all cases, the gateway should be connected to an ASDL router or another device guaranteeing local Wi-Fi and mobile 3G connectivity.
		For additional monitors and monitor accessories to add to VIP Kits, refer to VIP Receivers on Page








Simplebus Ikall Series Entry Stations









Part No.	Image	Description
3110/1		1 Module flush mount back box. Dimensions 118x118x45mm
3110/2		2 Module flush mount back box. Dimensions 207x118x45mm
3110/3		3 Module flush mount back box. Dimensions 297x118x45mm
3110/4		4 Module flush mount back box. Dimensions 388x118x45mm
3311/1		1 Module frame Anthracite colour. Dimensions 125x125x37mm
3311/2		2 Module frame Anthracite colour. Dimensions 125x215x37mm
3311/3		3 Module frame Anthracite colour. Dimensions 125x305x37mm
3311/4		4 Module frame Anthracite colour. Dimensions 125x395x37mm
3316/1		Stainless steel surface-mounted housing. Dimensions 123x123x32.5 mm
3316/2		Stainless steel surface-mounted housing. Dimensions 123x213x32.5 mm
3316/3		Stainless steel surface-mounted housing. Dimensions 123x303x32.5 mm
3316/4L		Stainless steel surface-mounted housing. Dimensions 123x393x32.5 mm
1622		Audio speaker unit for Simplebus system, complete with terminal block and digital audio management system with Eco-cancelling, watertight loudspeaker and electrets microphone, loudspeaker volume can be adjusted from the front. On-board electronic lock-release function (3A), plus a 10A relay. For use in modules Art. 33400, 33401 and 33402. Dimensions: 102x55x38 mm.
4680C		Simplebus Color system audio/video unit with terminal block complete with front-adjustable wide-angle 1/4" colour camera and LED camera illumination. Complete with terminal block and digital audio management system with Eco-cancelling, watertight loudspeaker and electrets microphone, loudspeaker volume can be adjusted from the front. On-board electronic lock-release function (3A), plus C, NC, NO contacts for 10A relay. For use in modules Art. 33410, 33411 and 33412. Dimensions: 102x55x38 mm.
33400		Module designed for audio speaker unit, with black screen-printed faceplate. To be fitted with an audio speaker unit depending on the cabling system used. Zero button, 1 button and 2 button options. Dimensions 112x89.5x32 mm.
33401		
33402		
33410		Module designed for audio/video speaker unit, with black screen-printed faceplate. To be fitted with a suitable video entry speaker unit depending on the cabling system used. Zero button, 1 button and 2 button options. Dimensions 112x89.5x32 mm.
33411		
33412		
33433		3, 4 and 6 button IKALL entrance panel module for Simplebus system. Nameplate lighting options: blue/white/off. Dimensions 112x89.5x40 mm
33434		
33436		
33400M		Module designed for audio speaker unit, with stainless steel faceplate. To be fitted with an audio speaker unit depending on the cabling system used. Zero button, 1 button and 2 button options. Dimensions 112x89.5x32 mm.
33401M		
33402M		
33410M		Module designed for audio/video speaker unit, with stainless steel faceplate. To be fitted with a suitable video entry speaker unit depending on the cabling system used. Zero button, 1 button and 2 button options. Dimensions 112x89.5x32 mm.
33411M		
33412M		
33433M		3, 4 and 6 button IKALL entrance panel module for Simplebus system with stainless steel finish. Nameplate lighting options: blue/white/off. Dimensions 112x89.5x40 mm
33434M		
33436M		
3360AM		Complete with 128x64 graphic LCD display and 21-button backlit keypad with blue LEDs. Black finish. Functions as a coded electronic key module. It has an electronic directory module which can store up to 3800 user names and 6400 lock-release passwords. Names can be scrolled using the two search buttons or by entering the initial letter of the required name. Once the right name has been found, simply press the call button. The user code can also be entered directly to make the call.
3360AM		
3348		Access control keypad with LED backlighting. Options: blue, white and off. When a number with between 1 and 8 digits is entered on the keypad, two relays (10A) are activated, allowing electric door locks or other devices to be operated. 12 V AC/DC power supply. Dimensions: 112x89.5x40 mm. Available in Stainless Steel finish (M)
3348M		
SK9000I		Unit complete with SimpleKey Basic access control device. Independent control unit module + integrated Mifare(R) reader. Airtight PVC case. Capacity: 1500 keys. Programming via single master card. The system is activated when the first card is passed in front of the unit which has not yet been used. It is converted into a master card, to which others may be added. Power supply unit 12-24 V AC/DC or 33V DC.
SK9001I		Simplekey Advanced access control unit, complete with Mifare proximity reader + control unit. Resin filled case. Capacity: 1500 keys. LED for system status indication. Recording of the previous 1,400 events. System programming through USB encodr and Simplekey Advanced software. Option to create complex building systems without the need for a physical connection. 12-24 V DC/AC or 33V DC.
3349		Module set up for use with Simplekey reader part. SK9000I, SK9001I and SK9030I. Dimensions 112x89.5x22 mm. Available in Black or Stainless Steel finish
3349M		



3one6 Series Entry Stations

Part No.	Image	Description
3451 Sense		Simplebus Color system audio/video unit with Stainless steel faceplate comprising touch capacitive numbering and Braille identification and LCD directory screen. Front-adjustable wide-angle 1/4" colour camera and LED camera illumination. Audiovisual indications for disabled individuals. 33Vdc power supply via Art. 1595. On-board electronic lock-release function (3A), plus C, NC, NO contacts for 10A relay. Dimensions: 102x55x38 mm.
3451A Sense		Simplebus system audio unit with Stainless steel faceplate comprising touch capacitive numbering and Braille identification and LCD directory screen. Audiovisual indications for disabled individuals. 33Vdc power supply via Art. 1595. On-board electronic lock-release function (3A), plus C, NC, NO contacts for 10A relay. Dimensions: 102x55x38 mm.
3453 Touch		Simplebus Color system audio/video unit with Stainless steel faceplate comprising 8.5" touchscreen. Front-adjustable wide-angle 1/4" colour camera and LED camera illumination. IP 54 weather rating, IK 08 impact rating. 33Vdc power supply via Art. 1596A. On-board electronic lock-release function (3A), plus C, NC, NO contacts for 10A relay. Dimensions: 102x55x38 mm.
3459		Roof for 3one6 Sense stainless steel entry station complete with LED's
3462/6		Stainless steel surface mount housing for 3one6 Sense and Touch

Simplebus Control Hardware

1595		Power supply unit 110-230V input and 33Vdc 500 mA continuous output, and 1.2A inrush current for external unit with IKALL entrance panel. Equipped with internal protection against overcurrent and short circuits. Dimensions: 71.7x90x62 mm (4 DIN modules).
1596A		Power supply unit with 110-230V primary and 33Vdc 1.8A continuous output for 316 range entrance panels. Equipped with internal protection against current overload and short circuits. Dimensions: 71.7x90x62 mm (4 DIN modules).
4888C		The video mixer/power supply receives the signal from the entry station and superimposes the monitor power supply for the riser. Up to 100 devices can be connected, distributed over 4 outputs. Fitted with LED which signals any shortcircuits on the lines. Dimensions: 140X140X67 mm (8 DIN modules).
1224A		Switching device for audio or audio-video systems with 2 or more entrances. Complete with 2 DIP Switches with 8 positions for defining the user range of the riser. 12V AC power supply. Dimensions: 60x85x35 mm (4 DIN modules).
1424		Switching device 1424 can be used to create Simplebus systems of up to 120,000 users. It has a self-powering function for the LSJLS input, which allows riser management without requiring a dedicated secondary external unit. Power supply 12Vac -20Vdc. 4 DIN modules. Dimensions 60x85x35mm.
4834/9		Line concentrator for Simplebus video system. Allows distribution of the signal on 9 risers. Does not require a power supply. Only to be mounted on the part of the system on input into the mixers art. 4888C Simplebus 1 part. Dimensions: 66X85X35 mm (4 DIN modules).
Z002-1256		Intelligent Simplebus device for controlling a 12-24 V relay contact. If used in mixed audio/video systems, the actuator relay needs a video filter to be purchased separately. Power supply: 12V AC or 20V DC. Dimensions: 66X85X35 (4 DIN modules).
1195		Transformer applicable to din rail (6 modules), input 230v ac/50-60 hz, output 12v/24v ac with terminal strip.











Simplebus Receivers

Part No.	Image	Description
2608		Audio only handset for Simplebus cabling with volume control, privacy of speech, call tone privacy, door open push button and supplementary push button for porter switchboard calls. Complete with dip-switch with 8 positions for selection of the desired user code. Dimensions: 95X215X58mm
2638		Telephone with electronic call call tone adjustment, privacy of speech, call tone privacy, door open pushbutton and supplementary pushbutton for porter switchboard call or free (C/N.O.). For use with mixed audio/video intercom systems. Dimensions: 95X215X58 mm.
6228W		Hands-free door-entry phone with electronic call, call volume adjustment, privacy service, loudspeaker volume adjustment and conversation privacy. Colour: White. Dimensions: 90x160x28 mm.
6228B		Hands-free door-entry phone with electronic call, call volume adjustment, privacy service, loudspeaker volume adjustment and conversation privacy. Colour: black. Dimensions: 90x160x28 mm.
6700W		Wall-mounted monitor with 4.3" 16/9 BW screen and handset. Allows brightness and contrast control, plus adjustment of the volume of the ringtone, which can be customised with a choice of different melodies. Equipped as standard with 4 soft touch buttons for door-opening, self-ignition, switchboard call and privacy service functions and with door status indicator LEDs. Dimensions: 175x160x22mm.
6701W		Wall-mounted monitor with 4.3" 16/9 colour screen and handset. Allows brightness and contrast control, plus adjustment of the volume of the ringtone, which can be customised with a choice of different melodies. Equipped as standard with 4 soft touch buttons for door-opening, self-ignition, switchboard call and privacy service functions and with door status indicator LEDs. Dimensions: 175x160x22mm.
6701B		Wall-mounted monitor with 4.3" 16/9 colour screen and handset. Allows brightness and contrast control, plus adjustment of the volume of the ringtone, which can be customised with a choice of different melodies. Equipped as standard with 8 soft touch buttons for door-opening, self-ignition, switchboard call and privacy service functions and with door status indicator LEDs. Dimensions: 175x160x22mm.
6721W		Wall-mounted hands free monitor with 4.3" 16/9 colour screen and handset. Allows brightness and colour control, plus adjustment of the ringtone volume, which can be customised by choosing one of several different melodies. Equipped with 4 soft-touch buttons for lock-release, self-ignition, switchboard call and privacy function management as standard, and with door status indicator LED. Dimensions 175x160x22 mm.
6601W		Flush-mounted or wall-mounted colour monitor with 4.3" 16/9 screen. Full-Duplex hands-free audio and touch-sensitive controls. Allows adjustment of brightness level, contrast, audio volume and ringtone volume. Fitted as standard with a key button, enable/disable audio button with corresponding indicator LEDs and a further 7 programmable buttons for self-ignition, privacy service and other programmable functions. Dimensions 142.5x147x23 mm.
6801W		Colour monitor for flush-mounting or wall-mounting with 7" 16/9 screen, hands-free full-duplex audio and touch sensitive controls. Allows brightness, contrast and audio volume control, plus adjustment of the volume of the ringtone, which can be customised with a choice of different melodies. Equipped as standard with control buttons for lock-release and audio enable/disable with relative indicator LEDs, plus 6 further buttons for self-ignition, privacy service and other programmable functions. Dimensions: 223x124x25mm.
1998A		Porter switchboard in desk version with digital keypad and 32 character alphanumeric display. Allows the user code and name to be called and of the user calling to be displayed, keeping the unanswered calls stored in the memory. Day/Night mode and user/user intercom service. Dimensions: 158x223x35 mm.
1998VC		The porter switchboard in its desk version with alphanumeric digital keypad and 3.5" colour display, for viewing visitors and controlling entrances. Allows the code and name of the called and calling users to be displayed, keeping unanswered calls stored in the memory. Day/Night mode and user/user intercom service. Dimensions: 193x223x65 mm.



Simplebus Receiver Accessories

Part No.	Image	Description
2642/W16		White desk conversion kit for all the telephones in the Style series. Complete with 1.5 mt of white cable and connection bushing fitted with 16 connection terminals. Dimensions 84X189X32 mm.
6711		Adaptor plate for Mini monitor w/ handset. For use for replacement of Genius and Bravo series monitors
6712		Desk Base for Mini and Mini HF series monitors
6117		Flush mounted box for Icona monitor Dimensions: 132x132x50mm
6612		Adjustable tilt desk base converts the Smart monitor into a desktop version. Complete with 1 x 2 m labelled RJ45 cable for connecting the monitor terminals to the clasp or to a residential series jack. Dimensions: 145x190x120 mm.
6620		Surface mount bracket for Icona monitor
6817		Recess mount bracket for Maxi monitor
6820		Surface mount bracket for Maxi monitor







VIP Ikall Series Entry Stations










Part No.	Image	Description
3110/1		1 Module flush mount back box. Dimensions 118x118x45mm
3110/2		4 Module flush mount back box. Dimensions 207x118x45mm
3110/3		3 Module flush mount back box. Dimensions 297x118x45mm
3110/4		4 Module flush mount back box. Dimensions 388x118x45mm
3311/1A		1 Module frame Anthracite colour. Dimensions 125x125x37mm
3311/2A		2 Module frame Anthracite colour. Dimensions 125x215x37mm
3311/3A		3 Module frame Anthracite colour. Dimensions 125x305x37mm
3311/4A		4 Module frame Anthracite colour. Dimensions 125x395x37mm
3316/1		Stainless steel surface mounted housing. Dimensions 123x123x32.5 mm
3316/2		Stainless steel surface mounted housing. Dimensions 123x213x32.5 mm
3316/3		Stainless steel surface mounted housing. Dimensions 123x303x32.5 mm
3316/4L		Stainless steel surface mounted housing. Dimensions 123x393x32.5 mm
1682		Audio speaker unit for VIP system, complete with terminal block and digital audio management system with Eco-cancelling, watertight loudspeaker and electrets microphone, loudspeaker volume can be adjusted from the front. On-board electronic lock-release function (3A), plus a 10A relay. For use in modules Art. 33400, 33401 and 33402. Dimensions: 102x55x38 mm.
4682HC		VIP Color system audio/video unit with terminal block complete with front-adjustable wide-angle 1/4" colour camera and LED camera illumination. Complete with terminal block and digital audio management system with Eco-cancelling, watertight loudspeaker and electrets microphone, loudspeaker volume can be adjusted from the front. On-board electronic lock-release function (3A), plus C, NC, NO contacts for 10A relay. For use in modules Art. 33410, 33411 and 33412. Dimensions: 102x55x38 mm.
33400		Module designed for audio speaker unit, with black screen-printed faceplate. To be fitted with an audio speaker unit depending on the cabling system used. Zero button, 1 button and 2 button options. Dimensions 112x89.5x32 mm.
33401		
33402		
33410		Module designed for audio/video speaker unit, with black screen-printed faceplate. To be fitted with a suitable video entry speaker unit depending on the cabling system used. Zero button, 1 button and 2 button options. Dimensions 112x89.5x32 mm.
33411		
33412		
33433		3, 4 and 6 button IKALL entrance panel module for Simplebus system. Nameplate lighting options: blue/white/off. Dimensions 112x89.5x40 mm
33434		
33436		
33400M		Module designed for audio speaker unit, with stainless steel faceplate. To be fitted with an audio speaker unit depending on the cabling system used. Zero button, 1 button and 2 button options. Dimensions 112x89.5x32 mm.
33401M		
33402M		
33410M		Module designed for audio/video speaker unit, with stainless steel faceplate. To be fitted with a suitable video entry speaker unit depending on the cabling system used. Zero button, 1 button and 2 button options. Dimensions 112x89.5x32 mm.
33411M		
33412M		
33433M		3, 4 and 6 button IKALL entrance panel module for Simplebus system with stainless steel finish. Nameplate lighting options: blue/white/off. Dimensions 112x89.5x40 mm
33434M		
33436M		
3360AM		Complete with 128x64 graphic LCD display and 21-button backlit keypad with blue LEDs. Black finish. Functions as a coded electronic key module. It has an electronic directory module which can store up to 3800 user names and 6400 lock-release passwords. Names can be scrolled using the two search buttons or by entering the initial letter of the required name. Once the right name has been found, simply press the call button. The user code can also be entered directly to make the call.
3360AM		
3348		Access control keypad with LED backlighting. Options: blue, white and off. When a number with between 1 and 8 digits is entered on the keypad, two relays (10A) are activated, allowing electric door locks or other devices to be operated. 12 V AC/DC power supply. Dimensions: 112x89.5x40 mm. Available in Stainless Steel finish (M)
3348M		
SK9000I		Unit complete with SimpleKey Basic access control device, independent control unit module + integrated Mifare(R) reader. Airtight PVC case. Capacity: 1500 keys. Programming via single master card. The system is activated when the first card is passed in front of the unit which has not yet been used. It is converted into a master card, to which others may be added. Power supply unit 12-24 V AC/DC or 33V DC.
SK9001I		Simplekey Advanced access control unit, complete with Mifare proximity reader + control unit. Resin filled case. Capacity: 1500 keys. LED for system status indication. Recording of the previous 1,400 events. System programming through USB encoder and Simplekey Advanced software. Option to create complex building systems without the need for a physical connection. 12-24 V DC/AC or 33V DC.
3349		Module set up for use with Simplekey reader part. SK9000I, SK9001I and SK9030I. Dimensions 112x89.5x22 mm. Available in Black or Stainless Steel finish
3349M		



VIP 3one6 Series Entry Stations









Part No.	Image	Description
3452 Sense		VIP Color system audio/video unit with Stainless steel faceplate comprising touch capacitive numbering and Braille identification and LCD directory screen. Front-adjustable wide-angle 1/4" colour camera and LED camera illumination. Audiovisual indications for disabled individuals. 33Vdc power supply via Art. 1595 On-board electronic lock-release function (3A), plus C, NC, NO contacts for 10A relay. Dimensions: 102x55x38 mm.
3454H Touch		VIP Color system audio/video unit with Stainless steel faceplate comprising 8.5" touchscreen. Front-adjustable wide-angle 1/4" colour camera and LED camera illumination. IP 54 weather rating, IK 08 impact rating. 33Vdc power supply via Art. 1596A On-board electronic lock-release function (3A), plus C, NC, NO contacts for 10A relay. Dimensions: 102x55x38 mm.
3459		Roof for 3one6 Sense stainless steel entry station complete with LED's
3462/6		Stainless steel surface mount housing for 3one6 Sense and Touch

VIP Control Hardware

1595		Power supply unit 110-230V input and 33Vdc 500 mA continuous output, and 1.2A inrush current for external unit with IKALL entrance panel. Equipped with internal protection against overcurrent and short circuits. Dimensions: 71.7x90x62 mm (4 DIN modules).
1596A		Power supply unit with 110-230V primary and 33Vdc 1.8A continuous output for 316 range entrance panels. Equipped with internal protection against current overload and short circuits. Dimensions: 71.7x90x62 mm (4 DIN modules).
1440		POE Network Switch with one input, one output (10/100 Mb) and 4 output ports (10 MB). Dimensions 66 x 85 x 35 mm
1441		230Vac/110Vac 100W power supply unit - 55Vdc with DIN bar (6 modules). Dimensions 99 x 93 x 53 mm
1443		Intelligent device for commanding one 10A relay (local) for general use. For operational use and programming, please follow instructions in the technical documentation. RJ 45 connector Dimensions: 66 x 85 x 35 mm (4 DIN modules).
1456		Apartment gateway in master version, does not require a Comelit monitor. Allows the operation of door entry monitor system via tablets and smartphones using the Comelit ViP App. This function can be used locally via a Wi-Fi network or on portable devices using 3G (or higher) networks; automatic switching between Wi-Fi and 3G networks according to availability. In all cases, the gateway should be connected to an ASDL router. Depending on bandwidth limitations, the gateway can serve up to 15 appliances. Dimensions: 70x90x62 mm (4 DIN modules)
1456S		Apartment gateway in slave version, requires a Comelit monitor in Master mode. Allows the operation of door entry monitor system via tablets and smartphones using the Comelit ViP App. This function can be used locally via a Wi-Fi network or on portable devices using 3G (or higher) networks; automatic switching between Wi-Fi and 3G networks according to availability. In all cases, the gateway should be connected to an ASDL router. Depending on bandwidth limitations, the gateway can serve up to 15 appliances. Dimensions: 70x90x62 mm (4 DIN modules)
1456B		Ethernet interface allowing communication between the Comelit ViP door entry monitor system and a common building internet service. Equipped with an input for the connection of distributor Art. 1440 and 4 outputs. It does not require a dedicated power supply and has a facility for an additional power supply to Comelit ViP internal units via Art. 1441. Dimensions: 70x90x62 mm (4 DIN modules).
1456G		Interface allowing the connection of third party Home Automation devices and SIP Integration. 1 port for connection to part. 1440 and 4 ports for connection to the ViP monitor, and other network devices on the private network. Dimensions 70x90x62 mm (4 DIN modules).



VIP Receiver

Part No.	Image	Description
2633		Telephone with electronic call tone adjustment, privacy of speech, call tone privacy, door open pushbutton and supplementary pushbutton for porter switchboard call or free (C/N.O.). Dimensions: 95X215X58 mm.
6203W		Hands-free door-entry phone with electronic call, call volume adjustment, privacy service, loudspeaker volume adjustment and conversation privacy. Colour: White. Dimensions: 90x160x28 mm.
6203B		Hands-free door-entry phone with electronic call, call volume adjustment, privacy service, loudspeaker volume adjustment and conversation privacy. Colour: black. Dimensions: 90x160x28 mm.
6602W		Flush-mounted or wall-mounted colour monitor with 4.3" 16/9 screen, Full-Duplex hands-free audio and touch-sensitive controls. Allows adjustment of brightness level, contrast, audio volume and ringtone volume. Fitted as standard with a key button, enable/disable audio button with corresponding indicator LEDs and a further 7 programmable buttons for self-ignition, privacy service and other programmable functions. Dimensions 142.5x147x23 mm.
6802W		Colour monitor for flush-mounting or wall-mounting with 7" 16/9 screen, hands-free full-duplex audio and touch sensitive controls. Allows brightness, contrast and audio volume control, plus adjustment of the volume of the ringtone, which can be customised with a choice of different melodies. Equipped as standard with control buttons for lock-release and audio enable/disable with relative indicator LEDs, plus 6 further buttons for self-ignition, privacy service and other programmable functions. Dimensions: 223x124x25mm.
1952		The porter switchboard in its desk version with alphanumeric digital keypad and 3.5" colour display, for viewing visitors and controlling entrances. Allows the code and name of the called and calling users to be displayed, keeping unanswered calls stored in the memory. Day/Night mode and user/user intercom service. Dimensions: 193x223x65 mm.
1448		Software on USB micro-key for simple management and control of all the typical functions of the porter switchboard. In addition to the classic functions of ViP video door entry monitors, it receives and forwards audio/video calls and manages alarms in the apartments; it has a directory of actuators, internal and external units which, when programmed, easily identify the apartment and the external unit which made the call. It also has a recordings archive which stores all calls (made, managed, lost and forwarded) from internal/external units and alarms. It can also send messages to internal units.
Remote App		Smartphone or Tablet App available for both Apple IOS and Android. Available for free download. Comelit Remote App allows the VIP intercom calls to be answered via portable device, view camera images and record intercom call. Able to be used locally via Wi Fi or remotely via 3/4g






Intercom



PRODUCT IMAGE	PART NUMBER	DESCRIPTION	USE
	MID-INT-KIT1000	IP Intercom KIT 7" Touch Monitor WHITE	Surface mounted Door Station and Monitor
	MID-INT-KIT1010	IP Intercom KIT 7" Touch Monitor BLACK	Surface mounted Door Station and Monitor
	MID-INT-KIT1020	IP Intercom KIT 7" WHITE + S.STEEL STN	All weather flush mounted Stainless Steel front Door Station separates this kit from others.
	MID-VTNS1060A	IP 6 Channel PoE Switch DC24V (requires POW1057 power supply)	Central point for connecting IP Intercom components and powering them. Can be daisy chained and link to a 'regular' IP network. Can be used to add extra door stations and monitors to a system.
	MID-PFT1300	Passive (inline) PoE Extender	This device can be used to extend a PoE cable run by 100m. By using a small amount of power from the PoE source at the end of the first 100m the signal is extended to a second run of up to 100m. Maximum of 2 can be used to give a total of 300m.



PRODUCT IMAGE	PART NUMBER	DESCRIPTION	USE
	369200	Door entry systems, Colour video & audio door entry kits, 2 wire, Kit 7" handsfree colour video monitor white & aluminium street panel with LED	High performance door entry system Conveniently packed as a kit - all products included Elegant slimline design Easy installation - no programming Easy wiring Add extra internal monitors with ease
	369210	Door entry systems, Colour video & audio door entry kits, 2 wire, Kit 7" handsfree colour video monitor black & aluminium street panel with LED	
	369083	Door entry systems, Colour video & audio door entry kits, 4 wire, Kit 7" handsfree colour video monitor white & aluminium street panel with LED	



Intercom






PRODUCT IMAGE	PART NUMBER	DESCRIPTION	USE
	A4-KW08MTKIT	VIDEO INTERCOM KIT MONITOR & CAMERA 36 GROUP OF PHOTOS CO/ MEMORY	Audio/Video door entry system. 8" colour screen. Separate door latch available.
	A4-KW10MKIT	VIDEO INTERCOM KIT SD VIDEO AND PHOTO MEMORY	Audio/Video door entry system. 10" colour screen. Separate door latch available.

Lifestyle Control (Automation)







ABB (ABB).....	94
Clipsal (CLI).....	95
Environexus (ENV).....	100
KNX	102
Legrand (LEG)	105
Leviton (ACO).....	106





PRODUCT IMAGE	PART NUMBER	DESCRIPTION	USE
	M20321	Welcome M Video 1 family kit,, 4.3" handsfree Video outdoor station, 1/2 pushbutton, aluminium Flush mounted box, size 1/2 Mini system controller 4.3" video hands-free indoor station, white	Door Entry System
	M20361	Welcome M Basic Kit Mini video outdoor station, 1 pushbutton Basic 4.3" video hands-free indoor station Mini system controller	Door Entry System
	83350-500	IP-Gateway	Enables Smartphones (iOS and Android) and tablet by installing the app as video indoor station. Supports both Wi-Fi and remote access under 3G/4G with the help of service provider. Enables the integration with ABB Comfort touch as indoor station. PC interface efficiently programs telephone gateway products.



PRODUCT IMAGE	PART NUMBER	DESCRIPTION	USE
	5005C305B	C-Bus Cable, C-Bus Cat.5e, 4 pair, UTP cable, solid conductors, LSZH sheath, 305 metres.	
	5031NMMIRL	C-Bus 30 Mechanism Wall Switches, Master Mech, 30 Mech C-Bus Wall Switch Mech, Master, inc. IR receiver.	
	5031NMML	C-Bus 30 Mechanism Wall Switches, Master Mech, 30 Mech C-Bus Wall Switch Mech, Master.	
	5031NMS	C-Bus 30 Mechanism Wall Switches, Slave Mech, 30 Mech C-Bus Wall Switch Mechanism, Slave.	Plugs into the bottom of the master switch to make up 2gang up to 4 gang.
	5031PEWP-GY	C-Bus Light Level Sensor, 2000 Series, 56 Series, Light Level Sensor, 40 - 1600lux, Weatherproof. The Light Level Sensor is a C-Bus input device which measures the ambient light levels and converts this information into messages sent across the C-Bus network. C-Bus output units (relays and dimmers) can be configured to respond to such messages, allowing automatic regulation and control of lighting levels	
	5080LC-8	Accessories for the C-Bus Saturn Wall Switch Range, Pre-labelled Button Caps, Pre-Labelled Button Caps for C-Bus Saturn Style Wall Switches. Pack of 66 caps, individually printed with commonly used labels such as "Family", "Lounge", "Scene 1", "Meeting", etc. Each pack contains one of each individually labelled Button Cap.	
	5085DF-COLOR Facia	C-Bus Saturn and Neo Dynamic Labelling Technology (DLT) Wall Switches, C-Bus Saturn DLT Wall Switch, Glass Fascia, As well as White Glass fascia (-GF) and Pure White Glass fascia (-PW), Saturn is available as standard in Cream (-380), Black (-680) and Mid-Brown (-780), 5 Button DLT, Glass Fascia.	
	5085DL-PW	C-Bus Saturn and Neo Dynamic Labelling Technology (DLT) Wall Switches, C-Bus Saturn DLT Wall Switch, Glass Fascia, As well as White Glass fascia (-GF) and Pure White Glass fascia (-PW), Saturn is available as standard in Cream (-380), Black (-680) and Mid-Brown (-780), 5 Button DLT, Glass Fascia.	
	5086NL-380	C-Bus Saturn Wall Switches, C-Bus Saturn Wall Switch, Glass Fascia, As well as White Glass fascia (-GF) and Pure White Glass fascia (-PW), Saturn is available as standard in Cream (-380), Black (-680) and Mid-Brown (-780), 6 Button, Glass Fascia.	
	5086NL-680		
	5086NL-780		
	5086NL-GF		
	5086NL-J80		
	5086NL-PW		
	5100CT80	C-Bus Current Measurement Unit, Split core current transformer, 2-wire, 0A - 80A.	Mesuring Energy usage on a electrical curcuit



PRODUCT IMAGE	PART NUMBER	DESCRIPTION	USE
	5100DTSF	Temperature sensor, FLAT, 4.5mm wide, 7mm high, 20mm long, cable length 2m.	
	5100P24/2700AU	Power Supply, suits C-Bus 6.4" Colour Touch Screen Controller, V3, 24V DC 2.7A.	
	5102BCLEDL	C-Bus Bus Coupler Input Unit, 2 Channel Bus Coupler, with remote LED facility.	
	5104BCL	C-Bus Bus Coupler Input Unit, 4 Channel Bus Coupler, supports on-board scenes.	
	5104DTSI	C-Bus Digital Temperature Sensor Input unit, 4 channel (temperature sensors must be purchased separately).	
	5200WHC2	Wiser Home Control Mk2	
	5500BUR	C-Bus PC Interface housed in a 4M DIN Rail enclosure. These units have two C-Bus connections (2 x RJ45 sockets). Two versions available, one with an RS-232 port and the other with a USB port, C-Bus Network Burden, RJ45, Pack of 10.	
	5500CN2	C-Bus Network Interface V2.	provides a two way cbus to ethernet allowing cbus instalation to be accessed remotely.
	5500NB	C-Bus Network Bridge, C-Bus Network Bridge housed in a 4M DIN Rail enclosure. The Network Bridge has two C-Bus connections (2 x RJ45 sockets) for each side of the Network Bridge, C-Bus Network Bridge.	allows you to expain cbus networks
	5500PCU	C-Bus PC Interface housed in a 4M DIN Rail enclosure. These units have two C-Bus connections (2 x RJ45 sockets). Two versions available, one with an RS-232 port and the other with a USB port, C-Bus PC interface (USB).	used for programming cbus through tool kit
	5500PS	C-Bus Power Supply, DIN Rail Mounted, C-Bus Power Supply, DIN Rail mounted, 350mA.	provides power to cbus network not required all the time.
	5501FRE	C-Bus DIN Rail Mounted Sweep Fan Control Relay, Wall mounting enclosure to suit L5501RFCP Sweep Fan Control Relay.	Used to control Sweep fans via cbus.
















PRODUCT IMAGE	PART NUMBER	DESCRIPTION	USE
	5501RE	C-Bus DIN Rail Mounted Motorised Blind/Curtain/Shutter Relay Unit, DIN Rail mounted, 1 channel C-Bus Relay Unit for the control of motorised blinds, curtains or shutters. Operates 250V AC and 24V AC or 24V DC motors up to 2A, Wall mounting enclosure to suit L5501RBCP C-Bus Blind/Curtain/Shutter Relay.	Used to control motorised Blinds ,curtains
	5502DAL2PS	C-Bus DIN Rail Mounted DALI Gateway, C-Bus DALI Gateway for 2 DALI Networks, complete with two DALI power supplies (one for each DALI Network).	Interface into Dali Light fittings
	5504CMU	C-Bus Current Measurement Unit, C-Bus current measurement unit, accommodates up to four 2-wire current transformers.	This unit measures and reports energy usage and diplay on Touch screens
	5750WPL-GY	C-Bus Passive Infrared Occupancy Detectors, Please note: C-Bus, depending on the installation design, can provide an energy efficient solution, 110 degree PIR Occupancy Sensor, Outdoor, IP66.	
	5751L-WE	C-Bus Passive Infrared Occupancy Detectors, Please note: C-Bus, depending on the installation design, can provide an energy efficient solution, 90 degree PIR Occupancy Sensor, corner mount, Indoor.	
	5753L	C-Bus 360 Degree Passive Infrared Occupancy Detector, C-Bus PIR Occupancy Sensor, 360 degree, flush, ceiling mount suitable for indoor use. The unit features a light threshold adjustment on the unit. The time delay is programmable in the range 1 second to 18 hours. Features a Sunset Switch program. Powered from C-Bus, 360 degree PIR Occupancy Sensor.	
	5753PEIRL	C-Bus 360 Degree Multi-Sensor, Combined C-Bus PIR Occupancy Sensor, Light Level Sensor and Infrared Receiver. Learn Enabled, 360 degree detection range. Flush ceiling mount. Suitable for indoor use. Powered from C-Bus, 360 degree Multi-Sensor, Indoor.	
	5850F-BK	Accessories for the C-Bus Saturn Wall Switch Range, Mounting Frame, (pack of 5).	
	5850F-CM		
	5850F-SG		
	5850F-WE		
	B5031NL-BK	C-Bus Metal Plate and Multi-Gang Wall Switches, "B" Style Flat Plate - Stainless Steel, 1 Button.	
	B5031NL-WE		
	B5032NL-BK	C-Bus Metal Plate and Multi-Gang Wall Switches, "B" Style Flat Plate - Stainless Steel, 2 Button.	
	B5032NL-BR		
	B5032NL-WE		



PRODUCT IMAGE	PART NUMBER	DESCRIPTION	USE
	BB5000CTL2	C-BUS BLACK AND WHITE TOUCH SCREEN MK2 C/W LOGIC	
	BB5031NL-WE-BK	C-Bus Metal Plate and Multi-Gang Wall Switches, "B" Style Flat Plate - Brass, 1 Button.	
	BB5032NL-WE-BK	C-Bus Metal Plate and Multi-Gang Wall Switches, "B" Style Flat Plate - Brass, 2 Button.	
	BB5034NL-WE-BK	C-Bus Metal Plate and Multi-Gang Wall Switches, "B" Style Flat Plate - Brass, 4 Button.	
	L5501RBCP	C-Bus DIN Rail Mounted Motorised Blind/Curtain/Shutter Relay Unit, DIN Rail mounted, 1 channel C-Bus Relay Unit for the control of motorised blinds, curtains or shutters. Operates 250V AC and 24V AC or 24V DC motors up to 2A, 1 Channel C-Bus Blind/Curtain/Shutter Relay, 2M modules wide, no C-Bus Power Supply.	
	L5501RFCP	C-Bus DIN Rail Mounted Sweep Fan Control Relay, 1 Channel C-Bus Sweep Fan Control Relay, Capacitor control, 3M modules wide, no C-Bus Power Supply.	
	L5504AMP	C-Bus DIN Rail Mounted Analogue Output Unit, Please note: C-Bus, depending on the installation design can provide an energy efficient solution, 4 Channel, 4M modules wide, 0-10V DC, no C-Bus Power Supply.	
	L5504AUX	C-Bus AUXiliary Input Unit, 4 Channel C-Bus AUXiliary Input Unit, Learn Enabled.	
	L5504D2A	C-Bus DIN Rail Mounted 250V AC Dimmer Range, 4 Channel, 2A per channel, 12M modules wide, 200mA C-Bus Power Supply.	
	L5504D2AP	C-Bus DIN Rail Mounted 250V AC Dimmer Range, 4 Channel, 2A per channel, 12M modules wide, no C-Bus Power Supply.	
	L5504D2U	C-Bus DIN Rail Mounted 250V AC Universal Dimmer Range, 4 Channel, 2.5A per channel, 12M modules wide, 200mA C-Bus Power Supply.	
	L5504D2UP	C-Bus DIN Rail Mounted 250V AC Universal Dimmer Range, 4 Channel, 2.5A per channel, 12M modules wide, no C-Bus Power Supply.	
	L5504RVF	C-Bus DIN Rail Mounted 250V AC 10A Relay Units, 4 Channel, 8M modules wide, 200mA C-Bus Power Supply.	
	L5504RVF20	C-Bus DIN Rail Mounted 250V AC 20A Relay Units, 4 Channel, 12M modules wide, 200mA C-Bus Power Supply.	
	L5504RVFP	C-Bus DIN Rail Mounted 250V AC 10A Relay Units, 4 Channel, 8M modules wide, no C-Bus Power Supply.	



PRODUCT IMAGE	PART NUMBER	DESCRIPTION	USE
	L5508D1A	C-Bus DIN Rail Mounted 250V AC Dimmer Range, 8 Channel, 1A per channel, 12M modules wide, 200mA C-Bus Power Supply.	
	L5508D1AP	C-Bus DIN Rail Mounted 250V AC Dimmer Range, 8 Channel, 1A per channel, 12M modules wide, no C-Bus Power Supply.	
	L5508DSI	C-Bus DIN Rail Mounted Dsi Gateway, 8 Channel, 12M modules wide, 200mA C-Bus Power Supply.	
	L5508DSIP	C-Bus DIN Rail Mounted Dsi Gateway, 8 Channel, 12M modules wide, no C-Bus Power Supply.	
	L5508RVF	C-Bus DIN Rail Mounted 250V AC 10A Relay Units, 8 Channel, 12M modules wide, 200mA C-Bus Power Supply.	
	L5508RVFP	C-Bus DIN Rail Mounted 250V AC 10A Relay Units, 8 Channel, 12M modules wide, no C-Bus Power Supply.	
	L5512RVF	C-Bus DIN Rail Mounted 250V AC 10A Relay Units, 12 Channel, 12M modules wide, 200mA C-Bus Power Supply.	
	L5512RVFP	C-Bus DIN Rail Mounted 250V AC 10A Relay Units, 12 Channel, 12M modules wide, no C-Bus Power Supply.	
	R5041NL-ZB	C-Bus Saturn ZEN Wall Switch, 1-button	
	R5041NL-ZW	C-Bus Saturn ZEN Wall Switch, 1-button	
	R5042NL-ZB	C-Bus Saturn ZEN Wall Switch, 2-button	
	R5042NL-ZW	C-Bus Saturn ZEN Wall Switch, 2-button	
	R5043NL-ZB	C-Bus Saturn ZEN Wall Switch, 3-button	
	R5043NL-ZW	C-Bus Saturn ZEN Wall Switch, 3-button	
	R5044NL-ZB	C-Bus Saturn ZEN Wall Switch, 4-button	
	R5044NL-ZW	C-Bus Saturn ZEN Wall Switch, 4-button	
	R5045EDLB-ZB	C-Bus Enhanced DLT wall Switch, Saturn Zen, Zen Black Fascia, Black Grid	
	R5045EDLW-ZW	C-Bus Enhanced DLT Wall Switch, Saturn Zen, Zen White Fascia, White Grid	










Lifestyle Control



PRODUCT IMAGE	PART NUMBER	DESCRIPTION	USE
	NEXUS-NERO	Communications Gateway	The NEXUS-NERO is your Communications Gateway that allows all of your connected devices to talk to each other over the home wireless network. Designed to plug directly into your Wi-Fi router, the NEXUS-NERO enables advanced scenes, schedules, triggers and general device control to be accessed through your smart phone or tablet.
		Connects up to 230 Devices via NEXUS Mesh Network	
		Works with Android and IOS Devices for remote access	
		Includes Ethernet Cable and Power Supply	
		Access to all Environexus Software Plug-ins	
	NERO-RELAY	Retro-Fit On/Off Relay Module	The NERO-RELAY is a small retro-fit 240v module that can be used to enable switching of an electrical device, such as lights, fans and appliances. It offers energy monitoring, multiple switch inputs and variable configuration settings.
		10 AMP, 2400W Relay	
		3 Switch inputs with optional temperature sensor	
		Requires Active and Neutral	
		Energy Monitoring of connected load	
	NERO-DIM	Retro-Fit Universal Dimmer Module	The NERO-DIM is a small retro-fit 240v module that can be installed behind your existing light switch to provide smart control of your LED Downlights. It offers energy monitoring, multiple switching inputs and variable configuration settings.
		0.65 AMP, 140W Electronic Dimmer	
		3 Switch inputs with optional temperature sensor	
		Requires Active and Neutral	
		Energy Monitoring of connected load	
	NERO-DRY	Retro-Fit Dry Contact Module	The NERO-DRY is a small retro-fit module that provides voltage-free switching of a connected device. It is perfect for applications such as garage doors and door strikes.
		10 AMP, 2400W Relay	
		2 Switch inputs with optional temperature sensor	
		Voltage Free Switching	
		Does not support Energy Monitoring	
	NERO-BLIND	Retro-Fit Blind Control Module	The NERO-BLIND is a small retro-fit module used to enable 240v switched motor control of blinds, roller shades and Venetian slats. It offers energy monitoring, multiple switch inputs and custom blind positioning.
		4 AMP, 920W Blind Controller	
		2 Switch inputs with optional temperate sensor	
		For use with existing 240V motorized blinds	
		Also supports Venetian Blinds	
	NERO-2RELAY	Retro Fit Dual on/off relay module	Similar to the NERO-RELAY, the NERO-2RELAY is a small retro-fit module that can be used to enable on/off control capability of two connected circuits. It offers energy monitoring of both circuits, multiple switching inputs and variable configuration settings.
		4 AMP, 920W Relay Switching (x2)	
		2 Switch inputs with optional temperate sensor	
		Requires Active and Neutral	
		Energy Monitoring of connected load	
	NERO-PLUG	Plug in Relay Switch	The NERO-PLUG is an easy to install smart plug, that lets you wirelessly control whatever is plugged into it. Perfect for quick installations that require basic on/off control such as outdoor lighting or lamps. It offers energy monitoring and side mount USB charging.
		10 AMP, 2400W Relay	
		Side mount USB (1 AMP)	
		Designed for Indoor Use only	
		LED Indicator for Power Consumption	



PRODUCT IMAGE	PART NUMBER	DESCRIPTION	USE
	NERO-MULTI	Wireless Multi Sensor	The NERO-MULTI is a multi-purpose battery or USB powered sensor that can monitor temperature, lighting, motion, humidity, UV and vibration. With a 5 meter range and a 120-degree field of view, the NERO-MULTI is a versatile device that can be wall mounted or discretely recessed (optional recessor available).
		Wireless Sensor, power by USB or batteries (CR123A)	
		Temp, Light, Motion, Humidity, Vibration, UV	
		Designed for Indoor Use only	
		Mounting bracket & USB cable provided	
	NERO-REED	Wireless Door Sensor (Open/Close)	The NERO-REED is a slim-line rechargeable battery powered sensor that can be used to detect if a door or window is opened or closed. It includes extremely small magnetic strips to allow for easy installation.
		Rechargeable Battery (VIA USB)	
		Sensor for Open/Close Activities	
		Small Profile designed for Indoor Use	
		Includes mounting screws and magnetic strips	
	NEXUS-LOCK	Wireless Digital Deadbolt	The NEXUS-LOCK, powered by Lockwood is a battery powered smart connected deadbolt with keypad access that can be programmed for multiple users. The NEXUS-LOCK includes the NEXUS-COMMS-MODULE required for integration with the NERO system.
		Retro-Fit Deadbolt with Digital Keypad	
		Includes NEXUS-LOCKMODULE for integration	
		Allows up to 250 User Codes and Trigger Control	
		Includes 4 x AA Batteries with remote status notification	
	NEXUS-QUAD	Wireless Multi Sensor	The NEXUS-QUAD is a multi-purpose battery or USB powered sensor that can monitor temperature, lighting, motion and humidity. With a 5 meter range and a 120-degree field of view, the NERO-MULTI is a versatile device that can be wall mounted or ceiling mounted.
		Wireless Sensor includes USB and batteries	
		Sensors for Light, Temp, Motion and Humidity	
		Designed for Indoor Use only	
		Includes Mounting Bracket	
	NEXUS-REED	Wireless Door Sensor (Open/Close)	The NEXUS-REED is a surface mount battery powered sensor that can be used to detect if a door or window is opened or closed. It includes 2 x AAA batteries and can be mounted using screws or 3M tape, both provided
		Wireless Sensor includes 2 x AAA Batteries	
		Sensor for Open/Close Activities	
		Designed for Indoor Use only	
		Includes Tamper Switch and screws	
	NEXUS-PLUG	Plug in Relay Switch	The NEXUS-PLUG is an easy to install smart plug, that lets you wirelessly control whatever is plugged into it. Perfect for quick installations that require basic on/off control such as outdoor lighting or lamps. It also offers energy monitoring of the connected device.
		10 AMP, 2400W Relay	
		Plugs into any standard GPO	
		Requires no wiring for load control	
		Energy Monitoring of connected load	
	NEXUS-SECURE	Nexus Integrated Alarm System	The NEXUS-SECURE, powered by Paradox is an 8 zone security control panel with built in access control features. The kit includes Panel, Enclosure, 2 PIR Detectors, Strobe/Siren, Keypad, and NEXUS-COMMS-MODULE required for integration with the NERO system.
		Includes Panel and comms module	
		2 PIR Detectors and keypad	
		External strobe and siren	
		Full metal enclosure and battery backup	



PRODUCT IMAGE	PART NUMBER	DESCRIPTION	USE
	BX-T10IP (Chrome/Black) BX-T10IPW_Wg (White) BX-T10IP_Bb (Black) BX-T10IP_Gg (Gold/Black)	Theo 10: KNX Touch panel with Capacitive Technology Multifinger with 10" IPS colour display. NIC: GICA Ethernet. Equipped with Android OS Open for Auxillary Installations. To be installed on Blumotix back box model BX-KW07 Dimensions: 270mm x 157mm x 12mm.	Colour Display. Visual Control i.e. Switches, Dimmer. Blinds/ shutter Control. HVAC Control. Energy Monitoring.
	BX-T7IP (Chrome/Black) BX-T7IPW_Wg (White) BX-T7IP_Bb (Black) BX-T7IP_Gg (Gold/Black)	Theo 10: KNX Touch panel with Capacitive Technology Multifinger with 7" IPS colour display. NIC: GICA Ethernet. Equipped with Android OS Open for Auxillary Installations. To be installed on Blumotix back box model BX-KW07 Dimensions: 270mm x 157mm x 12mm.	Colour Display. Visual Control i.e. Switches, Dimmer. Blinds/ shutter Control. HVAC Control. Energy Monitoring.
	BX-K24MS (Black) BX-K24MSW (White)	Kairos 24: KNX 4.3" Resistive Colour Touch Panel Equipped with an integrated web server for system control from smartphone or tablet via KRIM apps for iOS or Android. Available in Black or White colour. Dimensions: 148mm x 88mm x 8mm.	Colour Display. Visual Control i.e. Switches, Dimmer. Blinds/ shutter Control. HVAC Control. Energy Monitoring.
	BX-B160 Ideal for 16 devices. BX-B320 Ideal for 32 devices. BX-B640 Ideal for 64 devices.	KNX Power Supply Power Supply for KNX BUS Available in 160mA, 320mA and 640mA	
	BX-DUNIV	Universal Dimmer Actuator 230VAC KNX Universal Dimmer Actuator (RLC, LED, CFL) 2-channel capable to supply 300W at 230VAC on each of the two lines. The dimming curves are configured with ETS by adapting the type of light source used. Front panel has manual controls for outputs adjustment.	
	BX-ACT04	KNX Actuator – 4-channel 16A The ETS library exposes commands to control loads, scenarios and logic function. It's a high speed switching device thanks to new TPUART 2, equipped with relays that can withstand a current of 170A in the first 2mS. The terminals accommodate cables up to 5mm ² .	On the front there are command buttons and LED's status signalling. IP20, 4 modules DIN Rail Mount.
	BX-ACT08	KNX Actuator – 8-channel 16A The ETS library exposes commands to control loads, scenarios and logic function. It's a high speed switching device thanks to new TPUART 2, equipped with relays that can withstand a current of 170A in the first 2mS. The terminals accommodate cables up to 5mm ² .	On the front there are command buttons and LED's status signalling. IP20, 4 modules DIN Rail Mount.





PRODUCT IMAGE	PART NUMBER	DESCRIPTION	USE
	BX-ACT12	<p>KNX Actuator –12-channel 16A</p> <p>The ETS library exposes commands to control loads, scenarios and logic function. It's a high speed switching device thanks to new TPUART 2, equipped with relays that can withstand a current of 170A in the first 2mS. The terminals accommodate cables up to 5mm2.</p>	On the front there are command buttons and LED's status signalling. IP20, 4 modules DIN Rail Mount.
	BX-TE	<p>KNX Thermostat: Complete with temperature sensor & push button inputs. The device can simultaneously perform the function of digital input 4-channel and thermostat function. The ETS library exposes the traditional objects related to the inputs, in addition to the control functions of the thermostat as the setpoint temperature and others.</p>	
	BX-TU	<p>KNX Thermostat: Complete with temperature and humidity probe and inputs for pushbutton. Like the previous device with addition of the humidity probe with related measures and minimum triggering events. The device is able to calculate the dew point of the ambient temperature and prevent the formation of the condensation on the plants of floor cooling.</p>	
	BX-S001	<p>KNX Movement Detector</p> <p>For outdoors 220° surface monitoring for large house fronts and sections of the house, with integrated BUS coupler, the physical address is programmed Available in Polar White, Gloss White or Aluminium.</p>	Detection of movement, exterior residential.
	BX-S002	<p>KNX Indoor Presence Detector</p> <p>The presence sensor detects smaller movements in the room, data telegrams are transmitted via KNX to control lighting, blinds or heating at the same time.</p>	Detection of small movements, interior residential and/or commercial.
	BX-S003	<p>KNX Argus Presence Detector: With light control and IR receiver. When lighting is controlled by brightness-dependent movement detection, the device constantly monitors the brightness. If sufficient natural light is at hand, the device switches the artificial light off even if a person is present.</p>	(Additional description). The overshoot time can be adjusted using the ETS. Light control enables the required brightness in a room to be achieved permanently. Dimming and the optional use of a second lighting group maintain a constant brightness.



PRODUCT IMAGE	PART NUMBER	DESCRIPTION	USE
	BX-DALI	KNX Dali Gateway. Conencts KNX to the Dali BUS. The gateway is a control device in category 1 with an integrated Dali power supply for the Ebs. It supports the switching and dimming of up to 64 Ebs in 16 groups and control up to 16 scenes. In addition, the 64 Ebs can be individually controleld or combined via KNX group addresses.	(Additional description). Error messages of individual Ebs or each conencted lamp can be transmitted to the KNX and visualised.
	BX-ES02	KNX Energy Saving Measutring Device Equipped with 3 independent channels for measurement of electrical loads. The library exposes ETS communication objects to read current values in mA or power in Watt or Kilowatt. Programmable up to 4 thresholds per channel. Generate events on the KNX Bus. Maximum flow channel 150A.	
	BX-R03B BX-R06B BX-R08B BX-R03W BX-R06W BX-R08W	Capacitive Touch Buttons 3, 6 or 8 buttons. Equipped with LED and buzzer. The ETS library exposes commands to control loads, dimmers, call and store scenarios, open and close shutters and blinds. Available in Black or White colour.	
	BX-R07B BX-R07W	Thermostat with Humidity Sensor KNX thermostat with touch adjustment of the set point temperature. Ideal to manage comfort, precomfort, economy and frozen function. The device is provided with a humidity sensor, able to measure and manage the drew point temperature. In Black or White colour.	
	BX-LC01	KNX Line Coupler For logical connection and electrical isolation of liens and areas.	
	BX-SP01	KNX Terminals 50 pieces per box	
	BX-SP05	KNX BUS Cable (4 wires) 100m Coil.	








PRODUCT IMAGE	PART NUMBER	DESCRIPTION	USE
	MHKIT1	MyHOME™ home automation, Pre-configured home automation kits, Lighting/dimming control and energy monitoring, Kit 3.5" touchscreen w energy monitoring & 5 x 1 gang switches white	<p>MyHOME Starter Kit gives you a taste of the brilliant benefits of home automation. Each product is meticulously designed to make life just that little bit easier, comfortable and beautiful. Featuring products from the exclusive Arteor range, it is the kit for style seekers, tech enthusiasts and lovers of high grade materials and craftsmanship.</p> <p>Interchangeable Coverplates : Update these whenever you like with any of the 16 luxurious finishes in the Arteor range.</p>
	MHKIT2	MyHOME™ home automation, Pre-configured home automation kits, Lighting/dimming control and energy monitoring, Kit 3.5" touchscreen w energy monitoring & 1 x 2 gang + 1 x 3 gang switches white	<ul style="list-style-type: none"> - Central control & easy visibility : From the Multimedia Touchscreen you can control all your lighting. - Multi-tasking : Turn off all the lights or group of lights for a single switch - With pre-programmed scenarios you can set the light level and mood to your preference. - You can help protect your home from burglars by making it looked lived-in with timed lighting control when you're away on holidays



Lifestyle Control















PRODUCT IMAGE	PART NUMBER	DESCRIPTION	USE
Leviton Security & Automaiton AV Control Products			
Leviton Audio Visual Control Box			
	LEV-BWBC4-NT	Leviton AV Control Box - HTX - 2 - POE	Control AV equipment from your tablet via a customizable interface, providing a perfect solution for home theaters, boardrooms, restaurants, and more. The small Leviton BC4 controller is ideal for single room solutions like home theaters and conference rooms. The BC4 features 4 routable, attenuable IR ports, 2 RS-232, 2 general purpose input/output relays, and 2 digital or analog signal sensors.
Leviton Audio Visual Touch Screen Leviton Mode			
	LEV-99A00-1-BM	Omni Touch 7 White - AV Control Mode - Works with HTX2 and IP Intercom	The OmniTouch 7 Touchscreen, Levitons seventh generation in-wall touchscreen, offers comprehensive control over your home or business including security, energy management, and entertainment systems. Boasting a 7-inch high-definition capacitive touchscreen with swipe ability, the OmniTouch 7 has a quick processor, easy-to-identify graphics, and an overall impressive user interface.
	LEV-99A00-2-BM	Omni Touch 7 Black - AV Control Mode - Works with HTX2 and IP Intercom	The OmniTouch 7 Touchscreen, Levitons seventh generation in-wall touchscreen, offers comprehensive control over your home or business including security, energy management, and entertainment systems. Boasting a 7-inch high-definition capacitive touchscreen with swipe ability, the OmniTouch 7 has a quick processor, easy-to-identify graphics, and an overall impressive user interface.
Leviton Audio Visual Control Box Accessories			
	LEV-62A08-1	IR Flahser	IR Emitter with 6 foot cord for use with Leviton controllers. Self-adhesive emitter attaches directly to IR sensor window of audio/video source equipment. Pass-through allows end-users to still utilize source remote controls.
	LEV-BWIRA-000	IR Adaptor	Adapter used when connecting a Leviton BC1 IR In port to a distributed IR system
	LEV-BWEM2-000	Dual Head Flashing Imitter	Dual IR Emitter with 6 foot cord for use with Leviton BC1, BC2, and BC4 controllers. Self-adhesive emitter attaches directly to IR sensor window of audio/video source equipment
	LEV-BWIRI-000	IR Reciver Module	The IR Receiver module converts IR commands to an easily parsed serial string.
	LEV-BWIRL-000	IR Learning Module	Stand-alone IR learner connects to a USB port on computer (utilized for programming). Recommended part for all installers as Leviton controllers do not include built-in IR learners. For use with BC1, BC2, and BC4 AV controllers.
	LEV-BWRMT-000	RF Remote Control	The Room Remote was designed to control all Leviton connected devices in a room in conjunction with a BC1, BC2, or BC4. It was designed to be a simple, convenient remote that anyone can pick up and instantly understand. Since it uses RF (Radio Frequency) to communicate with our Automation Controllers, there's no need to point the remote. It can even control components tucked away in a cabinet or equipment closet.
	LEV-BWRRR-000	RF Remote Control Receiver	The Leviton RF Receiver is the quiet key to the Leviton Room Remote's ability to control an entire room without line-of-sight requirements. When a user pushes a button command on the Room Remote, the signal it sends is routed through the RF Receiver, which translates it into a trigger for the Leviton controller managing the system. The controller then relays a command to the desired component for a seamless user experience.



PRODUCT IMAGE	PART NUMBER	DESCRIPTION	USE
Leviton Audio Visual Touch Screen Desk Top Stand			
	LEV-99A16-1	Omni Touch 7 Desk Top Stand White	OmniTouch 7 Table Top DisplayThe table top display is designed for mounting the OmniTouch 7
	LEV-99A16-2	Omni Touch 7 Desktop Stand Black	OmniTouch 7 Table Top DisplayThe table top display is designed for mounting the OmniTouch 7
Leviton AV Control Software & Templates			
Dealers Must Register to dealer support centre to download the SW	Project Editor	Project Editors - Levitons own AV programing software	
Dealers Must Register to the Leviton Store to purchase Modules	Templates	Download Leviton Templates for iPhone, iPads Android Devices and Omni Touch 7 Screens	
Leviton Security & Automaiton Omni Bus Interface			
Leviton Omni-Bus Interface for Leviton AV Controllers			
	LEV-117A00-1	Omni Bus Driver Omni-Bus Interface Translator Din Rail	Omni-Bus is a distributed control system for lights, shades, fans, shutters, pumps, and more. Utilizing the worldwide DIN rail standard for mounting, Omni-Bus controls CFL, LED, electronic low voltage, Halogen, and incandescent lighting. Output devices are rated for 110/220/240V 50-60Hz markets unless otherwise noted. All wall stations are 24VDC and below.
Leviton Security & Automaiton AC Control			
Leviton AV Split System Controllers			
	HB-ZIGDA-GE-01		LEVITON CONTROLLER GATEWAY
	HB-ZIGDA-KIT-01		IR AC SPLIT SYSTEM CONTROL KIT
Leviton Security & Automaiton Hi Fi Products			
Leviton AV Split System Controllers			
	LEV-95A00-6	HI-FI2, 4 Zone - 4 Source Kit In	The product family includes a basic Four Zone, Four Source (4x4) distributed audio system, or an Eight Zone, Eight Source (8x8) system that is expandable to 16x8. Use the HAI Dock to share your iPod/iPhone music over a wired or wireless network, and distribute the audio using HAI's Hi-Fi 2, or systems by HAI's Connectivity Partners.
	LEV-95A00-1	HI-FI2, 8 Zone - 8 Source Kit In	
	LEV-95A00-2	HI-FI2, 8 Zone - 8 Source Kit	
	HiFi Driver		



Lifestyle Control

PRODUCT IMAGE	PART NUMBER	DESCRIPTION	USE
Leviton Security & Automation Z Wave Lighting			
Leviton AV Split System Controllers			
	Z-WAVE-INTERFACE	Leviton Leviton Price	
	FIB-FGD221	FIBARO GENERATION 2 DIMMER	Fibaro Z-Wave Dimmer 2 insert module retrofits into an existing light switch enabling you to wirelessly control lights. The new Dimmer 2 is a true universal dimmer - automatically selects the most suitable dimming type (trailing-edge or
	FIB-FGS221	FIBARO 2X 1.5kW RELAY SWITCH	The Fibaro Z-Wave Double Switch Controller is a wireless controller which can control two circuits each with a maximum load of 1.5kW.
	FIB-FGS211	FIBARO 3kW SINGLE RELAY	The Fibaro Z-Wave Single Switch Controller is a wireless controller which can control appliances or lighting up to a maximum load of 3kW.
	FIB-FGRM	FIBARO ROLLER SHUTTER RELAY	The Fibaro Roller Shutter 2 is an advanced Z-Wave controller for automated roller blinds, awnings, venetian blinds, garage doors and gates. The module can control devices that are powered by an AC electric motor.
	FIB-FGMS	FIBARO MOTION SENSOR	The Fibaro Motion Sensor is a universal Z-Wave multi-sensor. Along with detecting motion the device measures the temperature and light intensity. The sensor has a built-in accelerometer to detect anytampering of the device. The Fibaro Motion Sensor is battery powered device and designed to be installed quickly and easily on any surface. The LED indicator signals motion, temperature level, operating mode and can be used to see if device is within the Z-Wave network. The motion sensor can be used for lighting scenes and security monitoring systems
	FIB-RGBWM	FIBARO RGB LED CONTROLLER	The Fibaro Z-Wave RGBW Controller is a one of a kind, advanced wireless 4-colour LED strip controller. Apart from the traditional RGB channels it also supports the white light channel which allows you to add pastel colours to your lighting decorations.
	LEV-20A00-70	Omni Lite Controller	Security
	LEV-10A07-1	4 Relay Module	
	LEV-33A00-1	Omni Console	
	OPT-RX-40QZ	RK410QD ZODIAC QUAD DIGITAL PIR	
	LEV-21A05-2	RS232 SERIAL CABLE / COMMUNICATION ADAPTOR	
	LEV-99A00-1	Leviton Omnitouch 7 WHITE	
	LEV-INDS1	LEVITON IP INTERCOM FOR OMNI SYSTEMS	

MATV

Clipsal (CLI) **110**

Hills (HIL) **112**

Matchmaster (MMR) **113**





PRODUCT IMAGE	PART NUMBER	DESCRIPTION
COAX- MATV CABLES		
	3105RG59D1R	CABLE RG59 DUO SHIELD 100M RL
	3105RG59D3B	CABLE RG59 DUO SHIELD 305M BOX
	3105RG6QS15R	CABLE RG6 QUADSHIELD SIAMESE 150 M RL
	3105RG6QS15R	CABLE RG6 QUAD SIAMESE 150M REEL 45/PLT
	3105RG6Q3B	CABLE RG6 QUADSHIELD 305M BOX 24/PLT Foxtel Approved
	3105RG6Q3R	CABLE RG6 QUADSHIELD 305M RL 45/PLT Foxtel Approved
	3105RG6Q3RF	CABLE RG6 QUADSHIELD FLOODED 305M RL Foxtel Approved
	3105RG11Q3R	CABLE RG11 QUADSHIELD 305M RL 45/PLT Foxtel Approved
	3105RG11Q3RF	CABLE RG11 QUAD 305M RL 45/PLT FLOODED Foxtel Approved
	2ANGWR	CATENARY WIRE, 180 MT ROLLS/ 100 PER PALLET
Starserve Digital Components		
	3105SDM1	DIGITAL MODULATOR SD, SINGLE INPUT & IR
	3105HDM1	DIGITAL MODULATOR HD, SINGLE INPUT & IR
	95ESW8P1G	ETHERNET SWITCH, 8 PORT + U/LINK, 1G BASE-T
	3105ABENSB	ETHERNET SWITCH MTG BKT FOR 3105ABEN
	3105SWBKT	ETHERNET SWITCH MTG BKT FOR Mid and Lite enclosures
	3105IMLD	IR EMITTER LEAD
		IR TARGET LEAD/CONN BOX
	3105VDU38IR	VIDEO DIST, 3 IN/8 OUT, IR W/PWR PK
	3105P12-1600	POWER PACK FOR VDU, 12V 1.5A
	3105APP8H6	PATCH PANEL 8 PORT HARMONICA CAT 6 (Budget)
	3105ATPP2X4	PATCH PANEL TEL 2 LINES X 4 EX










PRODUCT IMAGE	PART NUMBER	DESCRIPTION
	3105APP8/6	PATCH PANEL 8 PORT CAT 6 (High Class)
	3105ABEN	Slimline plastic enclosure, Fits 3 starserve components.
	3105PEN7440	StarServe Home Distribution Unit
	3105PENF	Enclosure Pro Flush Mount
	3105PENS	Enclosure Pro Surface Mount
	3105IRKL	IR KIT LOCAL, 4 X EMITTER/1 X TARGET W/PWR PK
	3105IRK4	IR KIT, 1 X EMITTER/4 X TARGET
	3105SDU	Starserve Digital Mod SD Upgrade Pack (1 x 3105SDM1, 4 x Targets/1 x Emitter)
	3105SS/PK4	Starserve NBN pack, 1 x 3105PEN7440 - NBN ABS Enclosure, 2 x 3105APP8/6 - 8 Port Patch Panel Angled, 1 x 3105SPFP4 - 4 Outlet TV Splitter, 5 x RJ6/05PL-BU - 0.5mtr Cat6 Patch Lead
	30PFM-WE	CLIPSAL F-TYPE/F-TYPE TV MECH Up TO 3GHZ
	30FFPFMS-WE	CLIPSAL PAL FEMALE/F-TYPE TV MECH Up TO 3GHZ
	3105RG6CC10	RG6 CONNECTOR, FOXTEL, (10PK)
	3105RG6CC50	RG6 CONNECTOR, FOXTEL, (50PK)
TOOLS		
	110PDT	Tool Punchdown 110, Cat5e-Cat6A UTP
	3105CS11	Coax Stripping Tools, Coax cable stripping tool suits RG11.
	3105CS6	Coax Stripping Tools, Coax cable stripping tool suits RG6.
	3110CBLSTL	Telephone Accessories Tools, Cable Stripping Tool - Telephone and LAN Cable.



PRODUCT IMAGE	PART NUMBER	DESCRIPTION
	BC86819DP	Wallplate - F-type HRL with bracket
	BC86811DP	Wall Plate IEC - Saddle type
	BC71266ADP	RG6Q Flylead, 2m F-type plug to F-type plug
	BC71594DP	RG6Q Flylead, 2m F-type plug to IEC plug
	BC3610DP	1.5m male flylead
	BC3608DP	Flylead, 1.5m, IEC plug to IEC plug
	BC15482DP	2-way splitter, F-type
	BC15166DP	3-way splitter, F-type
	BC15484DP	4-way splitter, F-type
	BC15164DP	6-way splitter, F-type
	BC15254DP	8-way splitter, F-type
	BC2092DP	RG6 F-type crimp connectors
	BC14302DP	RG6 F-type twist on connectors
	BC5728DP	Coax Adaptor, F-male to PAL female
	BC3618DP	Coax PAL joiner female/female
	BC15298DP	Coax adaptor F-type female/female
	BC86921DP	Skirting outlet F-type
	BC72241 DP	Double Bubble Compression Tool RG6
	BC71588DP	Adjustable RG6/59 Coax stripping tool
	FC658261	Digital Q-Amp VHF/UHF Amp and inline F-type PSU
	FC658204	LND A Masthead amp and inline PAL-type PSU
	FC658246	TDA234 Distribution Amp and inline F-type PSU
	BC88181	Antenna installer kit
	BC80376	Cable RG6Q FTA reel in a box











PRODUCT IMAGE	PART NUMBER	DESCRIPTION	USE
	01MM-DC21A	Digital TV Antenna VHF/ UHF (6-12) (28-40) 21 Elements	Australian made
			Receives channels 6-12 and 28-40
			VHF diplexed to UHF section 25dB isolation for improved return loss
			VHF elements 12.7mm diameter extruded aluminium tube for superior strength
			652MHz low pass filter > 40dB attenuation at 750MHz to eliminate 4G (LTE) interference
			Attractive packaging ideal for retail merchandising
	01MM-MAGNA25	Digital TV Antenna VHF/ UHF (6-12) (28-40) 25 Elements	Australian made
			Receives channels 6-12 and 28-40
			Hybrid log periodic antenna to maximise gain for wanted channels
			VHF elements 12.7mm diameter aluminium tube for superior strength
			652MHz low pass filter > 40dB attenuation at 750MHz to eliminate 4G (LTE) interference
	02MM-EE06A	Phased Array 'F' Type Digital TV Antenna UHF (28-51) (2 Pack)	Mounting clamp at the balance point avoids antenna sagging
			694MHz low pass 4G LTE filter
			Equivalent 40 element phased array style
			Made in Germany
			13.5dB Maximum gain
	02MM-GX400	Digital TV Antenna With 4G Filter UHF (28-51) 10 Elements	Receives UHF Channels 28-51
			694MHz low pass 4G LTE filter > 30dB at 750MHz
			10 element yagi style
			Australian Made
			11.5dB maximum gain
			Receives UHF Channels 28-51
	02MM-MDU36	Phased Array X Type Digital TV Antenna UHF (28-51) 36 Elements	Also available in 5 pack (02MM-GX400)
			694MHz low pass 4G LTE filter > 30dB at 750MHz
			Equivalent 36 element phased array style
			Attractive retail packaging
			12dB Maximum gain
	03MM-DC21V	High Gain Digital TV Antenna VHF (6-12) 8 Elements	Receives UHF Channels 28-51
			8 Element VHF G unit Yagi antenna
			Receives Channels 6-12
			4G LTE 652MHz low pass filter
			12.7mm Heavy duty extruded elements for maximum strength and durability
	03MM-DR3006	Digital TV Antenna VHF (6-12) 6 Elements	Snap lock design for fast installation
			6 Element VHF Yagi antenna
			Receives Channels 6-12
			4G LTE 652MHz low pass filter
			12.7mm Heavy duty extruded elements for maximum strength and durability
			8.1dB Maximum gain
			Snap lock design for fast installation



PRODUCT IMAGE	PART NUMBER	DESCRIPTION	FEATURES & BENEFITS
	04MM-HDC10	Standard Speed HDMI® Cable With Ethernet 10M	10 metre length
			Supports 3D and deep colour over HDMI®
			Suits resolutions including 480p, 480i, 720p, 1080i, 1080p
			Ensures the integrity of the signal between HDMI devices
			Bi-directional networking at up to 100 Mbps
	04MM-HDC15	Standard Speed HDMI® Cable With Ethernet 15M	15 metre length
			Supports 3D and deep colour over HDMI®
			Suits resolutions including 480p, 480i, 720p, 1080i, 1080p
			Ensures the integrity of the signal between HDMI devices
			Bi-directional networking at up to 100 Mbps
	04MM-HDC2	High Speed HDMI® Cable With Ethernet 2M	2 metre length
			Supports 4K x 2K resolution, deep colour and 3D over HDMI®
			Suits resolutions including 480p, 480i, 720p, 1080i, 1080p, 1600p and 4K@30Hz
			Ensures the integrity of the signal between HDMI devices
			High speed, bi-directional networking at up to 100 Mbps
	04MM-HDC5	High Speed HDMI® Cable With Ethernet 5M	Up to 10.2 Gbps at 340 MHz bandwidth
			5 metre length
			Supports 4K x 2K resolution, deep colour and 3D over HDMI®
			Suits resolutions including 480p, 480i, 720p, 1080i, 1080p, 1600p and 4K@30Hz
			Ensures the integrity of the signal between HDMI devices
	04MM-HMH01	Hidden Media Hub	High speed, bi-directional networking at up to 100 Mbps
			Up to 10.2 Gbps at 340 MHz bandwidth
			Australian Design Registration Number: 355507 and 355508
			Dimensions 285 x 250 x 70mm – can hold up to 5 Australian standard face plates
			Able to hold signal converters like HDMI converters, DDA24 or Modulator
	04MM-LCDB2	LCD TV Wall Mount With Tilt Action (40°)	Designed for new and existing constructions
			Suitable for residential and commercial buildings
			Paintable and easily hides cables in the wall cavity
			VESA standard
			Extends 24 cm from wall
			Maximum TV size 102cm (40")
			Holds weight up to 36kg
			Provides 5 - 15° tilt
			Easy slide in installation and removal



PRODUCT IMAGE	PART NUMBER	DESCRIPTION	FEATURES & BENEFITS
	04MM-PME3	Flat Panel TV/ Plasma Mount Slim Profile (26"-65")	Full sized universal wall mount back plate
			Extension arms to fit screens 26" - 65", with a 15° tilt
			Sturdy construction holds up to 60kgs
			Compatible with all hole patterns including VESA standard
			Built-in safety lock keeps your flat panel TV safe and stable
			Magnetic spirit level for simple and accurate install
	05MM-WA01	'F' Female To 'F' Female 3GHz Wall Plate Insert	Foxtel Approved (F30828)
			Nickel plated
			3G frequency
			Suitable for FTA and SAT signals
	05MM-WA09	HDMI® Insert To HDMI® Female Short Cable (4 Pack)	Convenient 4 pack
			115mm in length
			Gold plated HDMI® connectors
			Full HD 1080p pass-through
			Eliminate strain on your cables and connectors
			Also suitable for most Clipsal® outlet plates
	05MM-WA11	IEC (PAL) Female To 'F' Female Wall Plate Insert (8 Pack)	Convenient 8 pack
			Suitable for FTA TV
			Nickel plated connector
			Suits standard Clipsal fitting wall plates
			Return loss >10dB
			Fully shielded 'F' type rear connector
	05MM-WP01	'F' Type Outlet Plate	Fixed 'F' type outlet plate
			Foxtel approved (F10114)
			Fully shielded 'F' type rear connector
			Suitable for domestic installations for use with Satellite, Digital and Pay TV systems
			Gloss finish
	05MM-WP11	'F' Female To IEC Female Outlet Plate	Fixed 'F' type female outlet plate
			Return loss >10dB
			Fully shielded 'F' type rear connector
			Suitable for domestic PAL installations
			Gloss finish
	05MM-WP62	2 Way Outlet Plate With Cable Management Including 2 Blank Inserts	Push through cable management solution for computer networks, home theatre systems
			Cabling remains neat, tidy and secure via the cable management push through system
			Easy to run cables through the wall
			2 way outlet also includes 2 blank inserts
	06MM-E6Q	RG6 Quad-shield Cable 305M Reel	An RG6 metre marked cable with quadshielding
			Sold in a 305 metre reel
			Suitable and approved for Pay and Digital TV
			Foxtel (F30440) and Optus (4868) approved



PRODUCT IMAGE	PART NUMBER	DESCRIPTION	FEATURES & BENEFITS
	06MM-E6Q-100M	RG6 Quad-shield Cable 100M Reel	An RG6 metre marked cable with quadshielding
			Sold in a 100 metre reel
			Suitable and approved for Pay and Digital TV
			Foxtel (F30440) and Optus (4868) approved
	06MM-E6QB	RG6 Quad-shield Cable 305M Dispenser Box	An RG6 metre marked cable with quadshielding
			Sold in a 305 metre Red Box
			Suitable and approved for Pay and Digital TV
			Foxtel (F30444) and Optus (4868) approved
	08MM-A14-5P	Adaptor 'F' Female To IEC Male Right Angle (5 Pack)	Ideal to convert Matchmaster's range of 'F' type connectors
			Convenient 5 pack
			90 degree elbow suitable for sharp bends
			No tools required
			Long life corrosion proof body
			High quality nickel plated finish
			Questions and feedback
	08MM-A2	Adaptor 'F' Female To IEC (PAL) Male	Ideal to convert Matchmaster's range of 'F' type connectors
			No tools required
			Long life corrosion proof body
			High quality nickel plated finish
	08MM-A3	Adaptor 'F' Male To IEC (PAL) Female	Ideal to convert Matchmaster's range of 'F' type connectors
			No tools required
			Long life corrosion proof body
			High quality nickel plated finish
	08MM-A7	Adaptor 'F' Male To 'F' Male	Ideal to convert Matchmaster's range of 'F' type connectors
			No tools required
			Long life corrosion proof body
			High quality nickel plated finish
	08MM-COMPKIT	Professional Coaxial Cable Compression Tool Kit	Kit comes in a red protective hard case with handle and interior heavy duty foam padding
			1x compression tool for RG59 and SDI coaxial cable with BNC, F, IEC and RCA interchangeable dies
			1x 'F' connector removal and insertion tool
			1x non slip, lockable cable cutting tool
			1x coaxial cable stripper for RG59 and RG6 with adjustable blades
			Kit contains industry standard essential compression tools for an affordable price
	08MM-CRIMPKIT	Professional Coax Cable Installers Crimping Kit	Kit comes in a blue protective hard case with handle and interior heavy duty foam padding
			1x ratchet style crimping tool for RG59, RG6 and RG11
			1x 'F' connector removal and insertion tool
			1x non slip, lockable cable cutting tool
			1x coaxial cable stripper for RG59 and RG6 with adjustable blades
			Kit contains industry standard essential crimping tools for an affordable price



PRODUCT IMAGE	PART NUMBER	DESCRIPTION	FEATURES & BENEFITS
	08MM-CT01	Compression Tool 'F' Connectors	Professional tool suitable for RG6/11 'F' connectors
			Termination is accomplished in a single action
			A professional cost effective solution for 'F' connector type compression
	08MM-CT611	Professional Ratchet Style Crimping Tool For RG59, RG6 And RG11 Connectors	Suitable for RG59, RG6 and RG11 coaxial cable
			Provides a leverage system to present less strain on hands
			Non slip PVC handle
			Adjustable crimp force
			Heavy duty design
			The ideal tool for speed and ease when working with crimp connectors
	08MM-F6M	Connector RG6 Crimp On 'F' Type	Suitable for RG6 coaxial cable
			Used with Matchmaster crimp tool (08MM-CT611)
			Long life corrosion proof body
			All metal body, durable composition
	08MM-F6T	Connector RG6 Twist On 'F' Type	High quality nickel plated finish
			Suitable for RG6 coaxial cable
			No tools required
			Long life corrosion proof body
	08MM-QM06	Connector RG6 Universal Compression Quick Mount	All metal body, durable composition
			High quality nickel plated finish
			Frequency range 0.3 - 3000 MHz
			No need to pull back braid or remove the foil sheath like traditional connector
	09MM-FD02	Filter 694MHz Low Pass	Just strip cable, place on connector and compress
			Used with Matchmaster compression tool (08MM-CT01)
			Heavy duty coaxial cable compression feature
			Rubber 'O' ring seal to prevent moisture ingress
			Frequency 45-694MHz
	10MM-J25SLN-4GP	Amplifier UHF 25dB 4G Filter With Power Supply	Low pass filter
			Eliminates 4G phone interference
			Through loss < 2.0dB typical
			Weatherproof housing for external mounting
			Industry standard 'F' connectors
	10MM-J34BF-4GP	Amplifier UHF/VHF 34dB 4G Filter With Power Supply	Black UV stabilised cable tie for easy installation and long life
			Non-corrosive circuit board with high quality components
			U/V stabilised weather proof housing
			Power supply included
			Industry standard 'F' connectors
			Black UV stabilised cable tie for easy installation and long life
			Non-corrosive circuit board with high quality components
			U/V stabilised weather proof housing
			Power supply included









PRODUCT IMAGE	PART NUMBER	DESCRIPTION	FEATURES & BENEFITS
	10MM-MA22FL	Amplifier 2 Way - 4G LTE Filter	Ideal for TV and FM signals to be split to 2 TV's
			2 Way UHF/VHF amplifier with integrated power 1 input 2 outputs
			Frequency range 40-694MHz
			4G LTE filter low pass 694MHz
			3 x A3 female IEC adaptors
			15dB \pm 3dB Gain
	10MM-MB34P	Block A, B & C UHF/VHF Amplifier with LTE Filter and Power Supply	Built in 4G LTE 610MHz low pass filter
			Filtering at 700MHz is >50dB at maximum gain for UHF of 34dB
			Gain adjustment switch that is selectable between 15, 25 and 34dB
			The VHF input return loss is >13dB and the UHF return loss is >11dB with a noise figure of <2.9dB for UHF
			Can be used with VHF or UHF antenna's or a combination of both and includes a VHF on off switch
			The pack contains a 14VDC power supply and cable ties for mounting
	10MM-MD24UP	Masthead Amplifier UHF 24dB - 4G Filter And Power Supply	694MHz built in 4G low pass filter
			Switchable 694MHz low pass filter
			Gain with LTE filter 694MHz 24dB
			VHF switch diplexing max attenuation 2.84dB at 230MHz
			Heavy duty clamping system
			Power supply included
	10MM-MD34P	UHF/VHF Pre-Amplifier with LTE Filter and Power Supply	Built in 4G LTE 694MHz low pass filter
			Filtering at 750MHz is >50dB at maximum gain for UHF of 34dB
			The VHF input return loss is >12dB with a noise figure of <4.8dB and UHF input return loss is >11dB with a noise figure of <2.9dB
			Can be used with a combination antenna or separate VHF and UHF antennas by setting the built in switch
			Power through switch to drive extra amplifiers for both VHF and UHF
			The pack contains a 14VDC power supply and a cable tie for mounting
	10MM-MDU34P	Multiband UHF Masthead Amplifier with Power Supply	Built in 4G LTE low pass filter
			Individual UHF block filters B, C, D & E built in
			Filtering at 700MHz is >50dB at maximum gain for UHF of 34dB using blocks B, C & D and >50dB at 750MHz for block E
			Gain adjustment switch that is selectable between 15, 25 and 34dB
			Can be used for all individual UHF channel blocks (B, C, D & E) or a combination of two non adjacent blocks
			Includes a 14VDC power supply and cable ties for mounting








PRODUCT IMAGE	PART NUMBER	DESCRIPTION	FEATURES & BENEFITS
	10MM-PSD14	Power Supply 14V DC 'F' Type	Reduces protrusion
			Environmentally smart
			MEPS and RoHS compliant
			Male 'F' type connection
			Output: 14VDC 300MA
	11MM-HS72	Mount Curved Fascia 1.8m (70.87")	Hot dipped galvanised finish
			Right angle steel tube to fit to the roof fascia
			Protrudes 180mm from fascia surface
			Heavy duty construction
	11MM-TRIPOD-M	Tripod Mount For Metal Roofs	Ideal for mounting on a metal roof
			Galvanised finish
			Includes a 1.5m mast
			Strong and sturdy design
	11MM-TRIPOD-T	Tripod Mount For Tile Roofs	Ideal for mounting on a tile roof
			Galvanised finish
			Includes a 1.5m mast
			Strong and sturdy design
	17MM-TM12	Splitter F-Type 2 way 5-2450MHz Power Pass all ports	Pay TV approved
			Suitable for both Satellite & FTA
			DC power pass all ports
			10dB extra screening with soldered back
			Frequency range 5 - 2450 MHz
			Also available in packs of 50 (17MM-TM12B)
	17MM-TM13	3 Way Splitter 'F' Type 5-2450MHz Power Pass All Ports	Pay TV approved
			Suitable for both Satellite & FTA
			DC power pass all ports
			10dB extra screening with soldered back
			Frequency range 5 - 2450 MHz
			Also available in packs of 50 (17MM-TM13B)



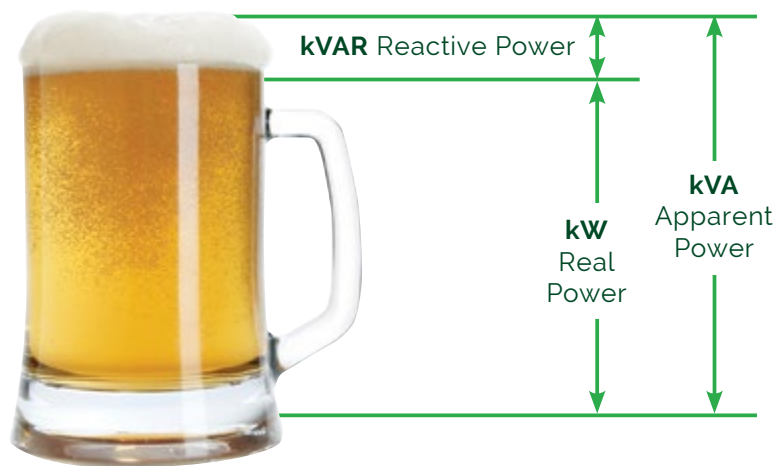
PRODUCT IMAGE	PART NUMBER	DESCRIPTION	FEATURES & BENEFITS
	17MM-TM14	4 Way Splitter 'F' Type 5-2450MHz Power Pass All Ports	Pay TV approved
			Suitable for both Satellite & FTA
			DC power pass all ports
			10dB extra screening with soldered back
			Frequency range 5 - 2450 MHz
			Also available in packs of 50 (17MM-TM14B)
	17MM-TM16	6 Way Splitter 'F' Type 5-2450MHz Power Pass All Ports	Pay TV approved
			Suitable for both satellite & FTA
			DC power pass all ports
			10dB extra screening with soldered back
			Frequency range 5 - 2450 MHz
			Also available in packs of 50 (17MM-TM16B)
	17MM-TM18B	8 Way Splitter 'F' Type 5-2450MHz Power Pass All Ports	50 bulk pack suitable for everyday installers
			Pay TV approved
			Suitable for both satellite & FTA
			DC power pass all ports
			10dB extra screening with soldered back
			Frequency range 5 - 2450 MHz
	18MM-F813G	Adaptor 'F' Female To 'F' Female 3GHz	Used to join two coaxial cables with 'F' type fittings or create an 'F' type outlet
			2x nuts and washers
			Blue 3G rated inner
			No tools required
			Long life corrosion proof body
	DA-A2H	Adaptor 'F' Female To IEC (PAL) Male (10 Pack)	Convenient 10 pack
			Ideal to convert Matchmaster full range of 'F' type connectors
			No tools required
			Long life corrosion proof body
			High quality nickel plated finish
	DA-A3H	Adaptor 'F' Male To IEC (PAL) Female (10 Pack)	Convenient 10 pack
			Ideal to convert Matchmaster full range of 'F' type connectors
			No tools required
			Long life corrosion proof body
			High quality nickel plated finish



PRODUCT IMAGE	PART NUMBER	DESCRIPTION	FEATURES & BENEFITS
	DA-AP06	5 Piece TV Connections And Adaptor	1x terminator 'F' type 75 Ohm
			1x adaptor 'F' female to IEC (PAL) male
			1x adaptor 'F' male to IEC (PAL) female
			1x adaptor 'F' female to IEC (PAL) female
			1x adaptor 'F' female to female plus nut and washer
			Ideal mix and match combination for multiple solutions
	DA-F6MH	Connector RG6 Crimp On 'F' Type (20 Pack)	Convenient 20 pack
			Suitable for RG6 coaxial cable
			Used with Matchmaster crimp tool (08MM-CT611)
			Long life corrosion proof body
			All metal body, durable composition
			High quality nickel plated finish
	DA-FLY2M	Flylead 2M RG59 Quad Including Adaptors	2M coaxial flylead
			HDTV compliant
			Provides 90dB screening effectiveness
			2x adaptor 'F' female to IEC (PAL) male
			1x adaptor 'F' female to IEC (PAL) female
			Coaxial cable provides 4 layers of shielding for extra protection from ingress
	DA-FLY5M	Flylead 5M RG59 Quad Including Adaptors	5M coaxial flylead
			HDTV compliant
			Provides 90dB screening effectiveness
			2x adaptor 'F' female to IEC (PAL) male
			1x adaptor 'F' female to IEC (PAL) female
			Coaxial cable provides 4 layers of shielding for extra protection from ingress
	DA-L735F3G	Outlet Skirting Plate White 3GHz	Foxtel approved (F10124)
			Coaxial connector for use on skirting boards
			Compact and clean design
			Blue 3G rated inner
			White plastic casing

Power Factor Correction Explained

The easiest way to explain Power Factor Correction is what we call the “beer analogy”.



A large beer is ordered to quench your thirst. That beer has some froth on the top that does nothing to quench that individual's thirst, but you still have to pay for it as part of the glass of beer – the froth is the kVAR or reactive power. The actual beer which quenches your thirst – represents the kW or real power. The total contents of the glass – beer and froth – represents kVA or apparent power.

The glass must be full of beer with no froth for the person to gain full and cost effective benefit from the glass of beer. It is the same for maximum efficiency of your power usage. We want to maximise the useful kW which is the power that does the real work, and reduce your kVAR. Power Factor Correction is the solution used to minimise these inefficiencies.

Power factor is about the relationship between Reactive Power (kVAR), Real Power (kW) and Apparent Power (kVA). Power Factor = kW/kVA .




Power Factor Correction

Edge Electrons 124





Power Factor Correction

PRODUCT IMAGE	PART NUMBER	DESCRIPTION	USE
	EE-100-0100-051	KVAR, 4-wire, Standalone/ Modules 10 KVAR	10 KVAR Power Factor Correction Unit
	EE-100-0250-051	KVAR, 4-wire, Standalone/ Modules 25 KVAR	25 KVAR Power Factor Correction Unit
	EE-100-0500-051	KVAR, 4-wire, Standalone/ Modules 50 KVAR	50 KVAR Power Factor Correction

Security

NESS (NSS) 126















Omega/Honeywell (OME) 129





PRODUCT IMAGE	PART NUMBER	DESCRIPTION	USE
	K-6308	NESS D8XD PANEL inc NAVIGATOR Keypad inc PSupply & 12V 7Ah batt	Security
	K-6312	Ness D8XD NAVIGATOR PANEL & SIREN KIT	Security
	K-6306	NESS D8XD PANEL inc White LCD Keypad inc PSupply & 12V 7Ah batt	Security
	K-6311	NESS D8XD PANEL & SIREN KIT inc LCD KEYPAD	Security
	106-164	NESS D8XD PANEL - no keypad inc PSupply & 12V 7Ah batt	Security
	K-6323	NESS D16XD PANEL inc NAVIGATOR Keypad inc PSupply & 12V 7Ah batt	Security
	K-6313	Ness D16XD NAVIGATOR PANEL & SIREN KIT	Security
	K-6321	NESS D16XD PANEL inc White LCD Keypad inc PSupply & 12V 7Ah batt	Security
	K-6324	NESS D16XD PANEL & SIREN KIT inc LCD KEYPAD	Security
	106-165	NESS D16XD PANEL - no keypad inc PSupply & 12V 7Ah batt	Security
	106-100	Ness NAVIGATOR TOUCH SCREEN KEYPAD	Security
	106-016	NESS KPX LCD KEYPAD ONLY - WHITE (As supplied with D8x/D16x)	Security
	K-6002D	iCOMMS INTERFACE KIT inc 101-244 IP232 Ethernet Module & 450-246 RS232 cable (suits D8XD/D16XD)	Security
	100-234	DETECTOR XIR100H Standard PIR	Security
	100-055	DETECTOR NESS Quantum Standard PIR	Security
	106-173	DETECTOR NESS LUX HW QUAD PIR with Nightlight	Security



PRODUCT IMAGE	PART NUMBER	DESCRIPTION	USE
	100-048	DETECTOR NESS Quantum 360	Security
	100-243	NESS QUANTUM BRACKET - PIR MOUNTING BRACKET	Security
	100-236	XLine series Mounting Bracket for 100-234, 100-235, 100-205	Security
	100-200	NESS RADIO INTERFACE for ECO8x D8x D16x D24	Security
	106-167	NESS RK4B RADIO KEY Numeric & Coloured Buttons	Security
	K-6009	RK4 Radio Key & Receiver Kit inc 2 x 100-167 Ness RK4 Radio keys, 1 x 100-200 Ness Radio Interface	Security
	106-168	NESS LUX RADIO PIR with NIGHTLIGHT	Security
	106-170	NESS LUX PET AWARE RADIO PIR with NIGHTLIGHT	Security
	106-169	Deluxe Mounting Bracket for Ness Lux Radio PIR	Security
	100-662	NESS RR1 SUPERVISED RADIO REED	Security
	100-527	NESS RR2 UNIVERSAL TRANSMITTER	Security
	106-091	NESS RR3 SUPERVISED MICRO RADIO REED	Security
	106-040	NESS RADIO SMOKE DETECTOR	Security
	100-077	Roller Shutter Reed Switch	Security
	BAT210	BATTERY - SLA - 12V 7Ah (Suits most Ness panels)	Security



PRODUCT IMAGE	PART NUMBER	DESCRIPTION	USE
	840-029	PLUG PACK 17VAC 1.4A + EARTH	Security
	840-054	PLUG PACK 20VDC 1.5A switch mode (as supplied with D8XD/D16XD)	Security
	106-017	NESS-PD Portable download tool for D8x/D16x	Security
	106-011	D8x-D16x OUTPUT EXPANDER V2	Security
	106-012	D8x-D16x WEIGAND INTERFACE	Security
	106-013	D8x-D16x 4X RELAY BOARD	Security
	101-082	Ultraprox weatherproof keypad	Security
	101-014	Ultraprox weigand reader	Security
	106-303	Ness Guardpost 3G wireless system with two way voice	Security
	106-249	Ness 3G Dialler	Security
	101-176	FES10 strike	Security
	101-157B	Magnetic lock	Security
	104-622	Ness 8X4 NVIEW2 CCTV Kit	CCTV
	104-623	Ness NVIEW2 Additional camera	CCTV
	104-034	Ness NVIEW2 18m pre-terminated additional cable	CCTV
	POW310	12VDC 1.5A Switchmode plug pack	CCTV



PRODUCT IMAGE	PRODUCT IMAGE	PRODUCT IMAGE	PRODUCT IMAGE
	ECOWIRED-KIT	<p>Vista Essential Wired Alarm System</p> <p>Economical Starter Kit - supports Stay & Bypass modes</p> <p>Supports Honeywell Tuxedo for Automation & Control</p> <p>12 Control Panel. Expandable up to 38 Zones</p> <p>4 x PIR Detectors. Alpha Numeric Keypad</p> <p>Internal Screamer. External Siren & Strobe</p>	Suitable for small to medium opportunities.
	WIRED-KIT	<p>Vista Wired Alarm Kit</p> <p>Supports Honeywell Tuxedo for Automation & Control</p> <p>12 Control Panel. Expandable up to 38 Zones</p> <p>Supports up to 16 User Codes & up to 7 Remotes.</p> <p>4 x PIR Detectors. Alpha Numeric Keypad</p> <p>Internal Screamer. External Siren & Strobe</p>	Adaptable system. Supports Stay & Bypass modes. Suitable for small to medium opportunities.
	WIRELESS-KIT	<p>LYNX PLUS WIRELESS ALARM SYSTEM</p> <p>All-in-one integrated system. Easy-to-read LCD display.</p> <p>LYNX PLUS Control Panel. 4 x PIR Detectors.</p> <p>2 x Remote Controls. Expandable up to 39 Zones.</p> <p>Supports up to 16 User Codes and up to 7 Remotes.</p> <p>Built in Speaker, MIC and Sounder.</p>	Great for retro and easy installations. Suitable for Medium opportunities.
	TUXWIFIW	<p>TUXEDO TOUCH - WHITE fascia</p> <p>Fully controlled by Smart Phones/Tablets - remotely.</p> <p>Home security and automation controller.</p> <p>Graphical - fully touch screen - menu-driven prompts.</p> <p>7inch high resolution touch screen.</p> <p>Energy Cost Management for Lighting, HVAC & Security</p>	Tuxedo Touch can help make homes and building more comfortable and efficient for a fraction of the cost of other automation systems. Centralised Control for CCTV, AV, Intercom, Access Control & Z-Wave. Also for Climate Control - enabling and controlling Lighting, and Blinds and Curtains.
	TUXWIFIS	<p>TUXEDO TOUCH - SILVER fascia</p> <p>Fully controlled by Smart Phones/Tablets - remotely.</p> <p>Home security and automation controller.</p> <p>Graphical - fully touch screen - menu-driven prompts.</p> <p>7inch high resolution touch screen.</p> <p>Energy Cost Management for Lighting, HVAC & Security</p>	Tuxedo Touch can help make homes and building more comfortable and efficient for a fraction of the cost of other automation systems. Centralised Control for CCTV, AV, Intercom, Access Control & Z-Wave. Also for Climate Control - enabling and controlling Lighting, and Blinds and Curtains.

Supplier Contacts

ABB.....	132
AFL	132
Commscope	132
Clipsal	133
Comelit	133
Dahua	134
Edge Electrons	134
Grove	134
Gerard Lighting/Pierlite	135
Haneco Lighting	135
Hills	135
Legrand	136
Leviton	136
Lumex	136
Light Planet	136
Lilin.....	137
Mainline.....	137
Matchmaster	137
MSS Fibre.....	137
NIDAC	138
Netgear	138
NESS	138
Omega / Honeywell	139
Philips	139
SAL	139
Yamaha	139

Terminologies	140
---------------------	-----



State	Mobile	Phone	Address
Victoria	0400 397 120		601 Blackburn Road, Notting Hill VIC, 3168
South Australia	0478 409 262		41-43 Cawthorne Street Thebarton SA, 5031
Tasmania	0458 313 980		601 Blackburn Road Notting Hill VIC, 3168
Western Australia	0481 001 120		2 Metal Circuit MALAGA WA, 6090
Queensland	0417 426 478		15 Lavarack Avenue EAGLE FARM QLD, 4009
Northern Territory	0417 426 478		15 Lavarack Avenue EAGLE FARM QLD, 4009
New South Wales	0411 564 067		Bapaume Road Moorebank NSW, 2170
ACT	0411 564 067		Bapaume Road Moorebank NSW, 2170



State	Mobile	Phone	Address
Victoria	0417 374 018	(03) 9737 4217	93-97 Merrindale Drive Croydon VIC, 3136
South Australia	0433 783 905	(08) 8223 1916	Shop 1, 151-153 Giles St Adelaide SA, 5000
Tasmania	0416 652 769	(03) 9737 4206	93-97 Merrindale Drive Croydon VIC, 3136
Western Australia	0417 404 079	(08) 6253 2209	1/32 Robinson Avenue Belmont WA, 6104
Queensland	0406 976 113	(07) 3292 1405	2/50 Borthwick Avenue Murrarie QLD, 4172
Northern Territory	0433 783 905	(08) 8223 1916	Shop 1, 151-153 Giles St Adelaide SA, 5000
New South Wales	0416 652 749		13/10-14 Boden Road Seven Hills NSW, 2147
ACT	0448 122 814	(02)6143 2303	3/7 Beaconsfield Street Fyshwick ACT, 2609



State	Mobile	Phone	Address
Victoria	0413 057 273	02 4369 5000	Lvl 1, 315 Ferntree Gully Road Mount Waverley VIC, 3149
South Australia	0439 195 867	02 4369 5000	
Tasmania	0409 655 604	02 4369 5000	Lvl 1, 315 Ferntree Gully Road Mount Waverley VIC, 3149
Western Australia	0437 232 830	02 4369 5000	Suite 46 11 Preston St Como WA, 6152
Queensland	0437 233 203	02 4369 5000	Level 1, 67 St Pauls Terrace Spring Hill QLD, 4000
Northern Territory	0437 231 559	02 4369 5000	Level 1, 67 St Pauls Terrace Spring Hill QLD, 4000
New South Wales	0438 913 012	02 4369 5000	Suite 103, 63 Parramatta Rd Silverwater NSW, 2128
ACT	0419 204 431	02 9734 9944	

State	Mobile	Phone	Address
Victoria	0418 527 233 0419 847 732 0418 787 656 0478 319 104 0418 336 291 0408 667 529	1300 669 925	1 Acacia Place, Notting Hill, VIC, 3168
South Australia	0418 831 119 0418 794 843 0401 691 077	1300 669 925	34-37 Port Wakefield Road, Gepps Cross SA 5094
Tasmania	0407 922 554 0437 385 807	1300 669 925	Unit 23, 34 Innocent St, Kings Meadows TAS 7249 76 Goulburn Street, Hobart TAS, 7000
Western Australia	0417 917 840 0419 869 365 0419 686 699 0438 656 456	1300 669 925	10 Harris Road, Malaga, WA 6090 AUSTRALIA
Queensland	0408 339 554 0418 765 459 0401 156 993 0411 646 202 0437 737 280	1300 669 925	80 Schneider Road, Eagle Farm, Qld, 4009
Northern Territory	0417 084 753	1300 669 925	16 Albatross Street, Winnellie NT 0821
New South Wales	0417 821 303 0413 433 917 0413 433 850 0418 845 158 0407 298 792 0439 898 627 0418 430 361 0418 653 183 0417 714 339 0418 822 564 0418 423 581 0413 433 907	1300 669 925	78 Waterloo Road, Macquarie Park NSW 2113
ACT	0407 474 789 0418 457 671	1300 669 925	2 Brindabella Cct, Brindabella Business Park, Majura ACT 2609

State	Mobile	Phone	Address
National	0408 887 762	1300 889 000	6/11 Sabre Drive Port Melbourne VIC, 3207
New South Wales	0488 080 903	1300 889 000	
ACT	0488 080 903	1300 889 000	



State	Mobile	Phone	Address
Victoria	0414 758 685 0499 552 077 0455 061 144	03 9263 0111	Unit 7 / 170 Forster Rd, Mt Waverley, 3149
South Australia	0414 758 685 0499 552 077 0455 061 144	03 9263 0111	Unit 7 / 170 Forster Rd, Mt Waverley, 3149
Tasmania	0414 758 685 0499 552 077 0455 061 144	03 9263 0111	Unit 7 / 170 Forster Rd, Mt Waverley, 3149
Western Australia	0414 758 685 0499 552 077 0455 061 144	03 9263 0111	Unit 4 / 200 Balcatta Rd, Balcatta, 6021
Queensland	0414 758 685 0499 552 077 0455 061 144	03 9263 0111	15-19 Hudson Rd, Albion, 4010
Northern Territory	0414 758 685 0499 552 077 0455 061 144	03 9263 0111	Unit 7 / 170 Forster Rd, Mt Waverley, 3149
New South Wales	0414 758 685 0499 552 077 0455 061 144	03 9263 0111	Unit 5 / 142 James Ruse Dve, Parramatta, 2150
ACT	0414 758 685 0499 552 077 0455 061 144	03 9263 0111	Unit 7 / 170 Forster Rd, Mt Waverley, 3149



State	Mobile	Phone	Address
National	0419 314 526		5/476 St Kilda Rd VIC 3001



State	Mobile	Phone	Address
Victoria	0437 125 262	(03) 9001 0261	58 Taunton Drive Cheltenham, VIC, 3192
South Australia	0437 125 262		
Tasmania	0437 125 262		
Western Australia	0408 919 827	(08) 9202 3888	8 Kembla Drive Bibra Lake, WA, 6163
Queensland	0408 253 911		
Northern Territory	0408 253 911		
New South Wales	0408 253 911		
ACT	0408 253 911		

State	Mobile	Phone	Address
National		1300 799 300	
Victoria	0438 961 484	(03) 8394 3100	1 / 768 Lorimer Street Port Melbourne VIC 3207
South Australia	0418 215 445	(08) 8122 2360	142 – 144 Fullarton Rd Rose Park SA 5067
Tasmania	0438 961 484		1/768 Lorimer Street Port Melbourne VIC 3207
Western Australia	0409 677 950	(08) 9209 7100	77 Truganina Rd Malaga WA 6090
Queensland	0418 171 721	(07) 3621 9200	2-6 Leonardo Drive Brisbane Airport QLD 4007
Northern Territory	0418 215 445	(08) 8122 2360	142 – 144 Fullarton Rd Rose Park SA 5067
New South Wales	0418 961 484	(02) 9794 9300	96-112 Gow Street Padstow NSW 2211
ACT	0423 880 900		27 Yallourn St Fyshwick ACT 2609

State	Mobile	Phone	Address
Victoria	0426 532 910	(03) 9008 6109	9/ 810-812 Princes Hwy Springvale VIC, 3171
South Australia	0437 836 322	08 8297 6373	Unit 1, 482-486 South Road Kurralta Park SA 5037
Tasmania	0426 532 910	(03) 9008 6109	9/ 810-812 Princes Hwy Springvale VIC, 3171
Western Australia	0451 098 819		4/8 Tomlinson Road Welshpool WA 6106
Queensland	0448 888 596		104-110 Buchanan Road Banyo QLD 4014
Northern Territory	0448 888 596		104-110 Buchanan Road Banyo QLD 4014
New South Wales	0418 824 421		
ACT	0418 824 421		

State	Mobile	Phone	Address
Victoria	0411 657 654	03 9238 2533	
South Australia	0447 662 219	08 8275 8400	
Tasmania	0447 662 219	03 6273 9973	
Western Australia	0447 662 219	08 9209 7000	
Queensland	0412 729 227	07 3344 3855	
Northern Territory	0412 729 227	07 3344 3855	
New South Wales	0447 662 219	08 9209 7000	
ACT	0447 662 219	08 9209 7000	



State	Mobile	Phone	Address
Victoria	0410 678 114		4 Forbes Close Knoxfield VIC, 3180
South Australia	0420 961 999		2/98 Henley Beach Rd Mile End SA, 5031
Tasmania	0438 449 375		4 Forbes Close Knoxfield VIC, 3180
Western Australia	0417 173 920		1/80 Hasler Rd Osbourne Park WA, 6017
Queensland	0428 456 721		Unit 4, 62 Borthwick Avenue Murrarie QLD, 4172
Northern Territory	0420 961 999		2/98 Henley Beach Rd Mile End SA, 5031
New South Wales / ACT	1300 369 777		4 43-47 Lyn Pde Prestons NSW, 2170



State	Mobile	Phone	Address
National	0451 533 119	03 9411 1807	124-140 Wellington St Collingwood VIC, 3066



State	Mobile	Phone	Address
Victoria	0418 660 659	1300897287	203 Princes Hwy Hallam VIC 3803
South Australia	0415628510	1300897287	203 Princes Hwy Hallam VIC 3803
Tasmania	0417317253	1300897287	203 Princes Hwy Hallam VIC 3803
Western Australia	0429215437	1300897287	2 Prosperity Ave Wangara WA 6065
Queensland	0415628510	1300897287	64 Colebard Street East Acacia Ridge QLD 4110
Northern Territory	0415628510	1300897287	
New South Wales	0423286986	1300897287	203 Princes Hwy Hallam VIC 3803
ACT	0410652291	1300897287	203 Princes Hwy Hallam VIC 3803



State	Mobile	Phone	Address
Victoria	0429 422 490	1300 533 489	16/345 Plummer Street, Port Melbourne VIC
South Australia	0429 422 490	1300 533 489	16/345 Plummer Street, Port Melbourne VIC
Tasmania	0425 733 171	1300 533 489	16/345 Plummer Street, Port Melbourne VIC
Western Australia	0429 465 725	1300 533 489	16/345 Plummer Street, Port Melbourne VIC
Queensland	0429 422 490	1300 533 489	16/345 Plummer Street, Port Melbourne VIC
Northern Territory	0429 465 725	1300 533 489	16/345 Plummer Street, Port Melbourne VIC
New South Wales	0429 422 490	1300 533 489	16/345 Plummer Street, Port Melbourne VIC
ACT	0425 733 171	1300 533 489	16/345 Plummer Street, Port Melbourne VIC



State	Mobile	Phone	Address
National	0402 723 659	(03) 9645 6129	Unit 18 / Westside Ave Port Melbourne VIC, 3207



State	Mobile	Phone	Address
Victoria		(03) 9596 6688	221 Nepean Hwy, Gardenvale, Victoria 3185
Queensland		(07) 3891 2222	54 Caswell Street, East Brisbane, Queensland 4101



State	Mobile	Phone	Address
Victoria	0400 670 565	02 8522 5100	Unit 2, 16 Viewtech Place, Rowville VIC, 3178
South Australia	0448 440 664	02 8522 5100	Unit 1, 52 Weaver Street, Edwardstown SA, 5039
Tasmania	0400 670 565	02 8522 5100	Unit 2, 16 Viewtech Place, Rowville VIC, 3178
Western Australia	0413 750 527	02 8522 5100	Unit 2, 15 Narloo Street, Malaga WA, 6090
Queensland	0418 418 218	02 8522 5100	Unit 1, 28-34 Nevilles Street, Underwood QLD, 4119
Northern Territory	0448 440 664	02 8522 5100	Unit 1, 52 Weaver Street, Edwardstown SA, 5039
New South Wales	0413 750 527	02 8522 5100	Unit 2, 15 Narloo Street, Malaga WA, 6090
ACT	0413 750 527	02 8522 5100	Unit 2, 15 Narloo Street, Malaga WA, 6090



State	Mobile	Phone	Address
Victoria	0418 323 384 0418 312 354 0408 117 428	133 122	Building 9, 621 Whitehorse Road, MITCHAM VIC 3132
South Australia	0418 605 037 0438 685 964	133 122	1 Butler Drive, HENDON SA 5014
Tasmania	0418 965 436	133 122	46 Wellington Street, BURNIE TAS 7320
Western Australia	0438 376 925 0438 451 467	133 122	6B Hunt Street, MALAGA WA 6090
Queensland	0438 658 112 0400 483 319 0408 405 031 0417 231 541	133 122	
Northern Territory	0438 376 925	133 122	
New South Wales	0417 274 113 0428 266 974 0417 748 161 0429 191 132	133 122	8 Distribution Place, SEVEN HILLS NSW 2147
ACT	0429 191 132	133 122	



State	Mobile	Phone	Address
Victoria	0429 221 135 0455 551 624 0438 041 965	9808 6244	2 Cromwell St, Burwood, VIC 3125

NETGEAR

State	Mobile	Phone	Address
Victoria		03 9095 7550	Unit 17, 19-23 Clarinda Rd, Oakleigh South VIC 3167
South Australia		08 8413 9777	107 Wright Street, Adelaide SA 5000
Western Australia		08 6189 2444	3b Ruse Street, Osborne Park SA 6017
Queensland		07 3139 0777	Head Office: 107 Wright Street, Adelaide SA 5000
New South Wales		02 8197 2100	
Northern Territory		08 8413 9777	
Tasmania		03 6237 0703	
ACT		02 6223 2242	



State	Mobile	Phone	Address
Victoria	0419 326 740 0404 089 932	03 98756400	Unit 4 / 56 Norcal Rd Nunawading VIC 3131
South Australia	0450 128 047	08 81520000	Unit 1 / 22 Ware Street Thebarton SA 5031
Tasmania	0419 326 740 0404 089 932	03 98756400	Unit 4 / 56 Norcal Rd Nunawading VIC 3131
Western Australia	0428 609 662	08 93282511	Unit 1 / 9 Inverness Street Malaga WA 6090
Queensland	0438 407 001 0400 788 518 0451 348 792	07 33994910	Unit 3A / 471 Lytton Road Morningside QLD 4170
Northern Territory	0450 128 047	08 81520000	Unit 1 / 22 Ware Street Thebarton SA 5031
New South Wales	0414 788 307 0447 441 433	02 88259222	Unit 4 / 167 Prospect Hwy Seven Hills NSW 2147
ACT	0414 788 307	02 88259222 02 88259222 02 88259222	Unit 4 / 167 Prospect Hwy Seven Hills NSW 2147



Honeywell

State	Mobile	Phone	Address
Victoria	0417 389 591	08 8345 0017	11-23 Licola Crescent Dandenong South VIC, 3175
South Australia	0417 398 367	08 8345 0017	107A Ledger Road Beverley SA, 5009
Tasmania	0419 369 933	03 8793 9700	11-23 Licola Crescent Dandenong South VIC, 3175
Western Australia	0417 813 673	08 9271 9787	5A Chalkey Place Bayswater WA, 6053
Queensland	0417 548 523	07 3283 1199	6 Grice Street Clontarf QLD, 4019
Northern Territory	0417 398 367	08 8345 0017	107A Ledger Road Beverley SA, 5009
New South Wales	0418 387 081	02 9734 9944	1/18 Kelso Crescent Moorebank NSW, 2170
ACT	0418 387 081	02 9734 9944	1/18 Kelso Crescent Moorebank NSW, 2170

PHILIPS

State	Mobile	Phone	Address
Victoria	0419 321 074		Philips Lighting VIC/TAS, 850 Lorimer Pt Melbourne Vic 3205
South Australia	0428 743 873		Philips Lighting SA/NT 6 Hamra Drive, Export Park SA 5950
Tasmania	0419 321 074		Philips Lighting VIC/TAS, 850 Lorimer Pt Melbourne Vic 3205
Western Australia	0447 421 968		Philips Lighting WA, 114 Jersey St, Jolimont WA 6014
Queensland	0419 487 047		Philips Lighting QLD, 747 Lytton Rd, Murarrie, QLD 4172
Northern Territory	0428 743 873		Philips Lighting SA/NT 6 Hamra Drive, Export Park SA 5950
New South Wales	0477 055 335		Philips Lighting NSW, 65 Epping Road, North Ryde NSW 2113
ACT	0477 055 335		Philips Lighting NSW, 65 Epping Road, North Ryde NSW 2113



State	Mobile	Phone	Address
Victoria		(03) 9532 3168	46 – 48 Keys Rd Moorabbin Vic. 3189
South Australia		(03) 9532 3168	46 – 48 Keys Rd Moorabbin Vic. 3189
Tasmania		(03) 9532 3168	46 – 48 Keys Rd Moorabbin Vic. 3189
Western Australia		(08) 9248 7458	20 Trade Rd Malaga WA 6090
Queensland		(07) 3276 8897	13 / 258 Musgrave Rd Coopers Plains Qld 4108
Northern Territory		(03) 9532 3168	46 – 48 Keys Rd Moorabbin Vic. 3189
New South Wales		(02) 9723 3099	40 Biloela St Villawood NSW 2163
ACT		(02) 9723 3099	40 Biloela St Villawood NSW 2163



State	Mobile	Phone	Address
National	0405 536 343	03 9587 4455	2/314 Governor Rd Braeside VIC, 3195

TERMINOLOGIES	DESCRIPTION	USE
5.1 Stereo	Surround Sound	5 Speakers, 1 Sub
7.2 Stereo	Surround Sound	7 Speakers, 2 Sub
Amp	Amplifier	Electrical device used for increasing the amplitude of electrical signals - mainly used in sound production
AV	Audio Visual	Sound and visual e.g. speakers and TV
Bandwidth	Measure of Data Speed	The amount of data that can be transmitted in a given time frame
BLC	Back Light Compensation	Lighting behind an object is compensated for so the object can be seen clearly
Bluetooth	Short Range Wireless Communication	Standard protocol for short range wireless information transfer
CCTV	Closed Camera Television	Security camera system which operated on its own closed network area
CRI	Colour Rendering Index	Is a measure of the ability for a light source to reveal the true colour of an object
DALI	Digital Addressable Lighting Interface	Lighting control protocol
dB	Decibel	Measure of noise levels
Delay Off	Contact Type	used in Timers, when time limit is reached the device is turned off
Delay On	Contact Tpe	Used in Timers, when time limit is reached the device is turned on
Demand Charge	Power Rate Charge	Where the consumer is charged for the highest amount of electricity consumed, not actual usage
DVR	Digital Video Recorder	Storage device which holds video and camera footage
EUA	Enviromental Upgrade Agreement	Victorian scheme allowing a consumer to pay for a solar system, financed through their local council and state government
FOBOT	Fibre Optic Breakout Tray	Fibre Optic equivalent of a patch panel
Gateway	Communication Network Device	Device which allows mulitple devices to talk to each other or be veiwed together
GHz	GigaHertZ	An electrical signal which can be cycled one billion times per second
HDMI	High Definition Multimedia Interface	Audio/Video interface to transfer data to high definition devices
Interface	Information Exchange	Device which allows mulitple devices to talk to each other or be veiwed together
IP Camera	Internet Protocol	Security cameras which can send and receive data via a computer network and the internet
IP Rating	International Protection Rating	A system of measure which refers to how protected the product is from dust and water ingress
IR	Infra Red	Remote needs to be pointed at a target to operate device
KvA	Kilo Volt Ampere	1 KvA is equivalent to 1000 volts amps of electricity
kW	Kilo Watt	1000 watts of electricity
LAN	Local Area Network	A computer network that spans a reletively small area
LCD	Liquid Crystal Display	Digital technology allowing for clearer, smaller screens and displays
LED	Light Emitting Diode	Digital technology allowing light to be transmitted
LGC	Large Scale Generation Certificate	Tradable certificates for consumers generating over 100kW of renewable energy
Lumens	Unit of light measure	Amount of light that is emitted from a light source in any direction
Lux	Unit of light measure	Amount of light that covers a designated surface area
Mains Power	Electricity Distribution Network	Electricity is obtained from the grid with through connected power lines
MATV	Master Antenna Television	Refers to compnents required to complete a TV reticulation system

TERMINOLOGIES	DESCRIPTION	USE
MHz	MegaHertz	An electrical signal which can be cycled one million times per second
Multi Core	Fibre Optic Cable Type	Light is reflected between different cores and signal is bounced along the cable
NBN	National Broadband Network	Australian Federal Government project to distribute fiber optic internet to all homes in Australia
NC	Normally Closed Contact	A contact that is set to the closed position when in the off state
NO	Normally Open Contact	A contact that is set to the open position when in the off state
NVR	Network Video Recorder	Storage device which holds video and camera footage from IP Cameras
PFC	Power Factor Correction	Used for correcting unusable power and turning it into usable electricity
PIR	Passive Infrared	Presence detector
PoE	Power over Ethernet	Power and data is transferred down a single UTP data cable
Power Distributer	Electricity Distributer	The company who owns the infrastructure that supplies power network
Power Retailer	Electricity Reseller	The company which bills the power to the end user
PPA	Power Purchase Agreement	Solar power generated is purchased at an agreed rate
Reed Switch	Electrical Switch	An electrical switch which is operated by an applied magnetic field
REM	Remote Energy Monitoring	Devices which monitor and in some instances can control a consumers energy consumption
RU	Rack Unit	Unit of measure for data cabinets capability
Shielded Cable	Cable Type mainly used for data	Refers to a cable which has an inbuilt shield to protect from interference
Single Core	Fibre Optic Cable Type	Fibre which has one core and sends light in a straight line
Single Phase	Electricity Distribution Method	240v down on single power phase
Stand Alone (Off Grid)	Renewable Energy Self Generated	Electricity is self generated and stored in batteries for usage
STC	Small Scale Renewable Energy Certificate	Tradable certificates for consumers generating under 100kW of renewable energy
Three Phase	Electricity Distribution Method	415v of electricity split between 3 phases
UHF	Ultra High Frequency	Is a radio frequency in the range between 300 MHz and 3 GHz
UTP	Unshielded Twisted Pair	Cable type which refers to c
VEEC	Victorian Energy Efficiency Certificate	Carbon Certificates generated through reducing power which can be sold on a worldwide market
VEET	Victorian Energy Efficiency Target	A Victorian Government scheme run to incentivize consumers to save electricity
VHF	Very High Frequency	Is a radio frequency in the range between 30 MHz and 300 MHz
WAN	Worldwide Area Network	The worldwide internet network
WIFI	Wireless Fidelity	Wireless internet protocol which allows devices to communicate without the use of cables
Wired	Cable Format	Cable is connected directly to the device
Wireless	Communication over Internet WiFi	The device is not directly cabled and operates independently over wireless internet
Z Wave	Z Wave Alliance	a wireless protocol for Home Automation. 30 metre range but messages can hop up to 4 times.

This image shows a single sheet of white paper with horizontal blue ruling lines. The lines are evenly spaced and run across the width of the page. There are no margins, text, or other markings on the paper.



P 1800 778 823

E techenergy@middys.com.au

W middys.com.au